



OHIO VALLEY CONFERENCE
 215 Centerview Drive, Suite 115
 Brentwood, TN 37027
 Phone - (615) 371-1698
 FAX - (615) 891-1682
 www.OVCsports.com
 www.OVCDigitalNetwork.com

STAFF

Beth DeBauche, Commissioner
 E-mail: bdebauche@ovc.org

Brad Walker, Associate Commissioner for Operations/COO
 E-mail: bwalker@ovc.org

Jennifer Gibbs, Assistant Commissioner for Championships/SWA
 E-mail: jgibbs@ovc.org

Kyle Schwartz, Assistant Commissioner for Media Relations
 E-mail: kschwartz@ovc.org

Brian Pulley, Assistant Commissioner for External Affairs
 E-mail: bpulley@ovc.org

Stephanie Castera Assistant Commissioner for Institutional Services
 E-mail: scastera@ovc.org

Heather Brown, Director of Media Relations
 E-mail: hbrown@ovc.org

Bryce Robinson, Director of Compliance and Digital Media
 E-mail: brobinson@ovc.org

Jon Kuka, General Manager - OVC IMG Sports Marketing
 E-mail: jkuka@ovc.org

Jenny Kulchar, Administrative Assistant
 Email: jkulchar@ovc.org

Jim Jackson, Coordinator of Football Officiating
 E-mail: ovcfotball@epbf.com

MEMBERSHIP

Austin Peay State University - Clarksville, Tenn.
 Member since 1962

Belmont University - Nashville, Tenn.
 Member since 2012

Eastern Illinois University - Charleston, Ill.
 Member since 1996

Eastern Kentucky University - Richmond, Ky.
 Member since 1948

Jacksonville State University - Jacksonville, Ala.
 Member since 2003

Morehead State University - Morehead, Ky.
 Member since 1948

Murray State University - Murray, Ky.
 Member since 1948

Southeast Missouri State University - Cape Girardeau, Mo.
 Member since 1991

Southern Illinois University Edwardsville - Edwardsville, Ill.
 Member since 2008

Tennessee State University - Nashville, Tenn.
 Member since 1986

Tennessee Technological University - Cookeville, Tenn.
 Member since 1949

University of Tennessee at Martin - Martin, Tenn.
 Member since 1992

TABLE OF CONTENTS

Introduction

Media Information.....	2
OVC Style Guide	3
Conference History.....	4-5
OVC Honors/Awards	6
OVC Commissioner.....	7
OVC Staff	8-10
FCS Conference Alignment.....	11
Division I Football Information	12-13
2014 Season Preview/Notes	14-15
2014 Composite Schedule/2015 Schedule	16

2014 Team Information/Outlooks

Austin Peay	17-22
Eastern Illinois	23-28
Eastern Kentucky	29-34
Jacksonville State.....	35-40
Murray State.....	41-46
Southeast Missouri.....	47-52
Tennessee State.....	53-58
Tennessee Tech	59-64
UT Martin.....	65-70

2013 in Review

2013 All-OVC Teams	71
Final 2013 OVC Standings/Statistics	72-75
OVC Teams and Players in Final National Statistics.....	76
2013 OVC Players of the Week/Final FCS Top 25 polls	77

OVC Records/History

Year-by-Year OVC Final Standings	78-79
Year-by-Year OVC Champions.....	80
Year-by-Year All-OVC Teams	81-85
All-Time OVC Player and Coach of the Year Winners.....	86-87
OVC First-Team All-Americans.....	88
Record Book - Individuals	89-92
Record Book - Team.....	93-94
Year-by-Year Statistical Leaders	95-97
All-Time OVC Players of the Week	98-103
All-Time OVC Preseason Polls.....	104-105
NCAA Division I Football Championship/Bracket.....	106-107
OVC Postseason History.....	108-109
Final FCS/I-AA Yearly Polls	110-111
Conference Series Game-by-Game.....	112-113
OVC Schools vs. FBS Teams.....	114
Largest Crowds in OVC History	115
Sgt. York Trophy Presented by Delta Dental of Tennessee.....	116-117
Delta Dental of Tennessee	118
DoubleTree.....	119
All-Time Sports Network Award Winners.....	120-121
NCAA Overtime Rules/OVC Overtime History	122
OVC Players in the NFL Draft	123

Directory of OVC Media Relations Directors	124
OVC Digital Network.....	125
Wilson.....	126
Millennium Maxwell House	127
Composite Schedule Grid.....	128

CREDITS

This 2014 Ohio Valley Conference Football Media Guide was written, designed and edited by Kyle Schwartz, Assistant Commissioner for Media Relations. Assistance provided by and a special thanks to the sports information directors at the nine OVC football playing institutions for providing content and assistance.

The guide is available at OVCsports.com as a PDF download. Upon request it is also available on CD. The CD also contains the PDF media guides of all nine OVC football schools as well as a Logo/Headshot Library of the Conference office and member institutions. To request a copy, contact Kyle Schwartz in the OVC office.

SCHOOL WEBSITES

Ohio Valley Conference..... www.OVCsports.com
 Austin Peay www.LetsGoPeay.com
 Eastern Illinois www.EIUpantthers.com
 Eastern Kentucky www.EKUSports.com
 Jacksonville State..... www.JSUGamecockSports.com
 Murray State www.GoRacers.com
 Southeast Missouri www.GoSoutheast.com
 Tennessee State www.TSUTigers.com
 Tennessee Tech..... www.TTUSports.com
 UT Martin www.UTMSports.com

OVC GAMES ON THE RADIO/INTERNET

Austin Peay

On the Radio WVRY-FM 105.1
 On the Internet..... www.letsgopeay.com
 Talent David Loos, Van Stokes

Eastern Illinois

On the Radio Hit Mix 88.9 (WEIU)
 On the Internet..... www.weiuhitmix.net
 Talent Mike Bradd, Jack Ashmore

Eastern Kentucky

On the Radio WCYO-FM 100.7
 On the Internet..... www.wcyofm.com
 Talent Greg Stotemyer, Carl Hayden

Jacksonville State

On the Radio WLJS-FM 91.9
 On the Internet..... www.jsu.edu/92j
 Talent Mike Parris, Ray Hammett

Murray State

On the Radio WFGE-FM 103.7
 On the Internet..... www.GoRacers.com
 Talent Neal Bradley

Southeast Missouri

On the Radio ESPN 92.9 FM (KLSC)
 On the Internet..... GoSoutheast.com
 Talent Erik Sean, Rick Wieser, Todd Bonacki

Tennessee State

On the Radio 102.1 FM/101.9 FM/830 AM
 On the Internet..... TSURadio.com (WTST The Blaze)
 Talent Albert Dawson

Tennessee Tech

On the Radio 98.5 Kiss FM
 On the Internet..... www.TTUSports.com
 Talent: ...Roger Ealey, Buddy Pearson, Dylan Vazzano

UT Martin

On the Radio WCMT-FM 101.3/WUTM 90.3
 On the Internet..... www.UTMSports.com
 Talent Tom Britt, Chris Brinkley

Note: All above radio listings are Flagship stations only and does not include radio network affiliates.

OVC PRESS BOX PHONE NUMBERS

Austin Peay (931) 221-7191
 Eastern Illinois (217) 581-7770
 Eastern Kentucky (859) 622-2226
 Jacksonville State..... (256) 782-5585/5586
 Murray State (270) 809-6811
 Southeast Missouri (573) 651-2191
 Tennessee State (615) 565-4450
 Tennessee Tech..... (931) 372-6030/6031
 UT Martin (731) 881-7694/7632

MEDIA INFORMATION

OVCSPORTS.COM

The official website of the Ohio Valley Conference is OVCsports.com. The website is a direct partnership with SIDEARM Sports. The website contains all the latest news on the conference including releases, statistics and standings.

OVC PLAYERS OF THE WEEK

The OVC will name an Offensive, Defensive, Special Teams and Newcomer of the Week each Sunday afternoon during the regular season. A full report featuring league standings, statistics and weekly matchups will be available on Monday afternoons. The release will be posted on OVCsports.com and emailed to local and national media. If you would like to be added to the distribution list send an email to kschwartz@ovc.org.

OVC COACHES TELECONFERENCES

During the regular season a weekly teleconference featuring the league's nine head coaches will be held every Tuesday morning at 10 a.m. Central Time (the exception being the Oct. 22 call which will be on a Wednesday). The first teleconference will take place on Tuesday, Aug. 26. A schedule of what times coaches will appear weekly is below. For information on how to access the call, please contact Kyle Schwartz in the OVC Office (615-690-6685 or kschwartz@ovc.org).

10:00 - Chris Hatcher, Murray State
 10:07 - Watson Brown, Tennessee Tech
 10:14 - Kim Dameron, Eastern Illinois
 10:21 - John Grass, Jacksonville State
 10:28 - Tom Matukewicz, Southeast Missouri
 10:35 - Kirby Cannon, Austin Peay
 10:42 - Jason Simpson, UT Martin
 10:49 - Rod Reed, Tennessee State
 10:56 - Dean Hood, Eastern Kentucky

OVC AND SOCIAL MEDIA

Media and fans can get the latest updates on Ohio Valley Conference happenings by using the social media outlets of Twitter and Facebook. Followers and fans of the OVC on each application will get breaking news first and have the chance to access special content and receive special deals. The OVC can be found on Twitter at <http://www.twitter.com/ovcsports> and on Facebook at <http://www.facebook.com/ovcsports>. You can also check out the league's YouTube Channel at <http://www.YouTube.com/ohiovalleyconference> and the OVC's Blog at OVCEXtra.com.

FCS PLAYOFFS/OVC TIEBREAKER

The participants in the 2014 NCAA Football Championship Subdivision (formerly I-AA) Playoffs will be announced on Sunday, Nov. 23. In the event of a tie for the OVC Championship, the following procedures will be used to break all ties and to determine the league's NCAA playoff representative.

TWO-WAY TIES

1.) A two-way tie shall exist only if the tied teams have the same number of losses.

2.) Should two teams have the same number of losses, and the two teams played each other during the regular season, the winner of the head-to-head contest shall be the league's postseason representative.

3.) If the two tied teams have the same number of losses, but did not play each other during the regular season, the following procedure shall be utilized to break the tie:

a.) A comparison of each team's head-to-head record against the team occupying the highest position in the regular-season standings that each team has played. If one team won its game against that team, the winning team shall be declared the representative.

b.) Should the procedure outlined in Item a. fail to break the tie, the process will continue to the next-place team and beyond until the tie is broken.

c.) When arriving at another group of tied teams, composite records between the tying teams shall be utilized to determine if one of the tied teams has won more games against the group of tied teams.

4.) If the procedures described previously fail to break the tie, the representative shall be determined by a coin flip.

MULTIPLE TIES

1.) A multiple tie (three or more teams) shall exist only if the tied teams have the same number of losses.

2.) If all of the teams involved in the multiple tie played each other during the regular season, then the composite records among the tied teams shall be compared to break the tie.

3.) If the process outlined in Step 2 reduces the tie to a tie among two teams, the two-team tiebreaker formula shall then be utilized.

4.) If not all of the tied teams played each other during the regular season, or if step 2 does not break or reduce the tie, the following procedure shall be utilized:

a.) A comparison of each of the tied teams' head-to-head record against the team occupying the highest position in the regular-season standings that each team has played. If one team won its game against that team, the winning team shall be declared the representative.

b.) Should the procedure outlined in Item a. fail to break the tie, the process will continue to the next-place team and beyond until the tie is broken.

c.) When arriving at another group of tied teams, composite records between the tying teams shall be utilized to determine if one of the tied teams has won more games against the group of tied teams.

5.) If the procedures described previously fail to break the tie, the representative shall be determined by a blind drawing.

OHIO VALLEY CONFERENCE STYLE GUIDE

Official Institution Name "Nickname"	Preferred Athletics Reference	Unacceptable Usages	PMS Colors
Austin Peay State University "Governors" or "Govs" (men's teams) "Lady Govs" (women's teams)	Austin Peay, APSU	Austin Peay State, AP Lady Governors	200 Red
Belmont University "Bruins"	Belmont	Lady Bruins	Red 186, Blue 281
Eastern Illinois University "Panthers"	Eastern Illinois, EIU	Lady Panthers	2945 Blue, 422 Gray White
Eastern Kentucky University "Colonels"	Eastern Kentucky, EKU	--- White	209 Maroon, 429 Gray
Jacksonville State University "Gamecocks"	Jacksonville State, JSU Jax State	Jacksonville, Jack State Lady Gamecocks	186 Red, 122 Gold
Morehead State University "Eagles"	Morehead State, MSU	Morehead	286 Blue, 116 Yellow
Murray State University "Racers"	Murray State, MSU	Murray, Lady Racers	123 Gold, 289 Blue
Southeast Missouri State University "Redhawks"	Southeast Missouri State Southeast Missouri, Southeast	---	186 Red, 05 Cool Grey Black
Southern Illinois University Edwardsville "Cougars"	SIUE (preferred) SIU Edwardsville	Southern Illinois-Edwardsville SIU-E	485 Red, 462 Dark Brown 7505 Brown, 465 Gold 7504 Light Brown
Tennessee State University "Tigers", "Lady Tigers" (WBB only), "Tigerbelles" (W-Track only)	Tennessee State, TSU	---	Reflex Blue
Tennessee Technological University "Golden Eagles"	Tennessee Tech, TTU, Tech	Tenn. Tech, TT	266 Purple, 109 Gold
The University of Tennessee at Martin "Skyhawks"	UT Martin, UTM	Tennessee-Martin UT-Martin, Martin	289 Blue, 151 Orange
Ohio Valley Conference	Ohio Valley, OVC	Valley	194 Maroon, 874 Gold Black



Above are the primary logos for the Ohio Valley Conference member institutions. All logos are trademarks of their respective universities.

This reference is intended only for media-related, non-commercial use. For more information or to request access to logos, contact Kyle Schwartz, Assistant Commissioner for Media Relations, at the Ohio Valley Conference at (615) 690-6685 or kschwartz@ovc.org.



Now in its 67th year, the Ohio Valley Conference continues to build on the success that has made it the nation's eighth-oldest NCAA Division I conference. In May 2011 the Conference expanded for the second time in four years, adding Belmont University which began competition in the 2012-13 academic year. The addition of Belmont gave the OVC 12 members, the most the league has had at one time in its illustrious history. The move added a second team in the city of Nashville and was the first addition to the league since Southern Illinois University Edwardsville joined in 2008. Subsequently, the league has shown its stability over the past decade, seeing only one member institution depart over the past 14 years.

The 2009-10 school year saw a change in leadership as Beth DeBauche was named the seventh full-time Commissioner in league history on July 28, 2009. The last three commissioners of the OVC have moved onto jobs as the commissioner of the Big Ten, Big 12 and the Mid-American Conferences.

The OVC's proud history dates back to 1948, but seeds for the new league were actually planted in 1941. It was then that Roy Stewart, the athletics director at Murray State, Charles "Turkey" Hughes, the athletics director at Eastern Kentucky, and Kelly Thompson, the public relations director at Western Kentucky, first broached the idea of forming a new conference. Discussions were put on hold by World War II, but reemerged Feb. 27-28, 1948 at the Kentucky Hotel in Louisville as the three original institutions combined with Morehead State, Louisville and Evansville to form the OVC.

In the 1950s, the OVC became a pioneer on a much more significant scale socially. During times of racial segregation, league member Morehead State became one of the first non-traditionally black mid-southern institutions to accept a black student. In 1958 Marshall Banks earned athletically-related aid at Morehead, which signed a second black athlete, Howard Murphy, a year later. In 1961 Murphy earned all-conference recognition as a halfback in football. With racial barriers broken, the rest of the institutions in the league began to provide educational and athletic opportunities to African-Americans.

After Title IX legislation passed in 1972, women's athletics began a rebirth on the national scene as the NCAA began sponsoring and marketing women's sports. Recognizing the need to provide increased opportunities for female athletes, the OVC began formulating plans for women's athletics in 1975 and established women's championships in the sports of basketball, tennis and track in 1977, with cross country and volleyball added over the next four years. Those sports were initially governed by the Association of Intercollegiate Athletics for Women (IAIW), but the overall strength of women's programs in the league was demonstrated by the automatic bids the OVC instantly received when the NCAA became the governing body in 1982. The conference added women's golf and softball in 1994 and women's soccer in 1998.

Through the past 66 years, 15 teams have won or shared the league's football title. The list is led by Eastern Kentucky, winner of 21 outright or shared football crowns, which is tied for the most in Football Championship Subdivision history (with Massachusetts). Among OVC teams, former member Middle Tennessee is next with 11 titles, followed by Tennessee Tech with 10, and Murray State and former member Western Kentucky with eight apiece. Eastern Illinois has claimed seven football crowns and Jacksonville State has three, while Morehead State, Tennessee State and former members Evansville and East Tennessee State have captured two apiece. Austin Peay, Southeast Missouri, UT Martin and former member Youngstown State have one title apiece.

Murray State and Evansville tied for the initial football championship, and the Racers participated in the first-ever bowl game by an OVC team, tying Sul Ross State 21-21 in the 1948 Tangerine Bowl. From 1948 to 1975, OVC teams played in 15 bowl games, winning eight of them. Eastern Kentucky and Western Kentucky were also participants in the NCAA Division II playoffs in the early and mid-1970s prior to the NCAA's reclassification of football programs into Division I-AA. The term "I-AA" lasted until the end of the 2006 season when it was changed to Division I Football Championship Subdivision (FCS).

The first Division I-AA/FCS football playoff was held in 1978 with only four teams, which is the only year through present day that the OVC did not field a playoff representative. In 1979, four of the nation's top teams were invited to the playoffs, and two of them - Eastern Kentucky and Murray State - were from the OVC. Murray dropped its semifinal game to Lehigh, but the Colonels nipped Nevada-Reno in double overtime and claimed the national championship a week later with a 30-7 victory over Lehigh. EKV was coached by former All-America quarterback Roy Kidd, who was in his 16th year at the helm of his alma mater and who skippered the Colonels to a second national title three years later. Following the 2002 season, Kidd retired after 39 years at EKV; upon retirement, he ranked sixth all-time among Division I coaches with 315 victories, earning him a spot in the College Football Hall of Fame. EKV's 20 FCS playoff appearances are the second for the most all-time (behind only Montana and tied with Appalachian

State).

In addition to Kidd, other coaching legends in the OVC include Charles "Bubber" Murphy, who coached at Middle Tennessee from 1947-1968, Western Kentucky's Jimmy Feix (1968-83), Wilburn Tucker (1954-67) and Don Wade (1968-82) of Tennessee Tech, Bill Ferguson (1967-77) of Murray State, Guy Penny (1959-67) of Morehead State and Boots Donnelly (1977-78 at Austin Peay; 1979-1998 at Middle Tennessee). Following the 2011 season Eastern Illinois head coach Bob Spoo retired after 25 years at the school (the last 16 as members of the OVC). In his time as an OVC coach he compiled 92 total victories (fifth-most in league history) and 68 OVC wins (fourth-most in league history) and was inducted into the OVC Hall of Fame in 2012.

A sampling of former OVC football stars, some of whom were All-Americans during their collegiate careers before achieving stardom at the professional ranks, include Jim Youngblood and Larry Schreiber (Tennessee Tech), Phil Simms (Morehead State), Virgil Livers and Dale Lindsey (Western Kentucky), Myron Guyton and Chad Bratzke (Eastern Kentucky), Cortland Finnegan (Samford) and Tony Romo and Jimmy Garoppolo (Eastern Illinois). In 2008, former Tennessee State standout Dominique Rodgers-Cromartie became just the fourth NFL First Round draft pick in OVC history when he was selected 16th overall by the Arizona Cardinals. He would break into the starting lineup halfway through his rookie season and started at cornerback for the Cardinals in Super Bowl XLIII.

The 2007 season marked a return to scholarship football and the OVC for the Austin Peay Governors. Following the 1996 season the Governors dropped scholarship football and competed as both an independent (1997-00, 2006) and as a member of the Pioneer Football League (2001-05).

The 2007 season also brought new vernacular to the Ohio Valley Conference and the division formerly known as I-AA. Beginning with the 2006 National Championship game the term I-AA was changed to NCAA Football Championship Subdivision (FCS) in a decision by the Division I Board of Directors. The new label was chosen to communicate in a positive and clear manner the unique differences between Division I football categories (chiefly, the post-season opportunity) while still defining them within the Division I experience. The FCS includes programs that compete in an effort to participate in the NCAA championship postseason structure (one of 89 NCAA national championships) as opposed to the Football Bowl Subdivision (FBS) which competes in an effort to participate in the postseason bowl system (the 35 NCAA-licensed events which includes the Bowl Championship Series).

In 2010 Southeast Missouri State, picked to finish seventh in the preseason poll, compiled a 7-1 Conference record on the way to its first OVC Championship since joining the league in 1991. Overall the Redhawks were 9-2 during the regular season and earned a berth in the FCS Playoffs, its first playoff berth at any level in the program's 104-year history. Southeast would lose to eventual national champion Eastern Washington in the second round of the playoffs. Head coach Tony Samuel capped the year by winning the Sports Network's Eddie Robinson Award, given to the National Coach of the Year. Samuel was the second OVC coach to win the award (joining Murray State's Houston Nutt who won the award in 1995).

For only the second time in league history in 2011, three teams shared the OVC football championship, as Eastern Kentucky, Jacksonville State and Tennessee Tech finished with 6-2 records. The only other time in league history more than two champions were crowned at the end of the year was 1962 (when four teams shared the crown).

In 2012 Eastern Illinois became just the fourth football team in OVC history to go from worst-to-first in winning the OVC Championship. The Panthers were led by head coach Dino Babers who became just the fourth first-year head coach to win an OVC Championship (joining Boots Donnelly in 1977, Jason Simpson in 2006 and Dean Hood in 2008). During the year Eastern Illinois junior wide receiver Erik Lora shattered the FCS single-season receptions record, hauling in 136 passes in 12 games; that mark was 13 more than the previous NCAA record and 44 more than the previous OVC mark.

In 2013 Eastern Illinois repeated as OVC Champions behind Walter Payton Award winner Jimmy Garoppolo. The quarterback became just the second OVC player to earn the National Player of the Year Award, joining former EIU signal caller Tony Romo (2002). Garoppolo passed for 5,050 yards (second most in NCAA single-season history) and 53 touchdowns (fourth in NCAA history) in leading the Panthers to a 12-2 record and berth to the quarterfinals of the FCS Playoffs. Garoppolo was drafted by the New England Patriots in the second round of the 2014 NFL Draft, becoming just the fifth OVC player selected in that round and first OVC quarterback selected since 1998.

The 2013 season saw the OVC snap a 19-game playoff losing streak dating back to the 2000 season. Tennessee State shutout Butler (marking the first OVC road playoff victory since 1986) to snap the streak while later that day Jacksonville

FORMER COMMISSIONERS OF THE OVC



Art Guepe
(1963-75)



Paul Dietzel
(1975-76)



Bob Vanatta
(1976-79)



Jim Delany
(1979-89)



Dan Beebe
(1989-2003)



Dr. Jon Steinbrecher
(2003-09)

State smashed Samford in the first round. A week later Eastern Illinois beat Tennessee State while Jacksonville State won at McNeese State to each advance to the quarterfinals; that marked the first time the OVC put two teams in the quarterfinals in the same season since 1991. Overall the four total playoff wins in the same season established a new OVC record.

Football wasn't the only sport in which the OVC was quickly gaining respect. In 1955, the OVC became only the second six-member league nationally to earn an automatic bid to the prestigious NCAA Men's Basketball Tournament, which, at that time, was limited to only 24 participants. The Conference quickly proved worthy of that bid, as Morehead State defeated Marshall (107-92) and Wayne State (95-84) in the 1956 tournament. Fifteen years later, former OVC member Western Kentucky became the first and only Conference team to reach the Final Four. The Hilltoppers defeated Jacksonville, Kentucky and Ohio State before losing to Villanova in double overtime in the national semifinals. WKU went on to finish in third place after beating Kansas 77-75 in the consolation game.

The league also had another historical moment in November 2008 when the NCAA awarded Nashville the 2014 NCAA Women's Division I Final Four. The OVC served as the host of the prestigious event, which is one of the biggest sporting events the city of Nashville can host. The event was held April 6 & 8 at Bridgestone Arena in downtown Nashville and was played in front of sold-out crowds for both the semifinals and championship as UConn topped Notre Dame in a battle of undefeated teams to win its ninth national title.

Over its 66 years, OVC teams have garnered national championships and bowl games in football, along with national team or individual titles in the sports of rifle, cross country, track and golf.

The OVC has also produced several Olympic athletes, including Murray State's Morgan Hicks, who was a member of the 2004 United States Olympic Rifle Team and Morehead State's Brian Shimer who competed in five Winter Olympics in bobsled (winning a bronze medal in 2002) and coached the 2010 United States bobsled team to its first gold medal since 1948. Former Morehead State football and Eastern Kentucky track and field athlete Dallas Robinson competed with the U.S. bobsled team during the 2014 Sochi Winter Olympics. In addition, some of the greatest players in professional sports were educated at OVC institutions. The list includes former greats such as football's Phil Simms (Morehead State), basketball's Clem Haskins (Western Kentucky) and Bubba Wells (Austin Peay) and two-sport star Steve Hamilton (Morehead State) to present-day standouts like basketball player Kenneth Faried (Morehead State), football player Tony Romo (Eastern Illinois) and baseball players A.J. Ellis (Austin Peay) and Shawn Kelley (Austin Peay). Hamilton is the only athlete to ever play in the NCAA Basketball Championship, a Major League Baseball World Series (New York Yankees) and

a NBA Championship Series (Los Angeles Lakers).

The playing field is not the only place where OVC athletes are working hard. The league also recognizes excellence in the classroom. Six Scholar-Athlete Awards are presented yearly to male and female athletes, while others are commended for their academic success by being Medal of Honor recipients or earning a spot on the Commissioner's Honor Roll. Additionally, the league annually presents one institutional Academic Achievement Award, as well as separate team awards in each Conference-sponsored sport. Since the College Sports Information Directors of America (CoSIDA) Academic All-America program began, the Ohio Valley Conference has had 229 student-athletes honored with the award, including 50 over the last five years (2009-10, 2010-11, 2011-12, 2012-13, 2013-14).

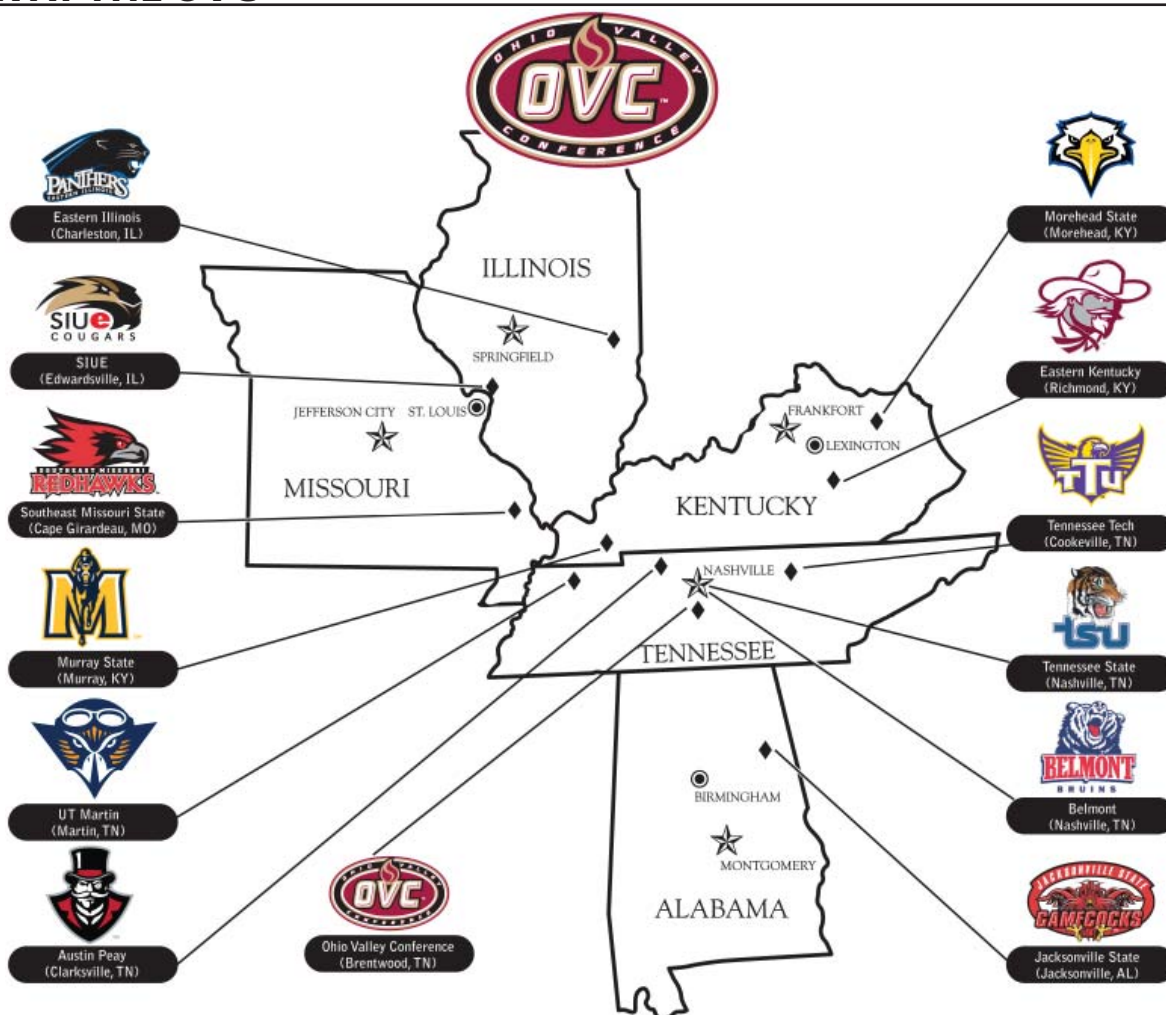
Through the early years of the league, administrators wrestled with fan behavior due to the close proximity of the Conference members and the intense rivalries which developed. Just as it did decades ago, the OVC took the leadership role on what has become a national issue. In 1995, the OVC implemented a first-of-its-kind "Sportsmanship Statement," a policy which promotes principles of fair play, ethical conduct and respect for one's opponent. The statement has become a model for others to follow across the nation, and has answered the challenge of the NCAA Presidents Commission to improve sportsmanship in collegiate athletics.

The vision of leadership demonstrated by the Founding Fathers in 1948 remains alive today as the Ohio Valley Conference prepares for the future. One example is in regard to the current trend in collegiate athletics administration for increased involvement of university presidents in setting policies and making rules. The presidents of OVC institutions, however, have always governed the Conference, long before presidential governance became a national theme.

The Ohio Valley Conference sponsors the following sports: baseball, basketball, cross country, football, golf, tennis and track for men, and basketball, cross country, golf, soccer, softball, tennis, track and volleyball for women. In addition, the OVC also sponsors the combined men's and women's sport of rifle.

Now in its seventh decade of competition, the Ohio Valley Conference has grown significantly from its humble beginnings while increasing the number of athletics opportunities it provides for students. Current league representatives include charter members Eastern Kentucky University, Morehead State University and Murray State University, along with Austin Peay State University, Belmont University, Eastern Illinois University, Jacksonville State University, Southeast Missouri State University, Southern Illinois University Edwardsville, Tennessee State University, Tennessee Technological University and the University of Tennessee at Martin. In addition Columbus State University serves as an affiliate member for the sport of rifle.

A LOOK AT THE OVC



OVC HONORS AND AWARDS

The Ohio Valley Conference implemented a first-of-its-kind "Sportsmanship Statement," a policy promoting fair play, ethical conduct and respect for one's opponent in 1995. The statement answered a challenge of the NCAA Presidents Commission to improve sportsmanship in college athletics, and has become a model for others to follow across the nation.

The development of the OVC sportsmanship statement began in June 1993 at the direction of the league's presidents. A committee made up of athletics directors and faculty representatives drafted the initial statement, and all coaches and other administrators had the opportunity for input. The statement sets forth expectations for spirit groups, officials and fans, as well as the student-athletes and coaches. Here is a brief synopsis of each group's expectations within the sportsmanship statement.

Administrators: Institutional administrators will create an environment of hospitality for visiting teams, particularly for those individuals at Conference institutions. Administrators will treat the visiting teams and its fans in the same manner that they would want their teams to be treated.

Coaches: Coaches have the greatest amount of influence over whether young people in their programs are taught and follow the high principles of sportsmanship. The OVC has been benefited by coaches who have risked losing a contest by removing student-athletes who have demonstrated disrespect for their opponents. This discipline measure educates that individual about the importance of sportsmanship over participation and winning, and helps counteract the constant messages received from many professional athletes who demonstrate a lack of respect for opponents.

Student-Athletes: Student-athletes at OVC institutions will be expected to treat opponents with sportsmanship, and there will be no tolerance for taunting and baiting of opponents. OVC student-athletes must understand that they are perhaps the most visible representatives of their institutions and their behavior is observed and emulated by many who are younger. OVC student-athletes must honor the responsibilities that accompany the privilege of representing our schools by behaving with dignity and class on and off the field.

Spirit Groups: Like our student-athletes, spirit groups are visible representatives of our universities, and they are expected to show decent behavior. Cheerleaders, bands and other spirit groups are admitted to contests to support their teams and assist in creating a fun atmosphere, but they will not be allowed to disrupt or confront opposing teams.

Officials: Officials will enforce the rules regarding sportsmanship without tolerance for abuse. Players and coaches will receive their only warning prior to the contest, and once the contest begins, penalties will be assessed for violations of unsportsmanlike conduct.

Fans: We know all fans are embarrassed by the inappropriate behavior of a few who may engage in confrontational and threatening actions towards officials, visiting fans, players or coaches. Those individuals may be dismissed to provide a better environment for others.

The Conference believes that the effort to meet the expectations outlined in the sportsmanship statement will increase the attractiveness at our athletics events by creating a healthy environment for competition. A complete copy of the sportsmanship statement can be obtained by calling the OVC office at (615) 371-1698.

The OVC has a variety of awards to recognize sportsmanship by its student-athletes, coaches, administrators and teams. In 1998, the OVC

established the Steve Hamilton Sportsmanship Award, presented annually to a male or female junior or senior student-athlete who best exemplifies the characteristics of the former Morehead State student-athlete, coach and administrator. Hamilton is the only individual to have ever played in a NCAA Basketball Championship, a Major League Baseball World Series (New York Yankees) and a National Basketball Association Championship Series (Minnesota Lakers).

In 2003-04 the League began awarding the Institutional Sportsmanship Award, given to the OVC member institution selected by its peers to have best exhibited the standards of sportsmanship and ethical conduct as outlined by the OVC and NCAA. In 2005-06 the League expanded the sportsmanship award program by adding the Team Sportsmanship Award. An award is given to each sport sponsored by the OVC and is voted on by the student-athletes and coaches of the respective sports.

OVC SPORTSMANSHIP HONOREES

Steve Hamilton Sportsmanship Award Winners

1998-99	Julie Virta (women's basketball), Austin Peay
1999-00	Michael Turner (men's basketball), Murray State
2000-01	Kelly Pendleton (women's basketball), UT Martin
2001-02	Grant Swallows (football), Tennessee Tech
2002-03	Brooke Armistead (women's basketball), Austin Peay
2003-04	Kandi Brown (women's basketball), Morehead State
2004-05	Cassandra Peek (women's basketball), Austin Peay
2005-06	Zac Schlader (men's basketball), Austin Peay
2006-07	Adonia Bivins (women's soccer), Austin Peay
2007-08	Beth Boden (softball), Tennessee Tech
2008-09	Carrie Burggraf (track & field), Austin Peay
2009-10	Carrie Burggraf (track & field), Austin Peay
2010-11	Abby O'Connor (volleyball), Eastern Kentucky
2011-12	Jon Clinard (baseball), Austin Peay
2012-13	Sean Bailey (tennis), Austin Peay
2013-14	J.J. Mann (basketball), Belmont

Institutional Sportsmanship Award Winners

2003-04	Southeast Missouri State University
2004-05	Samford University
2005-06	Samford University
2006-07	Morehead State University
2007-08	Austin Peay State University
2008-09	Eastern Kentucky University
2009-10	Eastern Kentucky University
2010-11	Southeast Missouri State University
2011-12	Tennessee Tech University
2012-13	Eastern Kentucky University
2013-14	Belmont University

Football Team Sportsmanship Award Winners

2005-06	Samford University
2006-07	Eastern Illinois University
2007-08	Austin Peay State University
2008-09	Austin Peay State University
2009-10	Eastern Illinois University
2010-11	Southeast Missouri State University
2011-12	Austin Peay State University
2012-13	Southeast Missouri State University
2013-14	Eastern Kentucky University

OVC HALL OF FAME

The Ohio Valley Conference organized a Hall of Fame in 1977. Membership is limited to coaches, administrators, faculty and staff members who have been associated with the OVC for at least five (5) years and have had extensive outstanding service to the Conference. Unless a tie in the selection procedure occurs, there shall be no more than three (3) inductees annually. Voting for the award is done in the spring and the induction takes place at the OVC Honors Luncheon, which is held annually at the end of May. Following the 2014 ceremony, the Hall of Fame now has 73 members.

Dr. Joe Morgan, APSU (1977)
Mr. Charles Hughes, ECU (1977)
Dr. Robert Martin, ECU (1977)
Dr. Adron Doran, MOR (1977)
Mr. Roy Stewart, MUR (1977)
Dr. W.E. Derryberry, TTU (1977)
Mr. Hooper Eblen, TTU (1997)
Dr. Kelly Thompson, WKU (1977)
Mr. Ed Diddle, Sr., WKU (1977)
Mr. L.T. Smith, WKU (1977)
Dr. Dave Aaron, APSU (1978)
Mr. Bob Laughlin, MOR (1978)
Mr. Ted Hornback, WKU (1978)
Dr. Quill E. Cope, MTSU (1978)
Mr. J.D. Rayburn, MUR (1979)
Mr. Nick Denes, WKU (1979)
Mr. Raymond H. Brown, TTU (1980)
Dr. Dero G. Downing, WKU (1980)
Mr. P.V. Overall, TTU (1981)

Mr. Arthur L. Guepe, OVC (1982)
Mr. Charles M. Murphy, MTSU (1982)
Mr. Malcolm P. Quillen, TTU (1984)
Mr. Ellis T. Johnson, MOR (1985)
Mr. John "Sonny" Allen, MOR (1987)
Mr. Wilburn Tucker, TTU (1987)
Mr. Johnny Reagan, MUR (1988)
Dr. George Fisher, APSU (1988)
Mr. John Oldham, WKU / TTU (1989)
Mr. Jimmy Earle, MTSU (1989)
Dr. Sam Ingram, MTSU (1990)
Mr. Bennie Purcell, MUR (1990)
Mr. Donald G. Combs, ECU (1991)
Mr. Steve Hamilton, MOR (1991)
Mr. James E. Delany, OVC (1992)
Mr. E.K. Patty, MTSU (1993)
Ms. Marynell Meadors, TTU (1993)
Mr. Edward S. Temple, TSU (1995)
Mr. John Ogles, APSU (1996)

Dr. Guy Penny, MOR (1996)
Dr. Arliss Roaden, TTU (1996)
Mr. John Stanford, MTSU (1997)
Dr. Kala Stroup, MUR / SEMO (1997)
Dr. Margaret N. Perry, UTM (1998)
Dr. Leon Bibb, APSU (1999)
Mr. Cal Luther, MUR / UTM (2000)
Mr. R.L. "Buddy" Patey, OVC (2000)
Dr. Nolan Fowler, MOR / TTU (2001)
Dr. Angelo Volpe, TTU (2001)
Mr. Jim Ward, ECU (2002)
Mr. Roy Kidd, ECU (2003)
Dr. Bobby Barton, ECU (2004)
Mr. Wayne Martin, MOR (2004)
Mr. Bill Cornell, MUR (2005)
Dr. David Larimore, TTU (2005)
Mr. Karl Park, ECU (2005)
Dr. Geri Polvino, ECU (2005)
Mr. Dan Beebe, OVC (2006)

Mr. Paul McBrayer, ECU (2006)
Mr. Don Wade, TTU (2006)
Dr. Thurston Banks, TTU (2007)
Mr. Steve Newton, MUR (2007)
Mr. Bill Worrell, TTU (2007)
Mr. Elvis Green, MUR (2008)
Mr. Joey Haines, SEMO/AP (2009)
Mr. Larry Inman, ECU/MTSU (2009)
Mr. Chuck Kimmel, APSU (2010)
Mr. David Mays, TTU (2010)
Mr. Ron English, OVC (2011)
Mr. Bobby Nichols, TTU (2011)
Mr. Bob Spoo, EIU (2012)
Dr. Martha Mullins, ECU (2013)
Dr. Robert "Bob" Bell, TTU (2014)
Margaret Simmons, MUR (2014)

Beth DeBauche - Commissioner



Elizabeth (Beth) DeBauche was named Commissioner of the Ohio Valley Conference on July 29, 2009 and began her duties with the league in September 2009.

DeBauche (pronounced De-BUSH) is the seventh full-time Commissioner in the 66-plus year history of the OVC. She follows Art Guepe (1963-75), Paul Dietzel (1975-76), Bob Vanatta (1976-79), Jim Delany (1979-89), Dan Beebe (1989-2003) and Dr. Jon A. Steinbrecher (2003-09).

DeBauche is one of just nine females to be the head of a Division I Conference in 2014-15.

In May 2011 the league announced the addition of Belmont University to the OVC beginning in 2012-13. The addition of Belmont brought the OVC to 12 teams, the largest membership total in league history.

DeBauche served as the Chair of the Nashville Local Organizing Committee (NLOC) for the 2014 NCAA Division I Women's Basketball Final Four; the OVC served as the host institution of the event held at Bridgestone Arena in Nashville. It was termed one of the most successful Women's Final Four's ever by the NCAA staff, bringing more than 30,000 people to the city and resulting in an estimated economic impact of more than 20 million dollars. It also left a long-term mark on the city and middle Tennessee through a variety of legacy programs.

Under DeBauche the league started an extensive strategic planning and branding initiative which led to the development of the league's first tagline of "Inspiring Excellence Since 1948." The project also produced the league's first 30-second PSA commercial in over a decade as well as a longer feature video highlighting the Conference. In October 2013 the League launched OVCEXtra.com, a fan-focused blog which features compelling, offbeat, and social media-sourced content from around the league. For 2014-15 the branding will branch out to include a diversity campaign.

During the 2012-13 school DeBauche oversaw the switch of the league's web streaming efforts to a free access model which was rebranded the OVC Digital Network (OVCDN). The new OVCDN included HD video for the first time and was made available on any platform/device. The Digital Network focuses on both athletic competition as well as telling the story of OVC and its member institutions. After seeing extreme growth in viewership in its first year as a free service, the OVCDN continued to grow with a 40 percent increase in overall viewership during year two (2013-14).

In October 2013 the league signed a new five-year agreement with ESPN that runs through the completion of the 2017-18 season and includes a seven-game men's basketball package as well as an eight-game ESPN3 Game of the Week football package which is done through a partnership with WebStream Sports. DeBauche also secured a deal with the CBS Sports Network to produce a four-game men's basketball package for the first time in 2013-14.

In her five years with the league the OVC has seen postseason success in men's basketball as Murray State topped Vanderbilt in the first round of the NCAA Tournament in 2010, Morehead State beat Louisville in the second round in 2011 and Murray State bested Colorado State in the second round in 2012. Overall the league has won NCAA Men's Basketball Tournament games in four of the past six years, including four-straight years (2009-12) for the first-time in league history. In 2013 the OVC qualified three teams for the Football Championship Subdivision (FCS) Playoffs for the first time in league history, with each of those teams winning at least one game. Overall the OVC recorded a league-record four wins in the postseason and advanced two teams to the quarterfinals in the same season for just the second time in league history.

OVC student-athletes have continued to achieve high levels of success not only on the field but also in the classroom. The league has consistently seen record number of honorees on the OVC Medal of Honor and OVC Commissioner's Honor Roll lists during her tenure. During the past five years 52 OVC student-athletes have been named CoSIDA Academic All-Americans.

DeBauche has also sponsored leadership programming for OVC student-athletes and coaches through comprehensive on-campus summits.

In 2012-13 DeBauche helped spearhead a year-long celebration of the 40th Anniversary of Title IX. As part of the celebration each of the OVC's 12-member institutions identified a pioneer in women's athletics and gender equality from their school to be honored during the year and celebrated at a home athletic event on their campus. The celebration was capped in May when those honorees were recognized at a special luncheon as part of the OVC Spring Meetings.

DeBauche currently serves on the NCAA Committee on Institutional Performance and the NCAA Division I Leadership Council.

From August 2002 through August 2009 DeBauche, along with the vice-president of Division I, was responsible for coordinating Division I initiatives through the NCAA governance structure, as well as helping to manage the Division I agenda. Her duties included developing agendas and providing leadership for the Division I Board of Directors, Presidential Advisory Group and the Leadership Council. DeBauche has overseen the entire Division I governance structure and worked directly with the Legislative Council, the six cabinets and the supporting communications and coordination committee.

She was also a liaison to governance representatives, external constituent groups and NCAA staff regarding legislative and governance activities. That role required DeBauche to have regular interaction with the Collegiate Commissioner's Association (CCA), the CCA Compliance Coordinators, the Division I-A Athletics Directors Association, the National Association of Collegiate Women Athletics Administrators (NACWAA) and the Faculty Athletics Representatives Association (FARA). DeBauche also served as a liaison to the Women's Basketball Issues Committee, the Presidential Oversight and Monitoring Group, the Men's Basketball Academic Enhancement Group, the Presidential Task Force on Commercial Activity in Intercollegiate Athletics and the Two-Year College Relations Panel.

In 2008, DeBauche was named the NACWAA Conference/Organization Administrator of the Year.

Prior to her work at the NCAA, DeBauche worked at the Southeastern Conference (SEC) from November 1996 through August 2002. As an assistant and later associate commissioner, she managed all aspects of the SEC's rules compliance program. DeBauche provided NCAA and SEC rules interpretations, developing rules education materials and programming, conducting compliance reviews and assisting member institutions with the NCAA certification program. At times during her tenure, she also served as the league's liaison to the faculty athletics representatives, the compliance coordinators, directors of academic support and Student-Athletes Advisory Committee (SAAC) as well as the sports liaison to the leagues women's golf, women's tennis and women's volleyball coaches.

From 1996 to 1998 DeBauche was the Director of the National Letter of Intent (NLI) Program for the Collegiate Commissioners Association (CCA). In that role she was the administrator in charge of issuing all NLI rules interpretations, creating rules education materials and providing NLI rules education presentations as well as being the primary information resource for parents, student-athletes and the media.

DeBauche got her start in collegiate athletics at Vanderbilt University where she was the Assistant Athletic Director for Compliance from August 1994 to November 1996.

DeBauche received her Bachelor of Arts degree in history and government from Saint Mary's College (Ind.) and earned her Master's Degree in communications from Notre Dame. After completing the Con-cannon Program of International Law in London, England, DeBauche received her Juris Doctorate from the Notre Dame School of Law.

A member of the Illinois, Wisconsin and Georgia Bar, following law school graduation DeBauche worked as an attorney in each Green Bay, Atlanta and Marietta, as well as serving as a Judicial Clerk to P. Harris Hines, who is currently serving on the Georgia Superior Court.

DeBauche has been a member of the Notre Dame Club of Indianapolis Board of Directors, as well as a graduate of the Sports Management Institute and a participant in the Division I-A Athletic Directors Institute. She is a board member with the Nashville Sports Council and the Nashville YWCA, a member of the Nashville Catholic Business Women's League, the women's networking group CABLE, the Nashville Rotary and the International Women's Forum of Tennessee.



Brad Walker - Associate Commissioner/Operations



Brad Walker was named Associate Commissioner for Operations/Chief Operating Officer at the Ohio Valley Conference on Oct. 19, 2007 and began his duties at the OVC in Nov. 2007.

Entering his eighth year at the OVC in 2014-15, Walker served as the League's Interim Commissioner from May until mid-September 2009. He was also a member of the Division I Championships/Sports Management Cabinet from 2009-11.

In September 2012 Walker began a five-year term on the NCAA Division I Women's Basketball Committee, where he helps

administer the women's basketball championship.

Walker's responsibilities at the OVC include the day-to-day operations of the Conference office, including financial operations, as well as developing schedules and providing oversight for football and men's basketball, scheduling and oversee baseball, serving as a liaison with officiating coordinators and coaching groups, overseeing bidding for and directing of NCAA championship events (including the 2012 NCAA Men's Basketball Championship 2nd/3rd Rounds which the OVC hosted in Nashville), coordination of the Conference television properties and serving as the director of the men's and women's basketball tournament among other things.

Walker joined the OVC after seven-plus years at the West Coast Conference (WCC), which is headquartered just south of San Francisco. He joined the WCC in Oct. 2001 as Director of Communications and was later promoted to Assistant Commissioner and Associate Commissioner. He was responsible for coordinating the marketing efforts for the WCC's 13 sports, as well as handling all aspects of television, including contract negotiations. That included taking the lead role in negotiating the WCC's largest television contract in league history, a five-year agreement with ESPN. He also worked closely with the league's corporate partner program, producing conference schedules for the six round-robin sports, including basketball, as well as handling championship management duties.

Walker previous worked at the Mid-Continent Conference as Assistant Director of Media Relations and at Holy Cross College in Worcester, Mass. He completed his degree in marketing at Bentley College (Waltham, Mass.) in May 1996. He was an all-conference basketball player at Bentley, serving as team captain his senior season.

The Milwaukee, Wisconsin native is a 2004 graduate of the NCAA Leadership Institute for Ethnic Minority Males. Walker and his wife Sonya were married in December 2010.

Jennifer Gibbs - Asst. Commissioner/Championships



Jennifer Gibbs joined the Ohio Valley Conference staff in October 2006 as assistant commissioner for championships. In addition to overseeing the administration of the OVC's 18 championship sports, Gibbs also serves as the Conference Senior Woman Administrator, as well as the staff liaison to select coaching groups and officiating coordinators. She also coordinates the league's Student-Athlete Advisory Committee (SAAC) and the OVC's merchandise, awards and internship programs.

Gibbs served as the Tournament Directors for the Division I NCAA Women's Final

Four which was held at Bridgestone Arena in Nashville. She was also a staff member on Nashville's Bid Committee that successfully landed that event.

She has also served as a timeout coordinator for the Men's and Women's Division I NCAA Basketball Tournament. In 2012 she served as the assistant tournament manager for the Division I Men's Basketball Championship 2nd/3rd Rounds held in Nashville.

Gibbs joined the OVC after serving as sales coordinator for the Nashville Predators of the National Hockey League (NHL). In that role, she was charged with preparing corporate sponsorship proposals, tracking weekly sales activity and identifying new business prospects.

Prior to joining the Predators, Gibbs was a championships assistant with the Sun Belt Conference, where she was involved in all facets of coordinating the league's championship events.

A native of Port Edwards, Wisconsin, Gibbs received her post-secondary and graduate education at the University of Wisconsin-La Crosse, where she was awarded an undergraduate degree in sport management and a master's degree in sport administration. While attending the master's program at Wisconsin-La Crosse, Gibbs served as a graduate assistant in the athletics department, assisting with event management. She also spent seven years as the aquatics coordinator for the city of La Crosse, managing the day-to-day operations for five aquatic facilities.

Jennifer and her husband Matt were married in August 2008. They are expecting their first child in July.

Kyle Schwartz - Asst. Commissioner/Media Relations



Kyle Schwartz joined the Ohio Valley Conference as Assistant Commissioner for Media Relations in November 2006. He is in charge of publicity efforts for the Conference and is the primary contact for football, men's basketball, baseball, men's and women's cross country and men's and women's golf among other duties. He also serves as the media coordinator for the OVC's annual basketball and baseball tournaments and is also in charge of coordinating special events for the Conference, including the Honors Brunch and Hall of Fame.

In 2014 Schwartz served as the Local Media Coordinator for the 2014 Women's Basketball Final Four which was held at Bridgestone Arena in Nashville. The year prior he had served on the Media Coordination Committee for the Women's Basketball Final Four in New Orleans. In 2012 he served as the Media Coordinator for the NCAA Division I Men's Basketball Championship Second/Third Rounds that the OVC hosted in Nashville.

Schwartz served as a timeout coordinator for the 2009, 2010, 2011, 2012 and 2013 NCAA Men's Basketball Tournaments and worked with the ConSIDA group at the Final Fours in Detroit, Indianapolis, Houston and New Orleans.

Schwartz is active with the promotion of the Football Championship Subdivision (FCS) and serves as a voter in the Sports Network FCS Top 25 poll in addition to also being a pollster in the National Collegiate Baseball Writers Association (NCBWA) Top 30 poll.

Schwartz came to the OVC after spending four and a half years at the University of Northern Colorado in Greeley, Colo. There he served as the Assistant Director of Media Relations for two years, was promoted to Media Relations Coordinator in July 2004 and served as Director of Media Relations in his final year.

At Northern Colorado, Schwartz helped coordinate the media efforts of two NCAA, two conference and six independent championships, including four during the 2005-06 school year. Schwartz was honored by Collegiate Volleyball Update (CVU.com) with the first annual RESPECTing Volleyball (Recognition for Excellence in Supporting and Promoting Volleyball) Award in 2005 and was ranked the No. 3 soccer SID in the country by *Soccer Buzz* magazine in 2004. The 2003 Northern Colorado volleyball guide he wrote, designed and edited won third place honors nationally in the CoSIDA publications contest.

Schwartz also spent two years as a graduate assistant in the Southeast Missouri State sports information department (2000-02). It was at SEMO that Schwartz received his master's degree in athletic administration, graduating with honors. Schwartz received his bachelor's degree in business administration from the University of Kentucky in May 2000, graduating cum laude. As an undergraduate, he interned with the Host Communications publishing group and also worked with the Kentucky Thoroughblades minor league hockey team.

Schwartz, a native of Flemingsburg, Kentucky, is a member of the College Sports Information Directors of America (CoSIDA) and has served on CoSIDA's Academic All-American committee as a district coordinator since June 2003. He also serves on the NCAA Statistics and Records Advisory Board and the NCAA Media Coordination Advisory Group.

Schwartz and his wife, Angella, were married in June 2004; they are expecting their first child in August.

Brian Pulley - Asst. Commissioner/External Affairs



Brian Pulley was named Assistant Commissioner for External Affairs on August 7, 2007.

Pulley's duties include overseeing the league's web streaming efforts, which included an overhaul and rebranding into the OVC Digital Network in 2012-13. The web streaming changed to a free model with HD-quality and availability across all platforms which dramatically increased viewership and streamed a record number of events to a record viewership in 2013-14. Pulley is

the liaison to the OVC Digital Network Assessment and Accountability Group.

He is also the liaison for the Conference's multimedia rights holder, IMG College, as well as the OVC Alumni Directors.

Pulley helped develop and executive a comprehensive marketing plan for the OVC Basketball Championship as the event expanded and moved to Municipal Auditorium in Nashville prior to the 2010-11 season. The 2012 OVC Basketball Tournament saw the second-highest attendance at a neutral site in the event's history.

Pulley served as the Women's Basketball Coaches Association (WBCA) and Youth Clinics liaison for the 2014 NCAA Division I Women's Basketball Final Four in Nashville.

Pulley brought over five years of sales experience to his current position, including completing an internship with the Conference in 2005-06. He has cultivated relationships for an array of business types and brings a comprehensive knowledge of game day operations as it applies to corporate activation.

Pulley came to the OVC after being an account executive with ISP Sports in Atlanta, Georgia, where he was responsible for soliciting and cultivating corporate partners for Georgia Tech Athletics. He also helped develop and implement promotions for Georgia Tech football, baseball and men's basketball as well as being responsible for managing advertising inventory for Georgia Tech.

Pulley, a native of Springfield, Tennessee, received his bachelor's degree in public relations from Middle Tennessee State University in December 1998. He completed his master's of science degree in sports administration from Belmont University in May 2006.

It was during graduate school that he served as an intern with the Ohio Valley Conference, helping establish a group sales base, formulating a marketing plan and assisting with the OVC Basketball Championship among other duties.

Pulley is active with the Big Brother Big Sisters of Middle Tennessee.

He and his wife Ashley were married in April 2011 and became proud parents to Ava Mae in July 2013.

Stephanie Castera - Asst. Commissioner/Institutional Services



Castera was named Assistant Commissioner for Institutional Services on November 22, 2013 and began her duties with the OVC in January 2014.

Castera joins the OVC staff after spending the past six-plus years working at the NCAA in several different roles. She started as an intern in the NCAA Eligibility Center in June 2007 and was in that role for a year before being hired as a coordinator in Academic and Membership Affairs. After nine months in the role as coordinator, Castera was promoted to assistant director, a position

she has held since March 2009.

In her role at the NCAA she was a member of the Division I legislation team where she drafted proposals, editorial revisions and question and answer

documents and assisted in NCAA Manual production. Castera is also a liaison to the NCAA Division I Amateurism Cabinet, the Amateurism Fact-Finding Committee and the Division I National Student-Athlete Advisory Committee (SAAC), as she provided legislative, interpretive and membership expertise to each group.

She was also an internal liaison to the NCAA Eligibility Center's Amateurism Certification Team, a member of the Interpretation Leadership Development Team, a Rules Working Group member and the primary liaison to the American Volleyball Coaches Association (AVCA). Castera also helped evaluate Division I APR Improvement Plans as well as analyzing and processing Division I penalty waivers. Castera has extensive experience in academic issues, including initial-eligibility issues, and is a regular presenter at NCAA regional rules seminars.

Castera received her undergraduate degree in sport administration from Ball State University in June 2006. At Ball State she was a student-athlete on the volleyball team. Following graduation she served a summer internship with the AVP Pro Beach Volleyball Tour.

Castera received her Master's degree in sports administration higher education from Ball State in December 2007. During that time she served as a graduate assistant, teaching physical education/wellness classes in the Ball State Physical Education, Sport and Exercise Science Department.

A native of Remsen, Iowa, the former Stephanie Bacan and her husband Luis Castera were married in March 2010.

Heather Brown - Director of Media Relations



Heather Brown is in her 11th year with the Ohio Valley Conference in 2014-15. After the completion of a 10-month internship with the OVC, she served in the position of Assistant Director for Media Relations until her promotion of Director of Media Relations in December 2006.

Brown, the longest tenured member of the OVC staff, is the primary contact for soccer, volleyball, women's basketball, softball, men's and women's track and field, men's and women's rifle and men's and women's tennis.

In 2014 she served as the Local Media Coordinator for the 2014 Division I NCAA Women's Final Four which was held at Bridgestone Arena in Nashville. Along with that role she has served on the Legacy Committee for the event including working with Junior Journalism and Women's Portrayal in the Media.

Brown has done extensive work with NCAA Championships, first serving as the assistant media relations coordinator for the first and second rounds of the 2005 NCAA Division I Men's Basketball Championship and the second and third Rounds of the 2012 Championship in Nashville. She has also worked the first and second round of the NCAA Women's Tournament in each 2004, 2006 and 2007 and the Men's Basketball Tournament in 2008 and 2011. In 2012 she worked the Women's Final Four in New Orleans.

Brown was instrumental in getting the OVC started in the social network/new media phenomenon, starting both Facebook and Twitter accounts for the league.

In 2013 helped plan the OVC's Title IX Celebration Luncheon, an event that capped off a year-long celebration of the 40th Anniversary of Title IX. Each of the OVC's 12-member institutions identified a pioneer in women's athletics from their school to be honored during the year and celebrated at a home athletic event on their campus as well as the luncheon.

Prior to working with the Conference, the West Liberty, Ohio, native served a three-month internship in the sports information office at The Ohio State University after a one-year stint as a student assistant in the Bowling Green State University sports information office.

A 2003 graduate of BGSU, Brown earned a bachelor's degree in sports management with an emphasis in sports information. She is a member of the College Sports Information Directors of America (CoSIDA).

Bryce Robinson - Director of Compliance and Digital Media



Bryce Robinson joined the OVC staff full-time in June 2014 as the Director of Compliance and Digital Media after serving as an intern for the 2013-14 school year.

In his new role he serves as the primary contact for the National Letter of Intent Program and for OVC financial aid agreement and compliance forms while also serving as a secondary liaison to compliance administrators, faculty athletic representatives and directors of academic services. Robinson will also serve as a secondary liaison for OVC member institutions for matters pertaining to the OVC Digital Network as well

as the OVCDN Assessment and Accountability Group. He will also produce video content from OVC Championships in addition to producing ancillary content and video spots for the Conference.

In 2013-14 Robinson served as the league's broadcasting and multimedia production intern. In that role he had oversight in producing, directing and filming six OVC Championships during the year, including baseball, men's and women's basketball, soccer, softball and volleyball. Each of those championships were broadcast on the OVC Digital Network while the volleyball and women's basketball championships were also streamed on ESPN3. In addition Robinson assisted in editing and developing multiple video series for OVC platforms including "OVC Road Trip" and "What Inspires You" in addition to producing highlights of championship events.

Robinson, a native of Berea, Kentucky, obtained his bachelor's degree in telecommunications from the University of Kentucky in 2010. He completed his master's degree in sport administration from Belmont in May 2014.

At Belmont Robinson served as a graduate assistant where he worked directly with Belmont's Director of Broadcasting and Media Relations as the Video Services Director, producing and directing OVC Digital Network broadcasts for home sporting events as well as other ancillary content and video spots.

Jon Kuka - General Manager, OVC IMG Sports Marketing



Jon Kuka joined the Ohio Valley Conference staff in April 2010 as the General Manager for OVC IMG Sports Marketing. Kuka brought over 10 years in sales and sports marketing experience to the position.

He joined the Conference staff as part of the OVC's agreement with IMG College which was signed in February 2008. With the deal, IMG represents the OVC through category exclusive corporate partnership sales, as well as multimedia rights for the men's basketball championship and other championship events.

In 2011 and 2012 Kuka was the recipient of the prestigious IMG Chairman's Cup Award.

Prior to joining the OVC Kuka was the Director of Sales for Nelligan Sports Marketing at Middle Tennessee State University for two years. In that position he managed corporate sponsorships and initiated multimedia marketing rights for the Blue Raiders athletic department.

From 2001-07 Kuka worked in Knoxville with the Tennessee Smokies baseball club, the AA affiliate of the Chicago Cubs. He began as a group sales representative and was promoted to Director of Group Sales and eventually Director of Sales. As the Director of Sales, Kuka oversaw ticket sales and corporate sponsorships sales.

Kuka received his bachelor's degree in sports administration from the University of Tennessee at Chattanooga in 2000. While in school Kuka interned with the Chattanooga Sports & Events Committee that assisted in marketing the city for attracting events such as the NCAA Division I Football National Championship. He was also a member of Phi Delta Theta fraternity, the university cycling club and a participant in the 1999 Collegiate Mountain Bike National Championships.

Kuka completed his MBA from Ohio Valley Conference member Tennessee Tech University in 2009.

A native of Chattanooga, Kuka resides with his wife, Alicia, daughter, Leah, and son, Andrew, in the Greater Nashville area.

Jim Jackson - Coordinator of Football Officiating



Jim Jackson is in his eighth year as Coordinator of Football Officiating for the Ohio Valley Conference in 2014. Jackson is in charge of recruiting, training and developing the officials, as well the game selection, assignment and evaluation of those officials.

During his tenure as Coordinator, he has represented the OVC at all functions of the CFO Division I Coordinators. Jackson has attended the NCAA Football Rules Committee meeting, spoken at clinics in Baton Rouge, Houston, Reno, Oxford, Knoxville, Miami, Charleston, WV and Roanoke. He was the clinician at the annual convention of the British American Football Referees

Association in Coventry, England. He developed the OVC Football Officials Website, which has become a model that has been duplicated by several conferences. Jackson serves as Chair of the Technology Committee charged with producing a platform to distribute training videos on a national level through a Website authorized by the Board of Managers of College Football Officiating, LLC. He is on the review panel charged with viewing video of targeting hits and recommending action to the respective conference; the purpose of this review panel is to insure consistency in administering this rule nationwide. Jackson also served on the Editorial Sub-Committee to advise the NCAA Football Rules Committee from 2010 through 2012.

In 2009 an OVC crew officiated the Division I National Championship Game in Chattanooga that saw Villanova defeat Montana 23-21 in a game televised nationally on ESPN. In 2010 an OVC crew officiated the Division I National Semifinal game in Cheyney, Wash., that saw eventual national champion Eastern Washington defeat Villanova in a game televised nationally on ESPN.

Jackson came to the OVC after spending six years as a referee with the Sun Belt Conference. At the Sun Belt he was also the President of the SBC Football Officials Association (2001-03), Position Chief (2001-02) and winner of the Silver Whistle Award for being the league's highest rated official (2002). He also worked a pair of bowl games, the Silicon Valley Bowl and the Alamo Bowl, during his tenure with the conference. From 1992 through 2000, Jackson was a referee in the Southern Conference, working a pair of playoff games, including the national semi-final game in 1999. Jackson has also served as a head linesman in the Old Dominion Athletic Conference (1986-89) and worked in the Southeast Tennessee Football Officials Association (SETFOA) for 18 years (1975-92).

Jackson received his Bachelor of Science degree in Industrial Engineering from the University of Tennessee in 1972. He retired after a 30-year career with Columbus McKinnon Corporation, Amherst, NY. During his career, he was an industrial engineer, plant manager and business analyst. Jackson lives in Chattanooga with his wife, Charlene; has two grown sons, Russ and Matt, and a grandson, Cooper.

Jenny Kulchar - Administrative Assistant



Jenny Kulchar, who joined the Conference in February 2010, serves as the Administrative Assistant to the Commissioner and OVC staff.

Prior to joining the OVC, Kulchar spent a year and a half with Dye, Van Mol & Lawrence, a public relations firm in downtown Nashville, as a receptionist where she performed administrative duties for the accounting department and worked on various client accounts including Bridgestone and Jack Daniels.

Kulchar moved to Nashville in January 2007 to complete her degree with an internship in the publicity department at Provident Label Group. After graduating she gained temporary employment at L.A.B. Media as the PR Coordinator.

She continued her administrative and public relations career as the Office Manager for New Business Development in addition to being the Business and PR Liaison for Make It Beautiful, a nonprofit organization.

Kulchar, a 2007 graduate of Central Michigan University, earned her bachelors in Integrative Public Relations minoring in Interpersonal and Public Communication with a concentration in the area of event planning.

FOOTBALL CHAMPIONSHIP SUBDIVISION (FCS) CONFERENCE ALIGNMENT

BIG SKY (13)

Cal Poly
Eastern Washington
Idaho State
Montana
Montana State
North Dakota
Northern Arizona
Northern Colorado
Portland State
Sacramento State
Southern Utah
UC Davis
Weber State

BIG SOUTH (6)

Charleston Southern
Coastal Carolina
Gardner-Webb
Liberty
Monmouth
Presbyterian College

CAA FOOTBALL (12)

Albany
Delaware
Elon
James Madison
Maine
New Hampshire
Rhode Island
Richmond
Stony Brook
Towson
Villanova
William & Mary

IVY (8)

Brown
Columbia
Cornell
Dartmouth
Harvard
Pennsylvania
Princeton
Yale

MID-EASTERN (11)

Bethune-Cookman
Delaware State
Florida A&M
Hampton
Howard
Morgan State
Norfolk State
North Carolina A&T
North Carolina Central
Savannah State
South Carolina State

MISSOURI VALLEY FOOTBALL (10)

Illinois State
Indiana State
Missouri State
North Dakota State
UNI
South Dakota
South Dakota State
Southern Illinois
Western Illinois
Youngstown State

NORTHEAST (7)

Bryant
Central Connecticut State
Duquesne
Robert Morris
Sacred Heart
St. Francis (Pa.)
Wagner

OHIO VALLEY (9)

Austin Peay
Eastern Illinois
Eastern Kentucky
Jacksonville State
Murray State
Southeast Missouri
Tennessee State
Tennessee Tech
UT Martin

PATRIOT (7)

Bucknell
Colgate
Fordham
Georgetown
Holy Cross
Lafayette
Leigh

PIONEER (11)

Butler
Campbell
Davidson
Dayton
Drake
Jacksonville
Marist
Morehead State
San Diego
Stetson
Valparaiso

SOUTHERN (8)

Chattanooga
Citadel
Furman
Mercer
Samford
VMI
Western Carolina
Wofford

SOUTHLAND (11)

Abilene Christian* (eligible in 2017)
Central Arkansas
Houston Baptist
Incarnate Word* (eligible in 2017)
Lamar
McNeese State
Nicholls
Northwestern State
Sam Houston State
Southeastern Louisiana
Stephen F. Austin

SOUTHWESTERN (10)

East

Alabama A&M
Alabama State
Alcorn State
Jackson State
Mississippi Valley State

West

Arkansas-Pine Bluff
Grambling State
Prairie View A&M
Southern
Texas Southern

INDEPENDENTS (1)

Charlotte* (moving to FBS in 2015)

*Not eligible for FCS Playoffs



***Every Down.
Every Day.™***



NCAA.com/FCS

**Big Sky Conference • Big South Conference
Colonial Athletic Association • Ivy League**

Mid-Eastern Athletic Conference • Missouri Valley Football Conference


Northeast Conference • Ohio Valley Conference • Patriot League

Pioneer Football League • Southern Conference • Southland Conference

Southwestern Athletic Conference

SAVE THE DATE!

Sign up for ticket and event notifications at NCAA.com/FCS.



**EXPERIENCE IT
LIVE**

**JANUARY 10, 2015
TOYOTA STADIUM | FRISCO, TEXAS**

PRESEASON ALL-OVC HONORS

Predicted Order of Finish

1. Jacksonville State (10 first-place votes)	118
2. Eastern Illinois (4)	110
3. Tennessee State (4)	107
4. Eastern Kentucky	82
5. UT Martin	79
6. Murray State	54
7. Tennessee Tech	48
8. Southeast Missouri	34
9. Austin Peay	16

For the third time in the past five years Jacksonville State has been picked as the preseason favorite in the Ohio Valley Conference. The Gamecocks, who advanced to the FCS Quarterfinals last season, picked up 10 of the 18 first-place votes in a poll of league head coaches and sports information directors.

The Gamecocks had 118 total points to top the poll which was eight points ahead of second place Eastern Illinois (who picked up four first-place votes). Tennessee State received the other four first-place votes and was picked third (107). Eastern Kentucky was fourth (82) and followed by UT Martin (79), Murray State (54), Tennessee Tech (48), Southeast Missouri (34) and Austin Peay (16).

Preseason All-OVC Team

QB	Michael German, Tennessee State
QB	Eli Jenkins, Jacksonville State
RB	DaMarcus James, Jacksonville State
RB	Shepard Little, Eastern Illinois
WR	Adam Drake, Eastern Illinois
WR	Josh Barge, Jacksonville State
WR	Paul McRoberts, Southeast Missouri
TE	Jeff LePak, Eastern Illinois
C	Max Holcombe, Jacksonville State
OG	Collin Seibert, Eastern Illinois
OG	Blake Burks, Jacksonville State
OT	Charles Sweeten, UT Martin
OT	Robert Myers, Tennessee State

DL	Anthony Bass, Tennessee State
DL	Dino Fanti, Eastern Illinois
DL	Caleb Lawrence, Jacksonville State
DL	Chris Landrum, Jacksonville State
LB	Nick Thrasher, Tennessee State
LB	Tony Bell, UT Martin
LB	Robert Haynes, Eastern Illinois
LB	Tra'Darius Goff, Tennessee Tech
DB	Daniel Fitzpatrick Tennessee State
DB	Jourdan Wickliffe, Eastern Illinois
DB	Marty Jones, Tennessee Tech
DB	De'Ante Saunders, Tennessee State

K	Andrew Lloyd, Eastern Kentucky
P	Hamish MacInnes, Jacksonville State
RS	Shepard Little, Eastern Illinois

Preseason Offensive Player of the Year

DaMarcus James (RB), Jacksonville State

Preseason Defensive Players of the Year

Anthony Bass (DE), Tennessee State

Jacksonville State senior running back DaMarcus James was named the 2014 OVC Preseason Offensive Player of the Year while Tennessee State senior defensive end Anthony Bass was named Preseason Defensive Player of the Year.

Eastern Illinois and Jacksonville State each had eight Preseason All-OVC selections to lead the way. Tennessee State had six picks, Tennessee Tech and UT Martin had two apiece while Eastern Kentucky and Southeast Missouri each had one.

Returning players who were first-team All-OVC selections last season (10 in total) were automatic selections to the preseason team this year. The squad also included nine players who were second-team picks in 2013. Of the 28 total selections, 20 were seniors, six were juniors and two were sophomores.

2014 OVC SEASON NOTES/PREVIEW

Let's Get It Started: The 67th season of Ohio Valley Conference football will get underway on Thursday, August 28 when five OVC squads take to the gridiron; another school begins on Friday, August 29 with the final three schools playing on Saturday, August 30. The OVC is made up of nine football-playing schools in 2014. Since its beginning, 15 of the 18 total schools that have played football in the league have claimed at least one championship.

The FCS Playoffs: In 2010 the Football Championship Subdivision (FCS) playoff field expanded to 20 teams, up from 16 previously, and last year (2013) the field increased to 24 for the first time. The expansion in 2010 to 20 teams was the first since the field grew from 12 to 16 teams in 1997. The 24-team field is comprised of 11 automatic bids (up from 10) and 13 at-large berths (up from 10). There are eight first round matchups (16 total teams), while eight (8) teams receive a bye into the second round. For the fifth time in 2014, the championship game will be played in Frisco, Texas at Toyota Stadium, a 23,500-seat multi-purpose stadium. The Southland Conference will serve as the host of the championship, which will be held on Saturday, January 10.

OVC Playoff Success in 2013: After going since 2000 without a postseason victory the OVC had a breakout season in 2013. For the first time in its history the League put three teams (Eastern Illinois, Jacksonville State and Tennessee State) in the playoffs and all three teams scored victories. TSU played first and snapped the OVC's 19-game losing streak with a 31-0 win over Butler (only the second shutout ever by an OVC team in the playoffs). Jacksonville State would then defeat Samford, setting an OVC playoff record with 55 points in the victory. In the second round Eastern Illinois topped TSU while Jacksonville State bested McNeese State to each advance to the quarterfinals. It marked just the second time in OVC history that two OVC teams advanced to the quarterfinals in the same postseason (1991 being the other). The four total wins in the postseason was the most in one postseason by the OVC and the four wins came by an average margin of 33.5 points/game.

Preseason Watch Lists: Four OVC players found their way to the preseason watch lists for the Walter Payton and Buck Buchanan Awards as determined by the Sports Network. Jacksonville State senior running back DaMarcus James and Eastern Illinois junior running back/return specialist Shepard Little are on the Payton List for top offensive player. Last season (2013), Eastern Illinois quarterback Jimmy Garoppolo became the second OVC player to win the FCS's highest honor (Tony Romo is the other). UT Martin senior linebacker Tony Bell and Tennessee State senior defensive back Daniel Fitzpatrick were each selected to the Buck Buchanan Award Watch list; that award is given to the top defensive player in the FCS.

OVC on ESPN3: For the second-straight year the OVC is producing a "Game of the Week" package that will air on ESPN3 this fall. The eight-game schedule is one again in conjunction with WebStream Sports, an Indianapolis-based company which is a proven leader in video production, streaming video and content creation Kevin Ingram, host of "The Wake Up Zone" on 104.5 The Zone in Nashville, will handle play-by-play duties while Bob Belvin, on-air talent and contributor at 100.7 FM/AM 540 (ESPN Clarksville), will provide analysis. The duo has worked together each of the past two years in the league's TV package. The OVC Football Game of the Week package is part of an overall five-year agreement with ESPN which was announced last October. The deal runs through the completion of the 2017-18 season.

Sept. 20 - Eastern Kentucky at UT Martin, 12:00 p.m. CT
Oct. 4 - Wildcard Selection
Oct. 11 - Jacksonville State at Tennessee State, 2:00 p.m. CT
Oct. 18 - Murray State at Austin Peay, 6:00 p.m. CT
Oct. 25 - Tennessee State at Eastern Illinois, 1:30 p.m. CT
Nov. 1 - Wildcard Selection
Nov. 8 - Southeast Missouri at Tennessee Tech, 1:30 p.m. CT
Nov. 15 - Eastern Illinois at Jacksonville State, 3:00 p.m. CT

Delta Dental of Tennessee to Sponsor Sgt. York Trophy: Beginning this season Delta Dental of Tennessee is the presenting sponsor of the Sgt. York Trophy. The trophy (founded in 2007 by the Nashville Sports Council and OVC) goes to the winner of the quadrangular season football series between the four OVC football-playing schools located in the state of Tennessee (Austin Peay, Tennessee State, Tennessee Tech and UT Martin). The award is only the second traveling trophy that involves more than two teams in college sports; the other is the Commander in Chief's Trophy which has been contested between Air Force, Army and Navy annually since 1972. The award is named in honor of Alvin C. York, the most noted Soldier of World War I. As a corporal in the 2nd battalion, 328th Infantry, in the Battle of the Meuse River-Argonne (Oct. 8, 1918), York and seven other soldiers captured 132 prisoners, was promoted to sergeant and received the Distinguished Service Cross, the French Croix de Guerre, the French Legion of Honor, the Croce di Guerra of Italy and the War Medal of Montenegro. Upon his return to the United States in 1919, he was bestowed the Congressional Medal of Honor.

Preseason Forecasts: Jacksonville State has been tabbed the favorite heading into the 2014 season. Is being picked first in the preseason poll necessarily a good thing? In the past 35 years of preseason polls (all that were available), the preseason predicted

champion has only gone on to win the OVC Championship 14 times (40%). Only twice in the past 10 years as the preseason favorite gone on to win the OVC Championship; that was in 2011 (when three teams claimed the regular season title including preseason favorite Jacksonville State) and last season when Eastern Illinois won the crown.

<u>Year</u>	<u>Predicted Champion</u>	<u>Actual Champion</u>
2003	Southeast Missouri	Jacksonville State
2004	Eastern Kentucky	Jacksonville State
2005	Jacksonville State	Eastern Illinois
2006	Eastern Kentucky	Eastern Illinois/UT Martin
2007	Eastern Illinois	Eastern Kentucky
2008	Jacksonville State	Eastern Kentucky
2009	Eastern Kentucky	Eastern Illinois
2010	Jacksonville State	Southeast Missouri
2011	Jacksonville State	Eastern Kentucky/Jax State/Tennessee Tech
2012	Eastern Kentucky	Eastern Illinois
2013	Eastern Illinois	Eastern Illinois
2014	Jacksonville State	?

A Look at the Coaches: Six of the nine OVC coaches from last season returned to their respective teams in 2014. The three new coaches to the league are at Eastern Illinois (Kim Dameron), Jacksonville State (John Grass) and Southeast Missouri (Tom Matukewicz). Dameron comes to Charleston after most recently serving as the defensive coordinator at Louisiana Tech. Grass was elevated from Offensive Coordinator to head coach after helping JSU to the FCS Quarterfinals a season ago. Matukewicz is at Southeast Missouri after a stint at Toledo. Grass and Tennessee State's Rod Reed are the only two OVC coaches who are currently coaching at their alma mater. The longest tenured coach in the league is UT Martin's Jason Simpson who enters his ninth season with the Skyhawks in 2014.

OVC Digital Network: The OVC launched the OVC Digital Network (OVCDN) in August 2012. The OVCDN is the exclusive home for live web streamed athletic contests involving OVC schools. Overall 2014-15 marks the ninth year the OVC has streamed live events. Starting with the re-branding of the streaming in 2012-13, events were offered free of charge and in an HD format and featured improved quality thanks to an investment in new equipment conference-wide. Fans also find it easier to log onto OVCDigitalNetwork.com and access the streams and can do so without any registration. The events are available on any computer, tablet or smart phone without needing any special downloads or apps thanks new streaming technology. Approximately 41 OVC football games will be available on the OVCDN this season.



Jacksonville State senior running back DaMarcus James was named the OVC Preseason Offensive Player of the Year after earning All-American honors in 2013. During his junior season he rushed for a school record 1,477 yards and an OVC record 29 touchdowns in leading his team to the FCS Quarterfinals. James is one of 20 players on the Preseason Walter Payton Award Watch List.

RETURNING STATISTICAL LEADERS

Following are a look at the top statistical returners this season based on their production during the 2013 season (current year of eligibility indicated in parenthesis).

<u>Passing</u>	<u>Att.-Comp.</u>	<u>Yds.</u>	<u>TD/Int.</u>
Jared McClain, ECU (Sr.)	128-228	1,535	13/8
Jarod Neal, UTM (Sr.)	128-223	1,529	9/7
Ronald Butler, TSU (So.)	135-230	1,405	13/4
Dylan Favre, UTM (Sr.)	101-142	1,081	9/5
Scott Lathrop, SEMO (Sr.)	99-175	1,049	11/8

<u>Rushing</u>	<u>Att.</u>	<u>Yds.</u>	<u>TD's</u>
Shepard Little, EIU (Sr.)	216	1,548	15
DaMarcus James, JSU (Sr.)	292	1,477	29
Taylor Duncan, EIU (Sr.)	217	988	10
DeMichael Jackson, SEMO (Sr.)	170	977	4
Eli Jenkins, JSU (So.)	137	953	8

<u>Receiving</u>	<u>Rec.</u>	<u>Yds.</u>	<u>TD's</u>
Adam Drake, EIU (Sr.)	85	1,305	13
Keiondre Gober, EIU (Sr.)	48	894	9
Josh Barge, JSU (So.)	58	885	2
Paul McRoberts, SEMO (Sr.)	44	646	9
Jeff LePak, EIU (Sr.)	51	723	8

<u>Tackles</u>	<u>UT</u>	<u>AT</u>	<u>Total</u>
Nick Thrasher, TSU (Sr.)	69	41	110
Brandon Bender, JSU (Sr.)	68	33	101
Tra'Darius Goff, TTU (Sr.)	36	65	101
Marty Jones, TTU (Sr.)	47	51	98
Jourdan Wickliffe, EIU (Sr.)	50	41	91

<u>Sacks</u>	<u>Sacks</u>	<u>Yds.</u>
Tony Bell, UTM (Sr.)	10.5	56
Anthony Bass, TSU (Sr.)	10.0	57
Dustin Gayton, JSU (Sr.)	7.0	37
Caleb Lawrence, JSU (Sr.)	5.5	31
Dino Fanti, EIU (Sr.)	5.0	28

<u>Interceptions</u>	<u>Int.</u>	<u>Yds.</u>	<u>TD's</u>
Daniel Fitzpatrick, TSU (Sr.)	8	140	3
De'Ante Saunders, TSU (Sr.)	4	118	0
Jourdan Wickliffe, EIU (Sr.)	3	4	0

ALL-TIME COACHING VICTORIES

Following the 2011 season Eastern Illinois head coach Bob Spoo retired after compiling 92 wins while EIU was a member of the OVC, the fifth-most in Conference history. In total 85 coaches have led programs while a member of the OVC from 1948 to the present.

<u>Coach</u>	<u>Years</u>	<u>Record</u>
1. Roy Kidd (EKU)	1964-02	315-123-8 (.715)
2. Boots Donnelly (AP/MT)	1977-78, 79-98	154-94-1 (.620)
3. Charles Murphy (MTSU)	1952-68	117-53-5 (.683)
4. Jimmy Feix (WKU)	1968-81	99-43-5 (.690)
5. Bob Spoo (EIU)	1996-11	92-82 (.529)
6. Don Wade (TTU)	1968-82	81-78-3 (.509)
7. Jack Crowe (JSU)	2003-12	73-39 (.652)
8. Wilburn Tucker (TTU)	1954-67	70-66-5 (.514)
9. Bill Furgerson (MUR)	1967-77	60-49-4 (.549)
10. Nick Denes (WKU)	1957-67	57-39-7 (.587)
11. Jason Simpson (UTM)	2006-present	52-39 (.571)
15. Watson Brown (AP/TTU)	1979-80, 07-pres.	47-54 (.465)
20. Dean Hood (EKU)	2008-present	40-29 (.580)
35. Rod Reed (TSU)	2010-present	26-21 (.553)
38. Chris Hatcher (MUR)	2010-present	24-21 (.533)
85. Kirby Cannon (APSU)	2013-present	0-12 (.000)
- Kim Dameron (EIU)	2014-present	0-0 (.000)
- John Grass (JSU)	2014-present	0-0 (.000)
- Tom Matukewicz (SEMO)	2014-present	0-0 (.000)

Note: Wins are in all games while team has been a member of the Ohio Valley Conference.

2014 COMPOSITE OVC SCHEDULE

Thursday, August 28

Eastern Kentucky at Robert Morris, 6:00 p.m.
Missouri Baptist at Southeast Missouri, 6:00 p.m.
Eastern Illinois at Minnesota, 6:00 p.m. (BTN)
Union at Murray State, 7:00 p.m.
Kentucky Christian at Tennessee Tech, 7:00 p.m.

Friday, August 29

Jacksonville State at Michigan State, 6:30 pm (BTN)

Saturday, August 30

UT Martin at Kentucky, 11:00 a.m. (SEC Network)
Edward Waters at Tennessee State, 6:00 p.m.
Austin Peay at Memphis, 6:00 p.m. (ESPN3)

Saturday, September 6

Tennessee Tech at Indiana State, 2:00 p.m.
Eastern Kentucky at Miami (Ohio), 2:30 p.m. (ESPN3)
Tennessee State at Alabama State, 5:00 p.m.
Southern Illinois at Eastern Illinois, 6:00 p.m.
Murray State at Louisville, 6:00 p.m. (ESPN3)
Jacksonville State at Chattanooga, 6:00 p.m.
Southeast Missouri at Kansas, 6:00 p.m.
UT Martin at Central Arkansas, 6:00 p.m.

Thursday, September 11

Cumberland (Tenn.) at UT Martin, 6:30 p.m.

Saturday, September 13

Eastern Illinois at Illinois State, 12:00 p.m.
Chattanooga at Austin Peay, 4:00 p.m.
Morehead State at Eastern Kentucky, 5:00 p.m.
Tennessee St. vs. Jackson St., 6:00 p.m. (Memphis, Tenn.)
Southeast Missouri at Southern Illinois, 6:00 p.m.

Saturday, September 20

*Eastern Kentucky at UT Martin, 12:00 p.m. (ESPN3)
*Austin Peay at Eastern Illinois, 1:30 p.m.
*Tennessee Tech at Tennessee State, 2:00 p.m.
West Alabama at Jacksonville State, 3:00 p.m.
Southeastern Louisiana at Southeast Missouri, 6:00 p.m.
Murray State at Western Michigan, 6:00 p.m.

Saturday, September 27

Tennessee Tech at Northern Iowa, 4:00 p.m.
* Jacksonville State at Murray State, 6:00 p.m.
Florida A&M at Tennessee State, 6:00 p.m.
*Southeast Missouri at UT Martin, 6:00 p.m.
Austin Peay at Illinois State, 6:30 p.m.
Eastern Illinois at Ohio, TBA

Saturday, October 4

*Tennessee State at Southeast Missouri, 1:00 p.m.
*UT Martin at Jacksonville State, 3:00 p.m.
*Eastern Kentucky at Austin Peay, 6:00 p.m.
*Murray State at Tennessee Tech, 7:00 p.m.

Thursday, October 9

*Tennessee Tech at UT Martin, 6:30 p.m.

Saturday, October 11

* Jacksonville St. at Tennessee St., 2:00 p.m. (ESPN3)
*Southeast Missouri at Murray State, 3:00 p.m.
Austin Peay at Mercer, 3:00 p.m.
*Eastern Illinois at Eastern Kentucky, 5:00 p.m.

Saturday, October 18

*Eastern Illinois at Southeast Missouri, 1:00 p.m.
*UT Martin at Tennessee State, 2:00 p.m.
*Murray State at Austin Peay, 6:00 p.m. (ESPN3)
*Eastern Kentucky at Tennessee Tech, 7:00 p.m.

Saturday, October 25

*Tennessee State at Eastern Illinois, 1:30 p.m. (ESPN3)
*Southeast Missouri at Eastern Kentucky, 2:00 p.m.
*Austin Peay at UT Martin, 2:00 p.m.
*Tennessee Tech at Jacksonville State, 3:00 p.m.
Kentucky Wesleyan at Murray State, 3:00 p.m.

Saturday, November 1

*UT Martin at Murray State, 1:00 p.m.
*Eastern Illinois at Tennessee Tech, 1:30 p.m.
*Eastern Kentucky at Tennessee State, 2:00 p.m.
*Austin Peay at Jacksonville State, 3:00 p.m.

Saturday, November 8

*Murray State at Eastern Illinois, 12:00 p.m.
*Jacksonville State at Eastern Kentucky, 12:00 p.m.
*Southeast Missouri at Tennessee Tech, 1:30 p.m. (ESPN3)
*Tennessee State at Austin Peay, 4:00 p.m.
UT Martin at Mississippi State, TBA

Saturday, November 15

*Murray State at Eastern Kentucky, 12:00 p.m.
*Austin Peay at Southeast Missouri, 1:00 p.m.
Chattanooga at Tennessee Tech, 1:30 p.m.
*Eastern Illinois at Jacksonville St., 3:00 p.m. (ESPN3)

Saturday, November 22

*UT Martin at Eastern Illinois, 12:00 p.m.
*Jacksonville St. at Southeast Missouri, 1:00 p.m.
* Tennessee State at Murray State, 1:00 p.m.
*Tennessee Tech at Austin Peay, 4:00 p.m.
Eastern Kentucky at Florida, TBA

Saturday, November 29

FCS Playoffs First Round (campus sites)

Saturday, December 6

FCS Playoffs Second Round (campus sites)

Friday, December 12/Saturday, December 13

FCS Playoffs Quarterfinals (campus sites)

Friday, December 19/Saturday, December 20

FCS Playoffs Semifinals (campus sites)

Saturday, January 10

FCS National Championship, TBA (Frisco, Texas)

* - Denotes OVC contest

All Times CENTRAL; dates & times subject to change

All Conference games and home non-conference games featuring OVC schools will be available live on the OVC Digital Network at OVCDigitalNetwork.com.

2015 OVC SCHEDULE

September 26

Austin Peay at Eastern Kentucky
Jacksonville State at UT Martin
Tennessee Tech at Murray State

October 3

Eastern Illinois at Austin Peay
Tennessee State at Jacksonville State
Murray State at Southeast Missouri
UT Martin at Tennessee Tech

October 10

Austin Peay at Murray State
Southeast Missouri at Eastern Illinois
Tennessee Tech at Eastern Kentucky
Tennessee State at UT Martin

October 17

UT Martin at Austin Peay
Eastern Illinois at Tennessee State
Eastern Kentucky at Southeast Missouri
Jacksonville State at Tennessee Tech

October 24

Jacksonville State at Austin Peay
Tennessee Tech at Eastern Illinois
Tennessee State at Eastern Kentucky
Murray State at UT Martin

October 31

Austin Peay at Tennessee State
Eastern Illinois at Murray State
Eastern Kentucky at Jacksonville State
Tennessee Tech at Southeast Missouri

November 7

Southeast Missouri at Austin Peay
Jacksonville State at Eastern Illinois
UT Martin at Eastern Kentucky
Murray State at Tennessee State

November 14

Austin Peay at Tennessee Tech
Eastern Illinois at UT Martin
Eastern Kentucky at Murray State
Southeast Missouri at Jacksonville State

November 21

Eastern Kentucky at Eastern Illinois
Murray State at Jacksonville State
UT Martin at Southeast Missouri
Tennessee State at Tennessee Tech

All Future Schedules Are Subject to Change



Governors Stadium (7,000) - Opened in 1946; Renovated in 2014.



AUSTIN PEAY
GOVERNORS



Alisa White
President



Derek van der Merwe
Athletics Director



Brad Kirtley
Football Contact



Kirby Cannon
Head Coach

2014 SCHEDULE

Aug. 30	at Memphis (TV: ESPN3)	6:00 p.m.
	<i>Memphis leads 7-0; Last Meeting: Memphis won 27-6 (9/17/11)</i>	
Sept. 13	Chattanooga	4:00 p.m.
	<i>Chattanooga leads 5-0; Last Meeting: UTC won 42-10 (9/14/13)</i>	
Sept. 20	at Eastern Illinois*	1:30 p.m.
	<i>Eastern Illinois leads 11-3; Last Meeting: EIU won 63-7 (10/10/13)</i>	
Sept. 27	at Illinois State	6:30 p.m.
	<i>Illinois State leads 2-0; Last Meeting: ISU won 13-9 (10/27/90)</i>	
Oct. 4	Eastern Kentucky*	6:00 p.m.
	<i>Eastern Kentucky leads 41-5; Last Meeting: EKU won 38-3 (10/5/13)</i>	
Oct. 11	at Mercer	3:00 p.m.
	<i>First meeting</i>	
Oct. 18	Murray State* (TV: ESPN3)	6:00 p.m.
	<i>Murray State leads 34-13; Last Meeting: MSU won 31-3 (10/19/13)</i>	
Oct. 25	at UT Martin*	2:00 p.m.
	<i>UT Martin leads 35-25-2; Last Meeting: UTM won 38-14 (10/26/13)</i>	
Nov. 1	at Jacksonville State*	3:00 p.m.
	<i>Jacksonville State leads 15-6-3; Last Meeting: JSU won 42-10 (11/2/13)</i>	
Nov. 8	Tennessee State*	4:00 p.m.
	<i>Tennessee State leads 10-6; Last Meeting: TSU won 31-6 (11/9/13)</i>	
Nov. 15	at Southeast Missouri*	1:00 p.m.
	<i>Southeast Missouri leads 12-6; Last Meeting: SEMO won 36-34 (11/16/13)</i>	
Nov. 22	Tennessee Tech*	4:00 p.m.
	<i>Tennessee Tech leads 29-18; Last Meeting: TTU won 34-0 (11/23/13)</i>	

* Denotes Ohio Valley Conference Matchup

Home Games in Bold HC - Homecoming

All Times Central and Subject to Change

QUICK FACTS

Basic Information

Location:	Clarksville, Tenn.
Enrollment:	10,597
Founded:	1927
Nickname:	Governors
Colors:	Red and White
President:	Alisa White
Athletic Director:	Derek van der Merwe
Stadium (Capacity):	Governors Stadium (7,000)
Surface:	FieldTurf XT

Media Relations

Football Contact:	Brad Kirtley
Office Phone:	(931) 221-6561
Cell Phone:	(931) 801-7875
Fax:	(931) 221-7562
Email:	kirtleyb@apsu.edu
Web site:	www.letsgoapeay.com
Press Box Phone:	(931) 221-7191

Team Information

Offense:	Pro Spread
Defense:	4-2-5
Lettermen Returning/Lost:	40/27
Offensive Starters Returning:	4
Defensive Starters Returning:	3
Specialist Starters Returning:	2
2013 Record/OVC Record (Finish):	0-12/0-8 (9th)
Postseason:	none

All-Time Record/OVC Record: 276-496-16 (.360)/96-192-2 (.334)

Joined OVC: 1963 (was not a member from 1997-06)

OVC Championships (Last): 1 (1977)

NCAA FCS Playoff Appearances (Last): 0

PRESEASON DEPTH CHART

OFFENSE

WR	15	Wesley Thomas	6-0	192	Fr.
	5	Javier Booker	6-0	163	Sr.
OT	55	Travis Williams	6-4	290	Sr.
	79	Bernard Gauldin	6-7	290	Jr.
OG	71	Nathan Sanders	6-5	315	R-Sr.
	69	Max Ewoldt	6-5	315	R-Fr.
C	59	Isaiah Tuiaasopopo	6-3	305	Sr.
	61	Zach Amis	6-3	271	R-Sr.
OG	70	Tyler Miles	6-4	300	R-So.
	64	Elijah Annor	6-1	270	Jr.
OT	72	Julian Virgo	6-4	278	R-Sr.
	75	Zack Escue	6-5	290	So.
QB	8	Trey Taylor	6-3	210	R-Jr.
	12	Timarious Mitchell	6-0	175	R-So.
RB	21	Rashaan Coleman	5-7	180	So.
	34	Justin Roberson	5-10	180	So.
TE	89	Samuel Cooper	6-4	230	R-So.
	10	Jacob Sexton	6-3	200	R-Jr.
WR	81	Hunter Branch	6-3	191	Sr.
	17	Jamaar Embry	6-2	185	Sr.

DEFENSE

DE	47	Nii Lartey	6-1	247	Sr.
	95	Taylor Parris	6-2	240	Fr.
DT	6	Malcolm Goines	6-2	280	R-Sr.
	92	John Houston, Jr.	6-2	250	R-Jr.
DT	99	Gino Roberson	6-2	327	Jr.
	96	DeAndre Carroll	6-0	275	Sr.
DE	40	Corey Teague	6-1	245	Jr.
	86	Trey Salisbury	6-5	216	R-So.
LB	50	Antonio Turner	6-2	205	So.
	45	Adam Noble	6-3	215	R-Jr.
LB	46	A.J. Gray	5-10	205	So.
	41	Benedict Louis	6-0	225	Fr.
CB	11	Montez Carlton	5-8	170	Sr.
	1	Roderick Owens	5-10	175	So.
WS	2	Johnathan Shuler	6-2	180	Sr.
	28	Jeremiah Mitchell	6-1	210	Fr.
SS	13	Mikhail Creech	6-3	195	Sr.
	18	Damien Whitfield	6-0	175	So.
FS	24	Jalen Miller	6-1	182	So.
	37	Bradford Wilmer	6-1	193	Jr.
CB	20	Buddy Mitchell	5-9	188	Sr.
	1	Roderick Owens	5-10	175	So.

SPECIAL TEAMS

PK	31	Dakota Vincil	6-0	180	Fr.
	42	Evan Toby	5-11	164	R-So.
P	80	Ben Campbell	6-5	215	Sr.
LS	85	Michael Dunphy	5-11	184	R-Sr.
HO	5	Javier Booker	6-0	163	Sr.
KR	11	Montez Carlton	5-8	160	Sr.
	21	Rashaan Coleman	5-7	180	So.
PR	11	Montez Carlton	5-8	160	Sr.

Returning Starters in Bold

Key Losses

WR	Darryl Clack
	28 catches, 398 yards, 2 TDs
RB	Omar Williams
	157 rushes, 636 yards; 6 catches, 10 yards
QB	Andrew Spivey
	76-of-147, 674 yards
DB	Leron Eaddy
	60 tackles, 1.0 TFL, 1 INT, 2 PBU
LB	Craig Salley
	55 tackles, 4.0 TFL, 1.0 sacks, 1 FR

PLAYERS TO WATCH

JOHNATHAN SHULER

Senior • Free Safety
6-2 • 180 • Nashville, Tenn.

Shuler led the Governors in tackles in 2013 with 76 stops, including 39 solo stops...The consistent performer had at least two tackles in each game and had seven or more on seven different occasions, including a season-best 10 at Murray State...He finished the season with three of the Govs Top 15 tackle performance in 2013...Shuler tied for the team lead with 5.0 tackles for loss; he also broke up four passes, forced two fumbles and recorded one interception...Shuler was named third team All-OVC by College Sports Madness following the 2013 season.



RASHAAN COLEMAN

Sophomore • Wide Receiver
5-7 • 180 • Portage, Ind.

Coleman is listed at No. 1 on the running back depth chart entering the fall...Prior to Game 11 of the 2013 season, Coleman had not touched the ball as a running back; he finished that game with 109 yards and three TDs on 16 carries...As a wide receiver/slotback, Coleman led the Governors in receiving with 30 catches for 214 yards as a freshman...In the Southeast Missouri game in which he rushed for 109 yards, he also had five catches for 32 yards...Coleman finished the season with at least one reception in all 12 games.



TEAM NOTES

• When the final regular-season home game ended against Southeast Missouri last season, it signaled New Beginnings. Excavation began on the old stadium and the new one began. The \$19 million four-level project, despite brutal winter weather conditions and large sinkhole, is expected to be completed on time completed with 13 luxury suites surrounding the new President's Suite, with most of the offices and dressing rooms, as well as a training room, on the first floor.

• The football Govs are going to be young in 2014. How young? Of APSU's 93-man roster entering the summer camp, 43 are freshmen or redshirt freshmen.

• Senior punter Ben Campbell broke the school record for single-season punts with 87 during the 2013 season. He broke the mark of 82 set by Grad Wright during the 1990 season. In setting the school mark, Campbell had just one touchback in those boots, including nine downed inside the 20 and eight 50 yards or more.He averaged 38.8 yards per punt on the season.

• Sophomore linebacker Antonio Turner, who played sparingly in the early going in adapting to the college game, finished second on the team in tackles with 67 last season. Turner moved in as a starter in Week 6 against Eastern Illinois. He averaged 8.7 tackles per game over those final seven games, including 13-tackle efforts against Jacksonville State and Tennessee Tech.

• For a second straight season the Governors enter the season with limited experience at quarterback. Junior starter Trey Taylor, who sat out last season after transferring from Central Arkansas, has yet to throw a college past. His backup, walk-on Timarious Mitchell, played in 10 games as a freshman, including four late-season starts. He did attempt 98 passes a year ago, completing 37 for 310 yards.

NUMERICAL ROSTER

No.	Name	Pos.	Ht.	Wt.	Yr.	Hometown (Last School)
1	Roderick Owens	DB	5-10	175	So.	Memphis, Tenn. (Whitehaven HS)
2	Johnathan Shuler	FS	6-2	180	Sr.	Nashville, Tenn. (Stratford HS)
3	Jamel Jackson	DB	5-10	170	Fr.	Cocoa, Fla. (Cocoa HS)
4	Darrien Boone	QB	6-2	190	Fr.	Chicago, Ill. (Hales Franciscan HS)
5	Javier Booker	WR	6-0	163	Sr.	Nashville, Tenn. (Whites Creek HS)
6	Malcolm Goines	DT	6-2	264	Sr.	Chattanooga, Tenn. (Grand Rapids CC)
7	Mickey Macius	QB	6-3	215	Fr.	Arlington Heights, Ill. (La Lumiere School)
8	Trey Taylor	QB	6-3	210	R-Jr.	Cordova, Tenn. (Central Arkansas)
9	Jared Beard	WR	6-2	195	Fr.	Murfreesboro, Tenn. (Lancaster Christian Acad.)
10	Jacob Sexton	HB	6-3	200	R-Jr.	Oneida, Tenn. (Scott HS)
11	Montez Carlton	CB	5-8	170	Sr.	Hoover, Ala. (Hoover HS)
12	Timarious Mitchell	QB	6-0	175	R-So.	Memphis, Tenn. (Whitehaven HS)
13	Mikhail Creech	DB	6-3	195	Sr.	Chattanooga, Tenn. (Ooltewah HS)
14	Jermer Braswell	WR	6-1	205	Fr.	Delray Beach, Fla. (Lake Worth HS)
15	Wesley Thomas	WR	6-0	192	Fr.	South Bend, Ind. (Clay HS)
16	Ladarrious Wimberly	QB	6-0	185	Fr.	Nashville, Tenn. (Maplewood HS)
17	Jamaar Embry	WR	6-2	195	Sr.	Clarksville, Tenn. (Northeast HS)
17	Dee Killebrew	DB/SB	6-0	180	Fr.	Hopkinsville, Ky. (Hopkinsville HS)
18	Damien Whitfield	DB	6-0	175	So.	McCalla, Ala. (McAdory HS)
19	Luke McKenzie	QB/P	6-2	190	Fr.	Cadiz, Ky. (Trigg County HS)
20	Buddy Mitchell	CB	5-9	188	Sr.	Murfreesboro, Tenn. (Oakland HS)
20	Dallin Bridges	RB	5-9	204	R-So.	Clarksville, Tenn. (Clarksville HS)
21	Rashaan Coleman	WR	5-7	180	So.	Portage, Ind. (Portage HS)
22	Kendall Morris	RB	5-10	185	Fr.	St. Peters, Mo. (Francis Howell HS)
23	Derien Stephens	RB	5-11	195	R-Fr.	Detroit, Mich. (Dearborn Heights Annapolis HS)
24	Jalen Miller	DB	6-1	182	So.	Oak Ridge, Tenn. (Oak Ridge HS)
25	Demarion Allen	DB	5-10	175	Fr.	Flint, Mich. (Carman Ainsworth HS)
26	Kyran Moore	CB	5-9	155	Fr.	Bessemer, Ala. (McAdory HS)
27	David Wall	DB	5-9	189	Fr.	Hammond, Ind. (Morton HS)
28	Jeremiah Mitchell	ATH	6-1	210	Fr.	Matteson, Ill. (Rich Central HS)
29	Johnny Williams	RB	5-11	190	Fr.	Jackson, Tenn. (Jackson Christian)
31	Dakota Vincil	K/P	6-0	180	Fr.	Lenoir City, Tenn. (Lenoir City HS)
32	Julian Franklin	RB	5-9	170	So.	Fairview, Tenn. (Fairview HS)
33	Jerome Jones	RB	5-9	195	So.	Clarksville, Tenn. (Bethel)
34	Justin Roberson	DB	5-10	180	So.	Germantown, Tenn. (Germantown HS)
35	Hayden McKee	DB/WR	5-11	185	Fr.	Murfreesboro, Tenn. (Lancaster Christian)
36	Logan Slagle	LB	5-11	240	R-Jr.	Gallatin, Tenn. (Gallatin HS)
37	Bradford Wilmer	DB	6-1	193	Jr.	Millington, Tenn. (Millington HS)
38	Connor Wise	LB	6-1	209	Fr.	Clarksville, Tenn. (Clarksville Academy)
39	Malik Boynton	DB/WR	5-10	180	Fr.	Melvindale, Mich. (Melvindale HS)
40	Corey Teague	DE	6-1	245	Jr.	LaVergne, Tenn. (Ezell Harding HS)
41	Benedict Louis	LB	6-0	225	Fr.	Marietta, Ga. (Lassiter HS)
42	Evan Toby	PK	5-11	164	R-So.	Maryville, Tenn. (Maryville HS)
43	Tyler Schneider	DE/LB	6-3	233	Fr.	Hainesport, N.J. (Rancocas Valley Regional HS)
44	Nicholis Matiere-Bey	DT	6-2	260	Fr.	Flint, Mich. (Flint Southwest Academy)
45	Adam Noble	LB	6-3	215	R-Jr.	Springfield, Mo. (Glendale HS)
46	A.J. Gray	LB	5-10	205	So.	Lexington, Tenn. (Lexington HS)
47	Nii Lartey	DE	6-1	247	Sr.	Loganville, Ga. (Grayson HS)
48	Zach Stuart	LB	6-2	185	So.	Knoxville, Tenn. (West HS)
49	Otis Gerron	RB	5-11	200	Fr.	Burns, Tenn. (Dickson County HS)
50	Antonio Turner	LB	6-2	205	So.	Louisville, Ky. (Western HS)
51	Ti'Ron Dalton	LB	6-1	225	Fr.	Gallatin, Tenn. (Gallatin HS)
52	Havert Beal	LB	5-9	210	Fr.	Detroit, Mich. (River Rouge HS)
53	Patrick Dalton	OT	6-5	320	Fr.	Knoxville, Tenn. (Christian Academy)
54	LaMarcus Boales	DT	6-1	280	Fr.	Lexington, Tenn. (Lexington HS)
55	Travis Williams	OL	6-4	290	Sr.	Jackson, Miss. (Eastern Arizona JC)
56	Antonio Brabson	LB	6-2	220	Fr.	Knoxville, Tenn. (Carter HS)
58	Bryce Hall	DL	6-3	288	Jr.	Detroit, Mich. (Scottsdale (Ariz.) CC)
59	Andrew Lawson	OL	6-3	280	Fr.	Fayetteville, Tenn. (Fayetteville HS)
60	Melvin McDaniel	OL	6-3	294	R-Jr.	Nashville, Tenn. (Whites Creek HS)
61	Zach Amis	OL	6-3	271	R-Sr.	Lewisburg, Tenn. (Marshall County HS)
62	Brady Dorris	OL	6-3	285	Fr.	Greenbrier, Tenn. (Greenbrier HS)
64	Elijah Annor	OL	6-1	270	Jr.	Nashville, Tenn. (Pearl-Cohn HS)
66	Braxton Jones	OL	6-3	260	Fr.	Drummond, Tenn. (Munford HS)
69	Max Ewoldt	OL	6-5	315	R-Fr.	Blaine, Tenn. (Grainger HS)
70	Tyler Miles	OL	6-3	300	R-So.	Johnson City, Tenn. (Science Hill HS)
71	Nathan Sanders	OG	6-4	315	R-Sr.	Spring Hill, Tenn. (Spring Hill HS)
72	Julian Virgo	OT	6-4	278	R-Sr.	Hendersonville, Tenn. (Pope John Paul II HS)
74	Franklin Green	OT	6-8	280	Fr.	St. Peters, Mo. (Ft. Zumwalt East HS)
75	Zack Escue	OL	6-5	290	So.	White House, Tenn. (White House HS)
76	Nico Mays	OT	6-1	280	Fr.	Gallatin, Tenn. (Gallatin HS)
77	Isaiah Tuiasosopo	OL	6-3	305	Sr.	Pago Pago, American Samoa (Tafuna HS)
78	Jule Pace	OL	6-1	269	Fr.	Clarksville, Tenn. (West Creek HS)
79	Bernard Gauldin	OT	6-7	290	Jr.	Ridgely, Tenn. (College of Dupage)
80	Ben Campbell	P/TE	6-5	215	Sr.	Johnson City, Tenn. (Science Hill HS)
81	Hunter Branch	WR	6-3	191	Sr.	Fairview, Tenn. (Fairview HS)
82	Dustin McPhetridge	TE	6-2	230	R-So.	Powell, Tenn. (Powell HS)
83	LaRon Golden	WR	6-2	188	Fr.	Gary, Ind. (Bowman Academy)
85	Michael Dunphy	LS	5-11	205	R-Sr.	Long Beach, Calif. (Franklin County [Tenn.] HS)
86	Trey Salisbury	DE	6-5	216	R-So.	Lebanon, Tenn. (Smith County HS)
87	Michael Hoover	WR/TE	6-4	205	Fr.	Canton, Mich. (Salem Canton HS)
88	Alex Price	WR	5-8	160	Fr.	Mt. Juliet, Tenn. (Wilson Central HS)
89	Samuel Cooper	TE	6-4	230	R-So.	Kingston Springs, Tenn. (Nashville Christian HS)
90	Darryl Johnson	DT	6-3	270	Fr.	Flint, Mich. (Carman Ainsworth HS)
91	James Coleman	DL	6-5	235	Fr.	Ford Heights, Ill. (Bloom Trail HS)
92	John Houston, Jr.	DE	6-2	250	R-Jr.	Nashville, Tenn. (East Literature HS)
93	Devon Jones	ATH	6-3	190	So.	East St. Louis, Ill. (Lake County (Tenn.) HS)
94	Derek Evans	DL	6-3	270	R-So.	Millington, Tenn. (Millington HS)
95	Taylor Parris	DE	6-2	240	Fr.	Lafayette, Ga. (Lafayette HS)
96	DeAndre Carroll	DL	6-0	270	Sr.	Memphis, Tenn. (Kingsbury HS)
97	John Watts	DL/LB	6-4	225	Fr.	Ramer, Ala. (Prattville Christian)
98	DaQuan Mays	DE	6-4	240	R-Fr.	Grainger, Tenn. (Grainger HS)
99	Gino Roberson	DT	6-2	327	Jr.	Buffalo, N.Y. (Buffalo Academy)

ALPHABETICAL ROSTER

No.	Name	Pos.	Yr.
25	Demarion Allen	DE	Fr.
61	Zach Amis	OL	R-Sr.
64	Elijah Annor	OL	Jr.
52	Havert Beal	LB	Fr.
9	Jared Beard	WR	Fr.
54	LaMarcus Boales	DT	Fr.
5	Javier Booker	WR	Sr.
4	Darrien Boone	QB	Fr.
39	Malik Boynton	DB/WR	Fr.
56	Antonio Brabson	LB	Fr.
81	Hunter Branch	WR	Sr.
14	Jermer Braswell	WR	Fr.
20	Dallin Bridges	RB	R-So.
80	Ben Campbell	P	Sr.
11	Montez Carlton	CB	Sr.
96	DeAndre Carroll	DL	Sr.
91	James Coleman	DL	Fr.
21	Rashaan Coleman	RB/WR	Sr.
89	Samuel Cooper	TE	R-So.
13	Mikhail Creech	S	Sr.
53	Patrick Dalton	OT	Fr.
51	Ti'Ron Dalton	LB	Fr.
62	Brady Dorris	OL	Fr.
85	Michael Dunphy	LS	R-Sr.
17	Jamaar Embry	WR	Fr.
75	Zack Escue	OL	So.
94	Derek Evans	DL	R-So.
69	Max Ewoldt	OL	R-Fr.
32	Julian Franklin	RB	So.
79	Bernard Gauldin	OL	Jr.
49	Otis Gerron	RB	Fr.
6	Malcolm Goines	DL	Sr.
83	LaRon Golden	WR	Fr.
46	A.J. Gray	LB	So.
74	Franklin Green	OT	Fr.
58	Bryce Hall	DL	Jr.
87	Michael Hoover	WR/TE	Fr.
92	John Houston, Jr.	DE	R-Jr.
3	Jamel Jackson	DB	Fr.
90	Darryl Johnson	DT	Fr.
66	Braxton Jones	OL	Fr.
93	Devon Jones	ATH	So.
33	Jerome Jones	RB	So.
17	Dee Killebrew	DB	Fr.
47	Nii Lartey	DE	Sr.
59	Andrew Lawson	OL	Fr.
41	Benedict Louis	LB	Fr.
7	Mickey Macius	QB	Fr.
44	Nicholis Matiere-Bey	DT	Fr.
98	DaQuan Mays	OT	R-Fr.
76	Nico Mays	OT	Fr.
60	Melvin McDaniel	OL	R-Jr.
35	Hayden McKee	DB/WR	Fr.
19	Luke McKenzie	QB/P	Fr.
82	Dustin McPhetridge	TE	R-So.
70	Tyler Miles	OG	R-So.
24	Jalen Miller	S	So.
20	Buddy Mitchell	CB	So.
28	Jeremiah Mitchell	ATH	Fr.
12	Timarious Mitchell	QB	R-So.
26	Kyran Moore	CB	Fr.
22	Kendall Morris	RB	Fr.
45	Adam Noble	LB	R-Jr.
1	Roderick Owens	CB	So.
78	Jule Pace	OL	Fr.
95	Taylor Parris	DE	Fr.
88	Alex Price	WR	Fr.
99	Gino Roberson	DL	Jr.
34	Justin Roberson	RB	So.
86	Trey Salisbury	DE	R-So.
71	Nathan Sanders	OG	R-Sr.
43	Tyler Schneider	WR/LB	Fr.
10	Jacob Sexton	TE	R-Jr.
2	Johnathan Shuler	S	Sr.
36	Logan Slagle	LB	R-Jr.
23	Derien Stephens	RB	R-Fr.
48	Zach Stuart	LB	So.
8	Trey Taylor	QB	R-Jr.
40	Corey Teague	DE	Jr.
15	Wesley Thomas	WR	Fr.
42	Evan Toby	PK	R-So.
77	Isaiah Tuiasosopo	C	Sr.
50	Antonio Turner	LB	So.
31	Dakota Vincil	PK	Fr.
72	Julian Virgo	OL	R-Sr.
27	David Wall	DB	Fr.
97	John Watts	DL/LB	Fr.
18	Damien Whitfield	DB	So.
29	Johnny Williams	RB	Fr.
55	Travis Williams	OL	Sr.
37	Bradford Wilmer	DB	Jr.
16	Ladarrious Wimberly	QB	Fr.
38	Connor Wise	LB	Fr.



Kirby Cannon was named the 18th head coach in Austin Peay history on March 18, 2013. Cannon spent three years as an assistant coach following 11 years as head coach at Missouri S&T (formerly Missouri-Rolla).

KIRBY CANNON

HEAD COACH

2ND SEASON (13TH OVERALL)

35-98 CAREER RECORD

0-12 AT AUSTIN PEAY

Birthdate: January 18, 1958
Hometown: Alexandria, Missouri
College: Missouri State, 1981 (Physical Education)
Family: Wife - Lisa
 Children - Josh

Career Record

Year	School	Overall	Conf. (Finish)
1999	Missouri S&T	0-11	0-9 (10th)
2000	Missouri S&T	2-9	0-9 (10th)
2001	Missouri S&T	2-9	0-9 (10th)
2002	Missouri S&T	0-11	0-9 (10th)
2003	Missouri S&T	0-11	0-9 (10th)
2004	Missouri S&T	3-8	2-7 (8th-t)
2005	Missouri S&T	7-4	-
2006	Missouri S&T	6-5	2-2 (4th)
2007	Missouri S&T	4-7	3-2 (2nd-t)
2008	Missouri S&T	7-4	3-1 (1st)
2009	Missouri S&T	4-7	2-1 (2nd)
2013	Austin Peay	0-12	0-8 (9th)

CAREER HIGHLIGHTS

- Prior to being named head coach at Austin Peay, Cannon spent three years as the secondary coach at Central Michigan. At CMU he coached the program's first defensive back (Jahleel Addaeto) to earn All-MAC first-team honors in more than a decade. His time with the Chippewas was capped in 2012 as the team topped Western Kentucky in the Little Caesars Pizza Bowl in Detroit.

- Prior to CMU, Cannon spent 11 years as head coach at Missouri University of Science & Technology, which is better known as Missouri S&T (the school was previously known as Missouri-Rolla until a name change in 2008).

- In 1999 Cannon took over as head coach at the nearly dormant S&T program that had won just seven games over the previous seven seasons. His rebuilding efforts led to winning seasons in three of his last five seasons, including a 7-4 mark in 2005 which was the first winning season for the program since 1985. For his efforts Cannon was named Independent Football Alliance Coach of the Year as the program was transitioning from the MIAA to the Great Lakes Football Conference.

- Cannon led Missouri S&T teams to victories over Austin Peay in both 2005 and 2006. That 2006 team finished the year 6-5 overall, marking the first back-to-back winning seasons for the program since 1984-85. His 2008 team ranked 12th nationally in total offense (449.5 yards/game).

- Cannon also spent time as an assistant coach at Iowa State (1983-84), North Central University (1985-88), Truman State (1989-94), Northern Michigan (1995-96) and Western Illinois (1997-98).

- Cannon played quarterback at Missouri State and also starred on the mound for the Bears baseball team. He was inducted into the school's Hall of Fame in 2011.

ASSISTANT COACHES

Offensive Coordinator:..... Josh Richards
 Alma Mater: Central Methodist, 1997 (2nd season)

Running Backs: J.D. Sellers
 Alma Mater: Austin Peay, 2010 (5th season)

Offensive Line: Jason Palermo
 Alma Mater: Wisconsin, 2005 (3rd season)

Secondary: Leron Eaddy
 Alma Mater: Central Michigan, 2013 (1st season)

Defensive Line: Brandon Jordan
 Alma Mater: Missouri S&T, 2009 (1st season)

Wide Receivers: Marcus Gildersleeve
 Alma Mater: Virginia Tech, 2000 (10th season)

Linebackers: Kyran Weaver
 Alma Mater: Missouri S&T, 2006 (2nd season)

Tight Ends: James Hite
 Alma Mater: Austin Peay, 1969 (3rd season)

2013 TEAM STATISTICS

	<u>APSU</u>	<u>Opponent</u>				
SCORING	90	476				
Points Per Game	7.5	39.7				
FIRST DOWNS	153	259				
Rushing	94	140				
Passing	46	101				
Penalty	13	18				
RUSHING YARDAGE	1598	2851				
Yards Gained Rushing	1937	3050				
Yards Lost Rushing	339	199				
Rushing Attempts	460	513				
Average Per Rush	3.5	5.6				
Average Per Game	133.2	237.6				
TDs Rushing	5	44				
PASSING YARDAGE	1169	2229				
Comp-Att-Int	134-288-10	188-280-6				
Average Per Pass	4.1	8.0				
Average Per Catch	8.7	11.9				
Average Per Game	97.4	185.8				
TDs Passing	3	19				
TOTAL OFFENSE	2767	5080				
Total Plays	748	793				
Average Per Play	3.7	6.4				
Average Per Game	230.6	423.3				
TIME OF POSSESSION/GAME	32:40	27:20				
3RD DOWN CONVERSIONS	48/183	67/141				
3rd-Down Pct.	26%	48%				
4TH DOWN CONVERSIONS	13/22	6/14				
4th-Down Pct.	59%	43%				
RED-ZONE SCORES	15-28 (54%)	51-56 (91%)				
RED-ZONE TOUCHDOWNS	7-28 (25%)	45-56 (80%)				
PAT-ATTEMPTS	9-9 (100%)	60-63 (95%)				
ATTENDANCE	19,792	182,682				
Games/Avg. Per Game	4/4,948	8/22,835				
Neutral Site Games	-	0/0				
<u>SCORE BY QUARTERS</u>	<u>1st</u>	<u>2nd</u>	<u>3rd</u>	<u>4th</u>	<u>OT</u>	<u>Total</u>
Austin Peay	14	22	41	13	-	90
Opponents	138	158	106	74	-	476

2013 INDIVIDUAL STATISTICS

RUSHING	G	Att.	Yds.	Avg.	TD	Yds./G
Player						
Omar Williams	12	157	636	4.1	0	53.0
Tim Phillips	8	100	497	5.0	2	62.1
Julian Franklin	10	46	116	2.5	0	11.6
Rashaan Coleman	12	17	109	6.4	3	9.1
PASSING	G	Cmp.-Att.	Pct.	Yds.	TD/Int.	Avg.
Player						
Andrew Spivey	9	76-147	51.7	674	0/4	74.9
Timarious Mitchell	10	37-98	37.8	310	3/3	31.0
Jacob Sexton	12	21-42	50.0	185	0/3	15.4
RECEIVING	G	No.	Yds.	Avg.	TD	Yds./G
Player						
Rashaan Coleman	12	30	214	7.1	0	17.8
Darryl Clack	12	28	398	14.2	2	33.2
Kamron Johnson	10	18	105	5.8	0	10.5
Tim Phillips	8	13	118	9.1	0	14.8
Javier Booker	10	10	108	10.8	1	10.8
SCORING	G	TD	XPt.	FG	Pts.	Pts./G
Player						
Chase Dunlap	12	-	8-8	7-11	29	2.4
Rashaan Coleman	12	3	-	-	18	1.5
Tim Phillips	8	2	-	-	12	1.5
Darryl Clack	12	2	-	-	12	1.0
TACKLES	G	Solo	Asst.	Total	TFL	Sacks
Player						
Johnathan Shuler	12	39	37	76	5.0	0
Antonio Turner	10	27	40	67	2.5	1.0
Leron Eaddy	11	27	33	60	1.0	0
Craig Salley	12	28	27	55	4.0	1.0
Tyreon Clark	12	33	21	54	2.5	0
INTERCEPTIONS	G	No.	Yds.	Avg.	TD	PBU
Player						
Johnathan Shuler	12	1	14	14.0	0	4
Damien Whitfield	10	1	25	25.0	0	1
Leron Eaddy	11	1	0	0	0	2
Montez Carlton	12	1	0	0	0	5
Jalen Miller	11	1	0	0	0	0
Buddy Mitchell	3	1	21	21.0	0	1

Returning Players in Bold

2013 SCHEDULE AND RESULTS

<u>Date</u>	<u>Opponent</u>	<u>Result</u>	<u>Attendance</u>
8/31	at Tennessee	L, 45-0	97,169
9/7	at Vanderbilt	L, 38-3	33,162
9/14	at Chattanooga	L, 42-10	9,189
9/21	at Ohio	L, 38-0	19,547
10/5	at Eastern Kentucky*	L, 38-3	7,400
10/10	#4 Eastern Illinois*	L, 63-7	5,501
10/19	at Murray State*	L, 31-3	6,847
10/26	UT Martin*	L, 38-14	6,014
11/2	Jacksonville State*	L, 42-10	4,010
11/9	at Tennessee State*	L, 31-6	5,258
11/16	Southeast Missouri*	L, 36-34	4,267
11/23	at Tennessee Tech*	L, 34-0	4,110

* - Ohio Valley Conference Contest

Home Games in Bold



TEAM RECORDS

INDIVIDUAL RUSHING

Most Attempts

Game: 47 - Jay Bailey vs. Ky. Wesleyan (2002)
Season: 319 - Jay Bailey (2002)
Career: 935 - Chris Fletcher (2004-07)

Most Yards

Game: 244 - Floyd Jones vs. Morehead St. (1981)
Season: 1,687 - Jay Bailey (2002)
Career: 4,688 - Chris Fletcher (2004-07)

INDIVIDUAL PASSING

Most Attempts

Game: 59 - Brian Baker vs. Virginia-Wise (1999)
Season: 421 - Brian Baker (1999)
Career: 1,063 - Jesse Kellogg (2002-05)

Most Completions

Game: 40 - Brian Baker vs. Virginia-Wise (1999)
Season: 247 - Brian Baker (1999)
Career: 504 - Jesse Kellogg (2002-05)

Most Yards

Game: 438 - Brian Baker vs. Virginia-Wise (1999)
Season: 2,809 - Brian Baker (1999)
Career: 5,587 - Brian Baker (1998-01)

INDIVIDUAL RECEIVING

Most Receptions

Game: 20 - Harold Roberts vs. Murray State (1969)
Season: 77 - Lanis Frederick (2006)
Career: 232 - Harold Roberts (1967-70)

Most Receiving Yards

Game: 252 - Harold Roberts vs. Murray State (1969)
Season: 1,101 - Lanis Frederick (2006)
Career: 3,005 - Harold Roberts (1967-70)

YEAR-BY-YEAR RESULTS

YEAR	ALL	OVC	COACH	YEAR	ALL	OVC	COACH
1930	3-4-1	--	Scott Alden	1972	3-8	1-6	Bill Dupes
1931	3-2-2	--	Scott Alden	1973	2-8	1-6	J. Bushofsky
1932	3-2-2	--	Scott Alden	1974	3-7-1	1-5-1	J. Bushofsky
1933	No Games Played			1975	3-8	3-4	J. Bushofsky
1934	No Games Played			1976	5-6	3-4	J. Bushofsky
1935	No Games Played			1977	8-3	6-1	Boots Donnelly
1936	2-5	--	Fred T. Brown	1978	6-4	3-3	Boots Donnelly
1937	2-6	--	Fred T. Brown	1979	7-4	2-4	Watson Brown
1938	3-5-1	--	Fred T. Brown	1980	7-4	5-2	Watson Brown
1939	4-5	--	Fred T. Brown	1981	5-5	3-5	Emory Hale
1940	4-7	--	Fred T. Brown	1982	3-7	2-5	Emory Hale
1941	4-5	--	Fred T. Brown	1983	6-5	3-4	Emory Hale
1942	No Games Played			1984	7-4	4-3	Emory Hale
1943	No Games Played			1985	5-6	2-5	Emory Hale
1944	No Games Played			1986	5-6	3-4	Emory Hale
1945	No Games Played			1987	2-9	1-5	Emory Hale
1946	5-4	--	David Aaron	1988	3-8	2-4	Paul Brewster
1947	3-6-1	--	David Aaron	1989	1-10	1-5	Paul Brewster
1948	8-2	--	David Aaron	1990	0-11	0-6	John Palermo
1949	8-2	--	David Aaron	1991	5-6	3-4	Roy Gregory
1950	5-2-1	--	David Aaron	1992	3-8	2-6	Roy Gregory
1951	1-8-1	--	David Aaron	1993	1-10	0-8	Roy Gregory
1952	7-2-1	--	David Aaron	1994	4-7	3-5	Roy Gregory
1953	4-4	--	David Aaron	1995	3-8	2-6	Roy Gregory
1954	3-5-2	--	David Aaron	1996	1-10	1-7	Roy Gregory
1955	2-7-1	--	Ken Cooper	1997	0-10	--	Bill Schmitz
1956	5-6	--	Ken Cooper	1998	4-7	--	Bill Schmitz
1957	4-6	--	Ken Cooper	1999	3-8	--	Bill Schmitz
1958	3-7	--	Earl Gartman	2000	2-9	--	Bill Schmitz
1959	1-9	--	Earl Gartman	2001	3-7	--	Bill Schmitz
1960	2-8	--	Art Van Tone	2002	7-5	--	Bill Schmitz
1961	2-8	--	Art Van Tone	2003	4-7	--	Carroll McCray
1962	0-10	--	Art Van Tone	2004	2-9	--	Carroll McCray
1963	1-9	0-7	Bill Dupes	2005	2-9	--	Carroll McCray
1964	8-1-1	5-1-1	Bill Dupes	2006	3-8	--	Carroll McCray
1965	8-1	6-1	Bill Dupes	2007	7-4	5-3	Rick Christophel
1966	6-4	4-3	Bill Dupes	2008	2-9	2-6	Rick Christophel
1967	2-8	2-5	Bill Dupes	2009	4-7	3-5	Rick Christophel
1968	5-5	3-4	Bill Dupes	2010	2-9	1-7	Rick Christophel
1969	2-7-1	2-5	Bill Dupes	2011	3-8	2-6	Rick Christophel
1970	3-7	2-5	Bill Dupes	2012	2-9	1-7	Rick Christophel
1971	2-8	1-6	Bill Dupes	2013	0-12	0-8	Kirby Cannon

OVC Championships (1)

1977

NCAA FCS Playoff Appearances

none



Terrence Holt (2007-10) finished his career as the NCAA all-time leader (all divisions) in kickoff returns (191) and kickoff yards (4,683). He is also the only player with four 1,000+ yard kick return seasons.

ALL-TIME COACHES

Coach	Years	Overall Record	OVC Record	OVC Titles	Playoff Appearances
Scott Alden	1930-32	9-8-5 (.523)	-	-	-
Fred D. Brown	1936-41	19-33-1 (.368)	-	-	-
David B. Aaron	1946-54	44-35-6 (.553)	-	-	-
Ken Cooper	1955-57	11-19-1 (.371)	-	-	-
Earl Gartman	1958-59	4-16 (.200)	-	-	-
Art Van Tope	1960-62	4-26 (.133)	-	-	-
Bill Dupes	1963-72	40-58-2 (.410)	26-43-1 (.379)	0	-
Jack Bushofsky	1973-76	13-29-1 (.314)	8-19-1 (.304)	0	0
James "Boots" Donnelly	1977-78	14-7 (.667)	9-4 (.692)	1	0
Watson Brown	1979-80	14-8 (.634)	7-6 (.538)	0	0
Emory Hale	1981-87	33-42 (.440)	18-31 (.367)	0	0
Paul Brewster	1988-89	4-18 (.182)	3-9 (.250)	0	0
John Palermo	1990	0-11 (.000)	0-6 (.000)	0	0
Roy Gregory	1991-96	17-49 (.258)	11-36 (.234)	0	0
Bill Schmitz	1997-02	19-46 (.292)	-	-	-
Carroll McCray	2003-06	11-33 (.250)	-	-	-
Rick Christophel	2007-12	20-46 (.303)	14-36 (.280)	0	0
Kirby Cannon	2013-present	0-12 (.000)	0-8 (.000)	0	0



O'Brien Field (10,000) - Opened in 1970.



EASTERN ILLINOIS PANTHERS



Dr. William L. Perry
President



Tom Michael
Athletics Director



Rich Moser
Football Contact



Kim Dameron
Head Coach

2014 SCHEDULE

Aug. 28	at Minnesota	6:00 p.m.
	<i>First meeting</i>	
Sept. 6	Southern Illinois	6:00 p.m.
	<i>Southern Illinois leads 41-26-1; Last Meeting: EIU won 40-37 in 2OT (9/7/13)</i>	
Sept. 13	at Illinois State	12:00 p.m.
	<i>Illinois State leads 52-41-9; Last Meeting: EIU won 57-24 (9/14/13)</i>	
Sept. 20	Austin Peay*	1:30 p.m.
	<i>Eastern Illinois leads 11-3; Last Meeting: EIU won 63-7 (10/10/13)</i>	
Sept. 27	at Ohio	TBA
	<i>First meeting</i>	
Oct. 11	at Eastern Kentucky*	5:00 p.m.
	<i>Eastern Kentucky leads 12-9; Last Meeting: EIU won 42-7 (9/28/13)</i>	
Oct. 18	at Southeast Missouri*	1:00 p.m.
	<i>Eastern Illinois leads 15-6; Last Meeting: EIU won 55-33 (10/19/13)</i>	
Oct. 25	Tennessee State* (HC) (TV: ESPN3)	1:30 p.m.
	<i>Eastern Illinois leads 10-7; Last Meeting: EIU won 51-10 (12/7/13)</i>	
Nov. 1	at Tennessee Tech*	1:30 p.m.
	<i>Eastern Illinois leads 14-6; Last Meeting: EIU won 56-21 (11/2/13)</i>	
Nov. 8	Murray State*	12:00 p.m.
	<i>Eastern Illinois leads 16-13; Last Meeting: EIU won 37-17 (11/9/13)</i>	
Nov. 15	at Jacksonville State* (TV: ESPN3)	3:00 p.m.
	<i>Eastern Illinois leads 6-5; Last Meeting: EIU won 52-14 (11/16/13)</i>	
Nov. 22	UT Martin*	12:00 p.m.
	<i>Eastern Illinois leads 13-6; Last Meeting: EIU won 70-22 (11/23/13)</i>	

* Denotes Ohio Valley Conference Matchup

Home Games in Bold HC - Homecoming

All Times Central and Subject to Change

QUICK FACTS

Basic Information

Location:	Charleston, Ill.
Enrollment:	9,775
Founded:	1895
Nickname:	Panthers
Colors:	Blue, Grey and White
President:	Dr. William L. Perry
Athletic Director:	Tom Michael
Stadium (Capacity):	O'Brien Field (10,000)
Surface:	Matrix Turf

Media Relations

Football Contact:	Rich Moser
Office Phone:	(217) 581-7480
Cell Phone:	(217) 508-8317
Fax:	(217) 581-7001
Email:	rlmoser@eiu.edu
Web site:	www.EIUpanthers.com
Press Box Phone:	(217) 581-7770

Team Information

Offense:	Spread
Defense:	Multiple
Lettermen Returning/Lost:	43/19
Offensive Starters Returning:	7
Defensive Starters Returning:	6
Specialist Starters Returning:	2
2013 Record/OVC Record (Finish):	12-2-8/0 (1st)
Postseason:	1-1 (FCS Playoff Quarterfinals)

All-Time Record/OVC Record:	491-499-43 (.496)/91-48 (.655)
Joined OVC:	1996
OVC Championships (Last):	7 (2013)
NCAA FCS Playoff Appearances (Last):	15 (2013)

PRESEASON DEPTH CHART

OFFENSE

WR	85	Joe Powell	6-0	173	Sr.
	3	Anthony Taylor	6-0	191	So.
WR	88	Adam Drake	6-2	199	Sr.
	86	Stephen Bravo-Brown	6-1	175	Sr.
OT	75	Jimmy Lowery	6-4	282	So.
	73	Evan Kanz	6-5	320	So.
OG	56	Adolphus Barnes	6-4	270	Sr.
	70	Louis Vailopa	6-3	315	Fr.
C	68	Nick Borre	6-4	300	Jr.
	60	Charlie Athans	6-3	240	So.
OG	74	Collin Seibert	6-4	277	Sr.
	70	Louis Vailopa	6-3	315	Fr.
OT	65	Eric Lurhsen	6-5	242	Jr.
	73	Evan Kanz	6-5	320	So.
QB	8	Andrew Manley	6-3	225	Sr.
	2b	Jalen Whitlow	6-2	217	Jr.
RB	14	Taylor Duncan	6-3	224	Sr.
	21	Shepard Little	5-10	198	Jr.
TE	9	Jeff LePak	6-6	222	Sr.
	48	Ryan Meyer	6-4	214	So.
WR	4	Keiondre Gober	6-3	196	Jr.
	3	Anthony Taylor	6-0	191	So.

DEFENSE

DE	98	Fedney Delphonse	6-3	234	Jr.
	94	Timotheus Granger	6-2	230	Sr.
NG	97	Dino Fanti	6-1	273	Jr.
	92	Horace Arkadie	6-4	312	Jr.
DE	95	Laquesse Taylor	6-2	305	Sr.
	90	Dan Chism	6-2	260	So.
LB	50	Adam Gristick	5-10	227	Sr.
	55	Joe Campagna	6-0	220	Sr.
LB	30	Robert Haynes	6-0	234	Sr.
	51	Seth McDonald	6-1	210	So.
LB	32	Kamu Grugier-Hill	6-2	202	Jr.
	47	Brandon Mathews	6-2	215	Fr.
CB	49	Deonte Jackson	5-10	179	Sr.
	6b	Cedric Julius	5-10	157	So.
HUS	2	Jourdan Wickliffe	6-1	195	Jr.
	7	Bradley Dewberry	6-0	185	Fr.
HUS	43	Pono Choy	5-10	188	So.
	41	Vincent Speller	6-1	195	R-Fr.
HUS	38	DJ Bland	6-1	186	Sr.
	3b	Anthony Standifer	6-1	175	Jr.
CB	28	Antoine Johnson	5-10	175	Jr.
	13	Anthony Goodman	5-9	190	Jr.

SPECIAL TEAMS

PK	36	Taylor Kerr	6-1	181	Sr.
KO	36	Taylor Kerr	6-1	181	Sr.
P	69	Cody Edwards	6-3	195	R-Fr.
LS	54	AJ Hantak	6-4	200	R-Fr.
HO	88	Adam Drake	6-2	199	Sr.
KR	21	Shepard Little	5-10	198	Jr.
PR	21	Shepard Little	5-10	198	Jr.

Returning Starters in Bold

Key Losses

QB	Jimmy Garoppolo	
	Walter Payton Award Winner; 5,050 yards, 53 TD's	
WR	Erik Lora	
	All-American; 123 catches, 1,544 yds, 19 TD's	
OT	Dominic Pagliara	
	All-American	
K	Cameron Berra	
	7 FG's, 77 PAT's, 98 points	
DE	Pat Wertz	
	1st Team All-OVC; 38 tackles, 10.5 TFL, 6.5 sacks	
FS	Nick Beard	
	1st Team All-OVC; 48 tackles	

PLAYERS TO WATCH

COLLIN SEIBERT

Senior • Offensive Lineman
6-4 • 277 • Oswego, Ill.



Preseason All-OVC selection...Earned All-American honors from Sports Network, Phil Steele, Associated Press, College Sports Journal and College Sporting News following the 2013 season...Considered one of the top offensive lineman in the FCS...Has started at right guard for three straight years...A two-time first-team All-OVC selection...Helped anchor an offensive line that smashed numerous OVC records last season and produced the Walter Payton Award winner in QB Jimmy Garoppolo (5,050 passing yards, 53 touchdowns).

SHEPARD LITTLE

Junior • Running Back/RS
5-10 • 198 • Schaumburg, Ill.



Preseason All-OVC selection...Preseason Walter Payton Award Candidate...Led the OVC in rushing yards in 2013 (1,548) in earning first-team All-OVC honors...Set the EIU single-season record for yards per carry (7.2)...Scored 15 rushing touchdowns, two receiving touchdowns and two punt return touchdowns during his first season with the Panthers...Averaged 23.5 yards per punt return on 11 attempts in 2013...Little was named National Player of the Week on Nov. 18 after rushing for two touchdowns, catching a touchdown and throwing a touchdown all in the first quarter of EIU's win over No. 22 Jacksonville State.

TEAM NOTES

- Eastern Illinois became the first school in FCS history to have a 5,000-yard passer and 1,000-yard rusher in the same season as quarterback Jimmy Garoppolo passed for more than 5,000 yards and Shepard Little rushed for more than 1,500 yards.

- EIU advanced to the FCS playoffs for the second-straight season in 2013 and has now been to the FCS playoffs nine times since 2000. That total ranks fourth among all FCS schools. EIU will be looking to make a third-straight playoff appearance in 2014. EIU has previously made three straight FCS playoff appearances two other occasions (2000-02 and 2005-07).

- The Panthers return 16 overall starters from last year's 12-2 team including seven starters on offense and seven starters on defense. The Panthers have seven players on the preseason All-OVC team which leads all schools in the conference.

- The Panthers beat San Diego State in last year's season opener giving the program its fifth win over an FBS school. EIU has two FBS games on the schedule this season under first year head coach Kim Dameron – the season opener at Minnesota and Sept. 27 at Ohio.

- Eastern Illinois went 8-0 in the OVC in 2013 marking the third time the Panthers have gone through a conference season with an unblemished record. EIU was 8-0 in 2005 and 6-0 in 2001.

NUMERICAL ROSTER

No.	Name	Pos.	Ht.	Wt.	Yr.	Hometown (Last School)
1	Jeremy Joseph	QB	6-6	230	Fr.	Auburn, Ala. (Lee-Scott Academy)
2	Jourdan Wickliffe	DB	6-1	195	Sr.	Columbus, Ohio (St. Charles College Prep)
2b	Jalen Whitlow	QB	6-2	217	Jr.	Montgomery, Ala. (University of Kentucky)
3	Anthony Taylor	WR	6-0	191	R-So.	Wheaton, Ill. (Lombard Montini)
3b	Anthony Standifer	CB	6-1	175	R-Jr.	Crete, Ill. (University of Mississippi)
4	Keiondre Gober	WR	6-3	196	Jr.	Lubbock, Texas (Frenship)
4b	Pono Choy	DB	5-10	188	R-So.	Honolulu, Haw. (Kamehameha)
5	Joe Powell	WR	6-0	173	R-Sr.	Dallas, Texas (University of Oklahoma)
6	Tray Mitchell	WR	5-11	175	R-Fr.	Wentzville, Mo. (Holt)
6b	Cedric Julius	CB	5-10	175	So.	Rancho Cucamonga, Calif. (San Bernardino Valley Col.)
7	Bradley Dewberry	SAF	6-0	185	Fr.	McDonough, Ga. (Eagles Landing)
8	Andrew Manley	QB	6-3	225	R-Sr.	Waihawa, Haw. (New Mexico State University)
9	Jeff LePak	WR	6-6	222	R-Sr.	Belton, Texas (Baylor University)
9b	D.J. Bland	DB	6-1	186	R-Sr.	Chicago, Ill. (De La Salle Institute)
11	Ben Krol	QB	6-6	247	R-Jr.	Woodstock, Ill. (Marian Central Catholic)
12	DySaun Smith	DB	5-10	155	Fr.	Lake Cormorant, Miss. (Lake Cormorant)
13	Anthony Goodman	DB	5-9	190	Jr.	Lansing, Mich. (J.W. Sexton)
14	Taylor Duncan	RB	6-3	224	R-Sr.	Marshall, Ill. (Marshall)
15	Jared Pilson	QB	6-1	185	Fr.	Mattoon, Ill. (Mattoon)
16	Austin Green	QB	6-3	200	R-Fr.	Rochester, Ill. (Rochester)
19	JoWahn Brown	ATH	6-3	195	Fr.	Chicago, Ill. (Thornton Township)
20	Al Woodson	RB	5-8	195	R-Sr.	Pompano Beach, Fla. (Northeast)
21	Shepard Little	RB	5-10	198	R-Jr.	Schaumburg, Ill. (Schaumburg)
22	Jimmy Lera	RB	5-8	180	R-Sr.	Lake Park, Fla. (Palm Beach Gardens)
23	Wil Vails	SAF	6-1	180	Fr.	St. Louis, Mo. (De Smet Jesuit)
24	Jonathan Draper	SAF	6-1	185	Fr.	Crete, Ill. (Crete-Monee)
25	Reggie Box	DB	6-0	175	R-Jr.	Glen Carbon, Ill. (Edwardsville)
26	Trey Pendergrass	WR	5-6	155	R-Jr.	Royal Palm Beach, Fla. (Jupiter Christian)
27	Deonte Jackson	DB	5-10	179	R-Sr.	Olympia Fields, Ill. (Harper College)
28	Antoine Johnson	CB	5-10	175	R-Jr.	Greenbelt, Md. (Nassau CC)
29	Elven Walker	CB	5-10	170	R-So.	Wheaton, Ill. (Glenbard South)
30	Robert Haynes	LB	6-0	234	Sr.	Punta Gorda, Fla. (Charlotte)
31	Malcolm Miller	DB	6-1	195	R-Fr.	Park Forest, Ill. (Winona State University)
32	Kamu Grugier-Hill	SAF	6-2	202	Jr.	Honolulu, Haw. (Kamehameha)
34	Brandon Ross	DB	5-11	177	R-Jr.	St. Louis, Mo. (Lutheran North)
35	John Wurm	LB	6-1	222	R-Sr.	Dublin, Ohio (Coffman)
36	Taylor Kerr	K/P	6-1	182	Sr.	Indianapolis, Ind. (Pike)
37	Malik Harrison	ATH	6-1	185	R-Fr.	Springfield, Ill. (Springfield)
39	Mike Gunter	SAF	6-3	225	R-Jr.	Springfield, Ill. (Rochester)
40	Brian Jennings	RB	5-10	180	So.	Decatur, Ill. (Decatur MacArthur)
41	Vincent Speller	SAF	6-1	195	R-Fr.	Chicago, Ill. (Chicago Mt. Carmel)
42	Marcus Banks	LB	5-10	200	R-Fr.	Chicago, Ill. (Chicago Mt. Carmel)
44	Andre Hodge	DL	6-0	255	R-Jr.	Keyport, N.J. (Matawan Regional)
46	Darnell Lee	WR	6-0	175	R-Jr.	Oak Park, Ill. (College of DuPage)
47	Brandon Matthews	LB	6-2	215	Fr.	Edgard, La. (West St. John)
50	Adam Gristick	LB	5-10	227	R-Sr.	Allentown, Pa. (Parkland)
51	Seth McDonald	LB	6-1	210	So.	Sandwich, Ill. (Sandwich)
52	Jake McNair	LB	6-1	212	R-So.	Louisville, Ky. (duPont Manual)
53	Tony Bradford	LB	6-0	225	Fr.	Suwanee, Ga. (North Gwinnett)
54	AJ Hantak	LS	6-4	200	R-Fr.	Fenton, Mo. (Rockwood Summit)
55	Joe Campagna	LB	6-0	220	R-Sr.	Chicago, Ill. (Ferris State University)
56	Adolphus Barnes	OL	6-4	270	Sr.	St. Petersburg, Fla. (Merced College)
57	Jared Hauer	OL	6-1	270	R-Jr.	Andalusia, Ill. (Harper College)
58	Thomas Coronado	DE	6-5	240	Jr.	Fresno, Calif. (Fresno City College)
59	Hector Trevino	DL	6-3	285	Jr.	Chicago, Ill. (San Francisco CC)
60	Charlie Athans	OL	6-3	240	R-So.	Manhattan, Ill. (Lincoln-Way Central)
61	Cody Meyer	K	5-10	175	R-Sr.	Oakland, Ill. (McKendree University)
62	DeShawn Wilbern	OL	6-0	278	R-Jr.	Wadsworth, Ill. (Wisconsin Lutheran College)
63	Leon Riley	DL	6-2	235	R-Jr.	Rantoul, Ill. (Rantoul)
64	Ben Jones	OL	6-6	255	Fr.	Ocala, Fla. (Bellevue)
65	Eric Luhrsen	DL	6-5	242	R-Jr.	Wheaton, Ill. (Wheaton-Warrenville South)
67	Austin Askin	OL	6-7	270	Fr.	Louisville, Ky. (Saint Xavier)
68	Nick Borre	OL	6-4	300	R-Jr.	Bloomington, Ill. (Lake Park)
69	Cody Edwards	P	6-3	195	R-Fr.	High Ridge, Mo. (Rockwood Summit)
70	Louis Vailopa	OL	6-3	315	Fr.	Honolulu, Haw. (Saint Louis)
72	Kevin Pickett	OL	6-4	275	Fr.	Cincinnati, Ohio (Elder)
73	Evan Kanz	OL	6-5	320	R-So.	Luxemburg, Wis. (Luxemburg-Casco)
74	Collin Seibert	OL	6-4	277	R-Sr.	Oswego, Ill. (Oswego)
75	Jimmy Lowery	OL	6-4	282	R-So.	Burr Ridge, Ill. (Lombard Montini)
78	Kurtis Brummerstedt	OL	6-7	315	R-Fr.	Yorkville, Ill. (Yorkville)
80	Nico Shepherd	WR	6-2	216	R-So.	Ft. Lauderdale, Fla. (Florida International)
81	Aaron Gooch	WR	5-9	165	Fr.	Flossmoor, Ill. (Homewood-Flossmoor)
84	Jack Kwiatkowski	WR	6-3	185	Fr.	Oswego, Ill. (Truman State University)
86	Stephen Bravo-Brown	WR	6-1	175	Sr.	Ft. Lauderdale, Fla. (University of South Florida)
87	Matt Christensen	WR	6-3	175	R-Fr.	Racine, Wis. (Wilmot Union)
88	Adam Drake	WR	6-2	199	R-Sr.	Charleston, Ill. (Charleston)
89	Addison Bounds	TE	6-4	195	R-Fr.	Fairbury, Ill. (Prairie Central)
90	Daniel Chism	DL	6-2	260	So.	Warrenville, Ill. (Wheaton-Warrenville South)
91	Taylon Shepard	DT	6-0	260	Fr.	Brenham, Texas (Brenham)
92	Horace Arkadie	DT	6-4	312	R-Jr.	Irving, Texas (University of Arkansas)
93	Timothy Wilkerson	DE	6-3	220	Fr.	Katy, Texas (Katy)
94	Timotheus Granger	DE	6-2	230	Sr.	West Palm Beach, Fla. (Suncoast)
95	Laquesse Taylor	DT	6-2	305	Sr.	Fresno, Calif. (College of the Sequoias)
96	Dante' Bland	DL	6-2	260	Fr.	Clayton, Ohio (Northmont)
97	Dino Fanti	DT	6-1	273	R-Jr.	Venice, Fla. (Venice)
98	Fedney Delphonse	DE	6-3	234	R-Jr.	Naples, Fla. (Golden Gate)

ALPHABETICAL ROSTER

No.	Name	Pos.	Yr.
92	Horace Arkadie	DT	R-Jr.
67	Austin Askin	OL	Fr.
60	Charlie Athans	OL	R-So.
42	Marcus Banks	LB	R-Fr.
56	Adolphus Barnes	OL	Sr.
9b	DJ Bland	DB	R-Sr.
96	Dante' Bland	DL	Fr.
68	Nick Borre	OL	R-Jr.
89	Addison Bounds	TE	R-Fr.
25	Reggie Box	DB	R-Jr.
53	Tony Bradford	LB	Fr.
86	Stephen Bravo-Brown	WR	Sr.
19	JoWahn Brown	ATH	Fr.
78	Kurtis Brummerstedt	OL	R-Fr.
55	Joe Campagna	LB	R-Sr.
90	Daniel Chism	DL	So.
4b	Pono Choy	DB	R-So.
87	Matt Christensen	WR	R-Fr.
58	Thomas Coronado	DE	Jr.
98	Fedney Delphonse	DE	R-Jr.
7	Bradley Dewberry	S	Fr.
88	Adam Drake	WR	R-Sr.
24	Jonathan Draper	S	Fr.
14	Taylor Duncan	RB	R-Sr.
69	Cody Edwards	P	R-Fr.
97	Dino Fanti	DT	R-Jr.
4	Keiondre Gober	WR	Jr.
81	Aaron Gooch	WR	Fr.
13	Anthony Goodman	DB	Jr.
94	Timotheus Granger	DE	Sr.
16	Austin Green	QB	R-Fr.
50	Adam Gristick	LB	R-Sr.
32	Kamu Grugier-Hill	SAF	Jr.
39	Mike Gunter	S	R-Jr.
54	AJ Hantak	LS	R-Fr.
37	Malik Harrison	ATH	R-Fr.
57	Jared Hauer	OI	R-Jr.
30	Robert Haynes	LB	Sr.
44	Andre Hodge	DL	R-Jr.
27	Deonte Jackson	DB	R-Sr.
40	Brian Jennings	RB	So.
28	Antoine Johnson	CB	R-Jr.
64	Ben Jones	OL	Fr.
1	Jeremy Joseph	QB	Fr.
6b	Cedric Julius	CB	So.
73	Evan Kanz	OI	R-So.
36	Taylor Kerr	K/P	Sr.
11	Ben Krol	QB	R-Jr.
84	Jack Kwiatkowski	WR	Fr.
46	Darnell Lee	WR	R-Jr.
9	Jeff LePak	WR	R-Sr.
22	Jimmy Lera	RB	R-Sr.
21	Shepard Little	RB	R-Jr.
75	Jimmy Lowery	OL	R-So.
65	Eric Luhrsen	DL	R-Jr.
8	Andrew Manley	QB	R-Sr.
47	Brandon Matthews	LB	Fr.
51	Seth McDonald	LB	So.
52	Jake McNair	LB	R-So.
61	Cody Meyer	K	R-Sr.
31	Malcolm Miller	DB	R-Fr.
6	Tray Mitchell	WR	R-Fr.
26	Teddy Pendergrass	WR	R-Jr.
72	Kevin Pickett	OL	Fr.
15	Jared Pilson	QB	Fr.
5	Joe Powell	WR	R-Sr.
63	Leon Riley	DL	R-Jr.
34	Brandon Ross	DB	R-Jr.
74	Collin Seibert	OI	R-Sr.
91	Taylon Shepard	DT	Fr.
80	Nico Shepherd	WR	R-So.
12	DySaun Smith	DB	Fr.
41	Vincent Speller	S	R-Fr.
3b	Anthony Standifer	CB	R-Jr.
3	Anthony Taylor	WR	R-So.
95	Laquesse Taylor	DT	Sr.
59	Hector Trevino	DL	Jr.
70	Louis Vailopa	OL	Fr.
23	Wil Vails	S	Fr.
29	Elven Walker	CB	R-So.
2	Jourdan Wickliffe	DB	Sr.
62	DeShawn Wilbern	OL	R-Jr.
93	Timothy Wilkerson	DE	Fr.
2b	Jalen Whitlow	QB	Jr.
20	Al Woodson	RB	R-Sr.
35	John Wurm	LB	R-Sr.



Kim Dameron was named the 24th head coach in EIU football history on January 10, 2014. Dameron, who was most recently the defensive coordinator at Louisiana Tech, served as an assistant coach at Eastern Illinois under Hall of Fame coach Bob Spoo in 2000.

KIM DAMERON

HEAD COACH

1ST SEASON

0-0 CAREER RECORD

Birthdate: November 7, 1960
Hometown: Rogers, Ark.
College: Arkansas, 1983 (Physical Education)
Family: Wife - Debbie
 Children - Krystle

Career Record

Year	School	Overall	Conf. (Finish)
First season			

CAREER HIGHLIGHTS

- Was named the 24th head coach in Eastern Illinois football history on January 10, 2014. Dameron had previously been the defensive coordinator at Eastern Illinois during the 2000 season under Hall of Fame coach Bob Spoo.
- In his prior season at Eastern Illinois, helped transform a defense for a team that was 2-10 the previous season and turned them into an 8-4 squad who would make an FCS playoff appearance.
- Prior to taking over as head coach at EIU, Dameron spent the 2013 season as the defensive coordinator at FBS Louisiana Tech. The Bulldogs finished the season ranked 69th nationally in total defense after ranking 120th nationally prior to his arrival.
- Dameron has also been on the coaching staffs at Cornell, Mississippi, Louisiana Monroe, Stephen F. Austin, Cincinnati, Murray State, UNLV, Missouri State and Arkansas as well as a coach with the Toronto Argonauts of the Canadian Football League.
- Began his coaching career as a graduate assistant under Lou Holtz at Arkansas (1983).
- Made at least one playoff appearance in each of his coaching stops at FCS programs Eastern Illinois (2000), Murray State (1993-95) and Missouri State (1986-91).
- Played wide receiver and defensive back at Arkansas (1979-82). During his time with the program Dameron played in four bowl games including the 1979 Sugar Bowl, the 1980 Hall of Fame Classic Bowl, the 1981 Gator Bowl and the 1982 Bluebonnet Bowl.

ASSISTANT COACHES

Offensive Coordinator:.....Greg Stevens
 Alma Mater: Eastern Oregon, 1992 (1st season)

Defensive Coordinator:.....Kane Wommack
 Alma Mater: Southern Miss, 2009 (1st season)

Asst. Head Coach/Offensive Line:Mike Markuson
 Alma Mater: Hamline, 1993 (1st season)

Special Teams/Defensive Backs:Tony Gilbert
 Alma Mater: Missouri State, 1989 (1st season)

Running Backs:Danny Nutt
 Alma Mater: Arkansas, 1985 (1st season)

Tight Ends:Micah Lewis
 Alma Mater: Chadron State, 2008 (1st season)

Wide Receivers:T.D. Woods
 Alma Mater: Tennessee, 1996 (1st season)

Defensive Line:Dennis 'Dirt' Winston
 Alma Mater: Arkansas, 1989 (1st season)

Linebackers:Michael Hodges
 Alma Mater: Texas A&M, 2010 (1st season)

Safeties:James Truxillo
 Alma Mater: Louisiana Monroe, 2009 (1st season)

Operations:Lucas Stortzum
 Alma Mater: Eastern Illinois, 2010 (1st season)

2013 TEAM STATISTICS

	<u>EIU</u>	<u>Opponent</u>				
SCORING	675	319				
Points Per Game	48.2	22.8				
FIRST DOWNS	395	276				
Rushing	153	123				
Passing	213	127				
Penalty	29	26				
RUSHING YARDAGE	3040	2381				
Yards Gained Rushing	3281	2798				
Yards Lost Rushing	241	417				
Rushing Attempts	611	565				
Average Per Rush	5.0	4.2				
Average Per Game	217.1	170.1				
TDs Rushing	35	17				
PASSING YARDAGE	5213	2857				
Comp-Att-Int	395-608-10	271-502-14				
Average Per Pass	8.6	5.7				
Average Per Catch	13.2	10.5				
Average Per Game	372.4	204.1				
TDs Passing	55	21				
TOTAL OFFENSE	8253	5238				
Total Plays	1219	1067				
Average Per Play	6.8	4.9				
Average Per Game	589.5	374.1				
TIME OF POSSESSION/GAME	27:49	32:10				
3RD DOWN CONVERSIONS	102/230	77/231				
3rd-Down Pct.	44%	33%				
4TH DOWN CONVERSIONS	28/46	14/36				
4th-Down Pct.	61%	39%				
RED-ZONE SCORES	59-69 (86%)	43-58 (74%)				
RED-ZONE TOUCHDOWNS	52-69 (75%)	32-58 (55%)				
PAT-ATTEMPTS	78-91 (86%)	35-38 (92%)				
ATTENDANCE	56,086	110,555				
Games/Avg. Per Game	7/8,012	7/15,794				
Neutral Site Games	-	0/0				
<u>SCORE BY QUARTERS</u>	<u>1st</u>	<u>2nd</u>	<u>3rd</u>	<u>4th</u>	<u>OT</u>	<u>Total</u>
Eastern Illinois	257	171	125	112	10	675
Opponents	38	95	77	102	7	319

2013 INDIVIDUAL STATISTICS

RUSHING	<u>G</u>	<u>Att.</u>	<u>Yds.</u>	<u>Avg.</u>	<u>TD</u>	<u>Yds./G</u>
Player						
Shepard Little	14	216	1548	7.2	15	110.6
Taylor Duncan	12	217	988	4.6	10	82.3
Jimmy Lera	12	64	369	5.8	4	30.8
Jimmy Garoppolo	14	70	62	0.9	4	4.4
PASSING	<u>G</u>	<u>Comp.-Att.</u>	<u>Pct.</u>	<u>Yds.</u>	<u>TD/Int.</u>	<u>Avg.</u>
Player						
Jimmy Garoppolo	14	375-568	66.0	5050	53/9	360.7
Ben Krol	8	16-27	59.3	140	0/0	17.5
Andrew Manley	6	2-7	28.6	8	0/1	1.3
RECEIVING	<u>G</u>	<u>No.</u>	<u>Yds.</u>	<u>Avg.</u>	<u>TD</u>	<u>Yds./G</u>
Player						
Erik Lora	13	123	1544	12.6	19	118.8
Adam Drake	14	85	1305	15.4	13	93.2
Jeff LePak	14	51	723	14.2	8	51.6
Keiondre Gober	11	48	894	18.6	9	81.3
Taylor Duncan	12	31	243	7.8	0	20.2
SCORING	<u>G</u>	<u>TD</u>	<u>Xpt.</u>	<u>FG</u>	<u>Pts.</u>	<u>Pts./G</u>
Player						
Erik Lora	13	20	-	-	124	9.5
Shepard Little	14	19	-	-	114	8.1
Cameron Berra	14	-	77-89	7-17	98	7.0
Adam Drake	14	13	-	-	78	5.6
Taylor Duncan	12	10	-	-	60	5.0
TACKLES	<u>G</u>	<u>Solo</u>	<u>Asst.</u>	<u>Total</u>	<u>TFL</u>	<u>Sacks</u>
Player						
Jourdan Wickliffe	14	50	41	91	3.0	0
Robert Haynes	14	45	34	79	6.5	2.0
Pete Houlihan	14	53	15	68	0.5	0
Adam Gristick	14	39	25	64	7.0	1.5
Antonio Taylor	14	33	23	56	7.5	1.0
INTERCEPTIONS	<u>G</u>	<u>No.</u>	<u>Yds.</u>	<u>Avg.</u>	<u>TD</u>	<u>PBU</u>
Player						
Jourdan Wickliffe		3	4	1.3	0	8
Alex McNulty		3	88	29.3	0	7

Returning Players in Bold

2013 SCHEDULE AND RESULTS

<u>Date</u>	<u>Opponent</u>	<u>Result</u>	<u>Attendance</u>
8/31	at San Diego State	W, 40-19	42,978
9/7	at Southern Illinois	W, 40-37 (2OT)	10,038
9/14	#16 Illinois State	W, 57-24	10,741
9/21	at Northern Illinois	L, 43-39	23,595
9/28	Eastern Kentucky*	W, 42-7	11,469
10/10	at Austin Peay*	W, 63-7	5,501
10/19	Southeast Missouri*	W, 55-33	11,569
10/26	at #21 Tennessee State*	W, 34-16	22,157
11/2	Tennessee Tech*	W, 56-21	6,939
11/9	at Murray State*	W, 37-17	3,119
11/16	#22 Jacksonville State*	W, 52-14	6,693
11/23	at UT Martin*	W, 70-22	3,167
12/7	#17 Tennessee State #	W, 51-10	4,825
12/13	#4 Towson #	L, 49-39	3,850

* - Ohio Valley Conference Contest # - NCAA FCS Playoff Game
Home Games in Bold



TEAM RECORDS

INDIVIDUAL RUSHING

Most Attempts

Game: 48 - Willie High vs. Northern Iowa (1993)
Season: 314 - Willie High (1995)
Career: 930 - Poke Cobb (1976-79)

Most Yards

Game: 308 - J.R. Taylor vs. Florida Atlantic (2002)
Season: 1,609 - Poke Cobb (1979)
Career: 5,042 - Poke Cobb (1976-79)

INDIVIDUAL PASSING

Most Attempts

Game: 61 - Jimmy Garoppolo vs. Illinois St. (2012)
Season: 568 - Jimmy Garoppolo (2013)
Career: 1,668 - Jimmy Garoppolo (2010-13)

Most Completions

Game: 40 - Sean Payton vs. Saginaw Valley (1985)
Season: 375 - Jimmy Garoppolo (2013)
Career: 1,047 - Jimmy Garoppolo (2010-13)

Most Yards

Game: 509 - Sean Payton vs. Saginaw Valley (1985)
Season: 5,050 - Jimmy Garoppolo (2013)
Career: 13,156 - Jimmy Garoppolo (2010-13)

INDIVIDUAL RECEIVING

Most Receptions

Game: 21 - Erik Lora vs. Murray State (2012)
Season: 136 - Erik Lora (2012) (NCAA Record)
Career: 332 - Erik Lora (2009-10, 12-13)

Most Receiving Yards

Game: 269 - Erik Lora vs. Murray State (2012)
Season: 1,664 - Erik Lora (2012)
Career: 4,006 - Erik Lora (2009-10, 12-13)



Former Panther quarterback Sean Payton (who still holds numerous EIU passing records) led the New Orleans Saints to the Super Bowl XLIV title in Feb. 2010.

YEAR-BY-YEAR RESULTS

YEAR	ALL	OVC	COACH	YEAR	ALL	OVC	COACH
1899	0-2	--	Otis Caldwell	1957	0-8	--	Ralph Kohl
1900	3-3	--	Otis Caldwell	1958	2-6	--	Ralph Kohl
1901	6-0-3	--	Otis Caldwell	1959	2-6-1	--	Ralph Kohl
1902	2-4	--	T. Smallwood	1960	2-7	--	Ralph Kohl
1903	5-2-2	--	Thomas Briggs	1961	4-3-1	--	Ralph Kohl
1904	6-1-1	--	Joseph Brown	1962	1-7	--	Ralph Kohl
1905	1-6-1	--	Joseph Brown	1963	2-7	--	Ralph Kohl
1906	2-1-1	--	Joseph Brown	1964	3-6	--	Ralph Kohl
1907	3-1-3	--	Joseph Brown	1965	3-5	--	Clyde Biggers
1908	6-2-1	--	Joseph Brown	1966	1-6-1	--	Clyde Biggers
1909	0-3	--	Joseph Brown	1967	2-6-1	--	Clyde Biggers
1910	2-3-1	--	Harold Railsback	1968	4-5	--	Clyde Biggers
1911	4-2	--	Charles Lantz	1969	2-7	--	Clyde Biggers
1912	6-1	--	Charles Lantz	1970	2-8	--	Clyde Biggers
1913	6-2	--	Charles Lantz	1971	4-6	--	Clyde Biggers
1914	8-0-1	--	Charles Lantz	1972	1-9	--	Jack Dean
1915	2-2-1	--	Charles Lantz	1973	2-9	--	Jack Dean
1916	4-3	--	Charles Lantz	1974	3-6-1	--	Jack Dean
1917	4-1-1	--	Charles Lantz	1975	3-5-2	--	J. Konstantinos
1918	No games played			1976	5-6	--	J. Konstantinos
1919	3-5-1	--	Charles Lantz	1977	1-10	--	J. Konstantinos
1920	2-3-0	--	Charles Lantz	1978	12-2	--	Darrell Mudra
1921	2-5-1	--	Charles Lantz	1979	7-4	--	Darrell Mudra
1922	4-0-2	--	Charles Lantz	1980	11-3	--	Darrell Mudra
1923	4-2-2	--	Charles Lantz	1981	6-5	--	Darrell Mudra
1924	6-2	--	Charles Lantz	1982	11-1-1	--	Darrell Mudra
1925	4-3-1	--	Charles Lantz	1983	9-3	--	Al Molde
1926	3-5-1	--	Charles Lantz	1984	6-5	--	Al Molde
1927	5-2	--	Charles Lantz	1985	6-5	--	Al Molde
1928	7-0-1	--	Charles Lantz	1986	11-2	--	Al Molde
1929	6-1	--	Charles Lantz	1987	5-6	--	Bob Spoo
1930	6-1-1	--	Charles Lantz	1988	5-6	--	Bob Spoo
1931	3-4	--	Charles Lantz	1989	9-4	--	Bob Spoo
1932	1-7	--	Charles Lantz	1990	5-6	--	Bob Spoo
1933	1-8	--	Charles Lantz	1991	4-7	--	Bob Spoo
1934	3-4	--	Charles Lantz	1992	5-6	--	Bob Spoo
1935	1-7	--	Winfield Angus	1993	3-7-1	--	Bob Spoo
1936	4-4	--	Gilbert Carson	1994	6-5	--	Bob Spoo
1937	3-4-1	--	Gilbert Carson	1995	10-2	--	Bob Spoo
1938	5-3	--	Harold Ave	1996	8-4	6-2	Bob Spoo
1939	4-3-1	--	Gilbert Carson	1997	8-3	5-2	Bob Spoo
1940	6-1-1	--	Gilbert Carson	1998	6-5	4-3	Bob Spoo
1941	0-7	--	Gilbert Carson	1999	2-10	2-5	Bob Spoo
1942	1-6	--	Clayton Miller	2000	8-4	6-1	Bob Spoo
1943	No games played			2001	9-2	6-0	Bob Spoo
1944	1-3	--	Charles Lantz	2002	8-4	5-1	Bob Spoo
1945	2-3-2	--	James Goff	2003	4-8	3-5	Bob Spoo
1946	2-6	--	Maynard O'Brien	2004	5-6	4-4	Bob Spoo
1947	2-6	--	Maynard O'Brien	2005	9-3	8-0	Bob Spoo
1948	7-3	--	Maynard O'Brien	2006	8-5	7-1	Mark Hutson (Acting)
1949	3-5	--	Maynard O'Brien	2007	8-4	7-1	Bob Spoo
1950	5-3	--	Maynard O'Brien	2008	5-7	3-5	Bob Spoo
1951	4-2-2	--	Rex Darling	2009	8-4	6-2	Bob Spoo
1952	2-7	--	Maynard O'Brien	2010	2-9	2-6	Bob Spoo
1953	1-8	--	Maynard O'Brien	2011	2-9	1-7	Bob Spoo
1954	2-6-1	--	Maynard O'Brien	2012	7-5	6-1	Dino Babers
1955	3-6	--	Maynard O'Brien	2013	12-2	8-0	Dino Babers
1956	2-7	--	Keith Smith				

OVC Championships (7)

2001, 2002*, 2005, 2006*, 2009, 2012, 2013

* Co Champions

NCAA FCS Playoff Appearances (15)

1982, 1983, 1986, 1989, 1995, 1996, 2000, 2001, 2002, 2005, 2006, 2007, 2009, 2012, 2013

ALL-TIME COACHES

Coach	Years	Overall Record	OVC Record	OVC Titles	Playoff Appearances
Otis Caldwell	1899-01	9-5-3 (.618)	-	-	-
Thornton Smallwood	1902	2-4 (.333)	-	-	-
Thomas Briggs	1903	5-2-2 (.666)	-	-	-
Joseph Brown	1904-09	18-14-7 (.551)	-	-	-
Harold Railsback	1910	2-3-1 (.420)	-	-	-
Charles Lantz	1911-34, 44	96-65-13 (.589)	-	-	-
Winfield Angus	1935	1-7 (.125)	-	-	-
Gilbert Carson	1936-37, 39-41	17-19-3 (.474)	-	-	-
Harold Ave	1938	5-3 (.625)	-	-	-
Clayton Miller	1942	1-6 (.143)	-	-	-
James Goff	1945	2-3-2 (.429)	-	-	-
Maynard O'Brien	1946-50, 52-55	27-50-1 (.353)	-	-	-
Rex Darling	1951	4-2-2 (.625)	-	-	-
Keith Smith	1956	2-7 (.222)	-	-	-
Ralph Kohl	1957-64	17-49-2 (.265)	-	-	-
Clyde Biggers	1965-71	18-43-2 (.302)	-	-	-
Jack Dean	1972-74	6-24-1 (.210)	-	-	-
John Konstantinos	1975-77	9-21-2 (.313)	-	-	-
Darrell Mudra	1978-82	47-15-1 (.754)	-	-	3
Al Molde	1983-86	32-15 (.681)	-	-	2
Bob Spoo	1987-05, 07-11	144-131-1 (.524)	68-44 (.607)	4	9
Mark Hutson (Acting HC)	2006	8-5 (.615)	7-1 (.875)	1	1
Dino Babers	2012-13	19-7 (.731)	14-1 (.933)	2	2



Roy Kidd Stadium (20,000) - Opened in 1969.



EASTERN KENTUCKY COLONELS



Dr. Michael T. Benson
President



Mark Sandy
Athletics Director



Michael Clark
Football Contact



Dean Hood
Head Coach

2014 SCHEDULE

Aug. 28	at Robert Morris	6:00 p.m.
<i>Eastern Kentucky leads 1-0; Last Meeting: EKU won 38-6 (8/29/13)</i>		
Sept. 6	at Miami (Ohio) (TV: ESPN3)	2:30 p.m.
<i>Miami (Ohio) leads 2-0; Last Meeting: Miami (Ohio) won 33-7 (9/28/35)</i>		
Sept. 13	Morehead State	5:00 p.m.
<i>Eastern Ky. leads 51-16-4; Last Meeting: EKU won 56-24 (9/21/13)</i>		
Sept. 20	at UT Martin* (TV: ESPN3)	12:00 p.m.
<i>Eastern Kentucky leads 22-2; Last Meeting: UTM won 16-7 (11/16/13)</i>		
Oct. 4	at Austin Peay*	6:00 p.m.
<i>Eastern Kentucky leads 41-5; Last Meeting: EKU won 38-3 (10/5/13)</i>		
Oct. 11	Eastern Illinois*	5:00 p.m.
<i>Eastern Kentucky leads 12-9; Last Meeting: EIU won 42-7 (9/28/13)</i>		
Oct. 18	at Tennessee Tech*	7:00 p.m.
<i>Eastern Kentucky leads 52-18; Last Meeting: EKU won 24-10 (10/19/13)</i>		
Oct. 25	Southeast Missouri* (HC)	2:00 p.m.
<i>Eastern Kentucky leads 21-3; Last Meeting: EKU won 31-7 (10/26/13)</i>		
Nov. 1	at Tennessee State*	2:00 p.m.
<i>Eastern Kentucky leads 21-5; Last Meeting: EKU won 44-0 (11/2/13)</i>		
Nov. 8	Jacksonville State*	12:00 p.m.
<i>Eastern Kentucky leads 6-5; Last Meeting: JSU won 68-10 (11/9/13)</i>		
Nov. 15	Murray State*	12:00 p.m.
<i>Eastern Ky. leads 43-26-4; Last Meeting: MSU won 34-27 in OT (11/23/13)</i>		
Nov. 22	at Florida	TBA
<i>First meeting</i>		

* Denotes Ohio Valley Conference Matchup

Home Games in Bold HC - Homecoming

All Times Central and Subject to Change

QUICK FACTS

Basic Information

Location:	Richmond, Ky.
Enrollment:	16,111
Founded:	1906
Nickname:	Colonels
Colors:	Maroon and White
President:	Dr. Michael T. Benson
Athletic Director:	Mark Sandy
Stadium (Capacity):	Roy Kidd Stadium (20,000)
Surface:	Synthetic

Media Relations

Football Contact:	Michael Clark
Office Phone:	(859) 622-6170
Cell Phone:	(859) 358-8360
Fax:	(859) 622-5108
Email:	michael.clark@eku.edu
Web site:	www.EKUSports.com
Press Box Phone:	(859) 622-2226

Team Information

Offense:	Pro Style
Defense:	4-3
Lettermen Returning/Lost:	45/17
Offensive Starters Returning:	6
Defensive Starters Returning:	6
Specialist Starters Returning:	2
2013 Record/OVC Record (Finish):	6-6/4-4 (5th/tie)
Postseason:	none

All-Time Record/OVC Record: 573-358-38 (.611)/316-124-7 (.715)

Joined OVC: 1948

OVC Championships (Last): 21 (2011)

NCAA FCS Playoff Appearances (Last): 20 (2011)

PRESEASON DEPTH CHART

OFFENSE

WR	18	Jeff Glover	6-4	200	Jr.
	6	Joel Brown	6-1	195	Jr.
OT	75	Brett Eyckmans	6-4	290	Jr.
	50	Justin Adekoya	6-5	285	So.
OG	62	Ryan Garretson	6-4	323	So.
	77	Jason Smith	6-4	285	R-Fr.
C	74	Dustin Crane	6-2	302	Sr.
	57	Colton Scurry	6-2	285	So.
OG	68	Trey Shelton	6-4	300	Jr.
	66	Chance Edwards	6-5	339	R-Fr.
OT	71	Josh Minor	6-4	285	Jr.
	61	Landon Rasnick	6-4	282	So.
QB	12	Jared McClain	6-0	193	Sr.
	15	Barton Mann	6-3	221	R-Fr.
RB	7	Dy'Shawn Mobley	5-11	215	Jr.
	20	JJ Jude	5-9	200	So.
HB	28	Channing Fugate	6-2	245	R-Sr.
	21	Caleb Watkins	6-0	220	Sr.
TE	10	Matt Lengel	6-7	270	R-Sr.
	86	Tyler Malone	6-4	260	R-Fr.
WR	88	Devin Borders	6-5	203	So.
	84	Tranard Chester	6-3	178	R-Fr.

DEFENSE

DE	58	Daryl Taylor	6-3	230	So.
	43	LaJuan Smith	6-2	220	So.
DT	65	Avery Pitt	6-3	290	So.
	40	Patrick Graffree	6-4	295	So.
DT	70	Bryce Krebs	6-1	301	Jr.
	94	Caleb Coulliette	6-1	284	R-Sr.
DE	5	Floyd Coffey	6-2	250	Jr.
	51	Marquise Piton	6-2	220	Jr.
LB	24	Trey Thomas	5-11	222	Jr.
	25	Chris Owens	6-1	215	Sr.
LB	45	Tyrelle Johnson	6-0	220	Sr.
	47	Chris Kelly	5-11	220	Jr.
LB	48	Khiry Maddox	6-1	225	Sr.
	53	Jeffrey Canady	5-11	225	R-Fr.
CB	13	Kiante Northington	5-9	185	So.
	80	Ja'Tyuan Landing	5-10	181	Sr.
FS	34	Brandon Stanley	6-2	205	Sr.
	37	Wayne Mathews	6-0	220	Jr.
SS	29	Theron Norman	6-3	211	Sr.
	31	Tyrell Curry	5-9	195	Jr.
CB	27	Stanley Absanon	5-11	185	Jr.
	8	Johnny Joseph	5-8	171	Jr.

SPECIAL TEAMS

PK	89	Andrew Lloyd	5-11	190	Sr.
P	19	Keith Wrzuszczak	5-10	193	Fr.
LS	46	Taylor Speaks	6-0	205	Jr.
HO	19	Keith Wrzuszczak	5-10	193	Fr.
KR	27	Stanley Absanon	5-11	185	Jr.
	13	Kiante Northington	5-9	185	So.
PR	27	Stanley Absanon	5-11	185	Jr.

Returning Starters in Bold

Key Losses

P	Jordan Berry	43.3 yards/punt, Long of 77, 28 inside 20-yd. line
LB	Ichiro Vance	52 tackles, 5.5 TFL, 2 PBU, 5 QBH
DL	Anthony Brown	46 tackles, 7.0 TFL, 2.5 sacks, 2 INT, 2 QBH
OG	Justin Meredith	2nd Team All-OVC
OG	Travon Carter	2nd Team All-OVC

PLAYERS TO WATCH



BRANDON STANLEY

Senior • Defensive Back
6-1 • 204 • Atlanta, Ga.

Entering his third year as a starting safety ... Has led the team in tackles each of the last two seasons ... Missed the first three games of the 2013 campaign with an injury and still finished with a team-high 61 stops ... Posted a team season-high as well as a career-best 15 tackles in the 2013 season finale at Murray State ... 2012 All-OVC second team selection.



DEVIN BORDERS

Sophomore • Wide Receiver
6-5 • 203 • Fort Walton Beach, Fla.

2013 OVC Freshman of the Year ... Caught a team-best 34 passes for 509 yards and six touchdowns last fall ... Ranked among the top-10 in the OVC in receiving yards per game at 42.4 ... Hauled in nine catches for 133 yards and two touchdowns at Morehead State ... Also caught two touchdown passes in the shutout win over No. 23 Tennessee State ... Blocked five kicks, helping ECU rank first nationally as a team in that category with nine total blocks ... His five blocks were the most by an FCS player in 2013.

TEAM NOTES

- Eastern Kentucky only plays one home game in the first six weeks of the season. The Colonels play four road games, including two OVC contests, and have an open week in that opening stretch.

- ECU is scheduled to play two FBS programs in the same season for the second time in seven years under head coach Dean Hood. The Colonels lined up against Indiana and Kentucky back in 2009.

- Eastern ranked sixth nationally in net punting last year (39.08 yards per punt). However, the Colonels will have to replace three-time All-OVC punter Jordan Berry. Expected to fill that role is another Australian punter, freshman Keith Wrzuszczak.

- In 2011, Eastern Kentucky claimed a share of its record 21st OVC championship and appeared in its 20th NCAA FCS playoff. The 20 FCS playoff berths are second most all time by a Football Championship Subdivision (formerly I-AA) team (trailing only the 21 appearances by Montana).

NUMERICAL ROSTER

No.	Name	Pos.	Ht.	Wt.	Yr.	Hometown (Last School)
2	Jared Sanders	DB	5-7	170	R-So.	Hallandale, Fla. (Hallandale HS)
3	Thomas Owens	LB	5-10	220	R-So.	Cincinnati, Ohio (Winton Woods HS)
4	Bennie Coney	QB	6-2	216	R-So.	Plant City, Fla. (Univ. of Cincinnati)
5	Floyd Coffey	DL	6-2	250	R-Jr.	Charleston, Miss. (Dalton (Ga.) HS)
6	Joel Brown	WR	6-1	195	R-Jr.	Inglewood, Calif. (Los Angeles Harbor College)
7	Dy'Shawn Mobley	RB	5-11	215	Jr.	Powell, Tenn. (Univ. of Kentucky)
8	Johnny Joseph	DB	5-8	171	R-Jr.	Ft. Lauderdale, Fla. (Bowling Green State Univ.)
9	Kyle Romano	QB	5-11	195	R-So.	Bedford, Texas (L.D. Bell HS)
10	Matt Lengel	TE	6-7	270	Gr.	Mechanicsburg, Pa. (Northeastern Univ.)
12	Jared McClain	QB	6-0	193	Sr.	Hiram, Ga. (Hiram HS)
13	Kiante Northington	DB	5-9	185	R-So.	Louisville, Ky. (Butler HS)
14	Tyler Swafford	QB	6-1	200	Fr.	Brentwood, Tenn. (Brentwood Academy)
15	Barton Mann	QB	6-3	221	R-Fr.	Russell Springs, Ky. (Russell County HS)
16	Deno Montgomery	WR	5-10	195	R-Jr.	Chattanooga, Tenn. (Brainerd HS)
17	Jaucady Rutledge	WR	5-11	197	R-Jr.	Lakeland, Fla. (George W. Jenkins HS)
18	Jeff Glover	WR	6-4	200	Jr.	Atlanta, Ga. (Collins Hill HS)
19	Keith Wrzusczzak	P	5-10	193	Fr.	Geelong, Victoria, Australia (Oberon HS)
20	JJ Jude	RB	5-9	200	R-So.	Hagerhill, Ky. (Johnson Central HS)
21	Caleb Watkins	FB	6-0	220	R-Sr.	Corbin, Ky. (Corbin HS)
22	Kentayvus Hopkins	RB	5-10	190	R-Fr.	Paris, Ky. (Bourbon County HS)
23	Ja'Tyuan Landing	DB	5-10	181	R-Sr.	Clearwater, Fla. (Palm Harbor Univ. HS)
24	Trey Thomas	LB	5-11	222	R-Jr.	Huber Heights, Ohio (Wayne HS)
25	Chris Owens	LB	6-1	215	R-Sr.	Augusta, Ga. (Georgia Military College)
26	Vincent Green	DB	5-9	180	R-Fr.	Fort Myers, Fla. (Island Coast HS)
27	Stanley Absanon	DB	5-11	185	Jr.	Auburndale, Fla. (Tenoroc HS)
28	Channing Fugate	FB	6-2	245	R-Sr.	Jackson, Ky. (Univ. of Tennessee)
29	Theron Norman	DB	6-3	211	R-Sr.	Richmond, Va. (Virginia Tech)
30	Blake Atzinger	DB	5-11	200	R-Sr.	Louisville, Ky. (Georgetown College)
31	Tyrell Curry	DB	5-9	195	Jr.	Rock Hill, S.C. (Highland (Kan.) CC)
32	Buck Solomon	DB	6-0	164	Fr.	Groveland, Fla. (South Lake HS)
34	Brandon Stanley	DB	6-2	205	R-Sr.	Atlanta, Ga. (Peachtree Ridge HS)
35	Dana DePassio	FB	6-0	241	R-Jr.	Grove City, Ohio (Bishop Ready HS)
36	Jordan Whitfield	DB	6-1	178	Fr.	Huber Heights, Ohio (Wayne HS)
37	Dan Paul	TE	6-4	225	Fr.	Naples, Fla. (Naples Community HS)
38	Kobie Grace	DB	5-8	174	Fr.	Winter Park, Fla. (West Orange HS)
39	ShaQuille Prather	LB	6-3	233	R-Jr.	Cincinnati, Ohio (Hughes Center HS)
40	Patrick Graffree	DL	6-4	295	R-So.	Elizabethtown, Ky. (Univ. of Kentucky)
41	Justin Myles	TE	6-4	240	Fr.	Cincinnati, Ohio (Colerain HS)
42	Dan Shepherd	FB	6-1	230	R-Sr.	Cincinnati, Ohio (Glen Este HS)
43	LaJuan Smith	DL	6-2	220	R-So.	Glasgow, Ky. (Glasgow HS)
44	Everett Talbert	LB	5-11	210	R-So.	Lexington, Ky. (Bryan Station HS)
45	Tyrelle Johnson	LB	6-0	220	R-Sr.	Lexington, Ky. (Henry Clay HS)
46	Taylor Speaks	LS	6-0	205	Jr.	Somerset, Ky. (Somerset HS)
47	Chris Kelly	LB	5-11	220	R-Jr.	Cold Spring, Ky. (Newport Central Catholic HS)
48	Khiry Maddox	LB	6-1	225	R-Sr.	Owensboro, Ky. (Owensboro HS)
49	Sheldon Fleming	TE	6-3	275	R-Fr.	Lehigh Acres, Fla. (East Lee County HS)
51	Marquise Piton	DL	6-2	220	Jr.	Pembroke Pines, Fla. (West Broward HS)
52	Domonick Brown	DL	6-2	235	R-Fr.	Elizabethtown, Ky. (John Hardin HS)
53	Jeffrey Canady	LB	5-11	225	R-Fr.	Barbourville, Ky. (Knox Central HS)
54	Alex Klingel	OL	6-4	260	R-Fr.	Waldo, Ohio (River Valley HS)
57	Colton Scurry	OL	6-2	285	R-So.	Fayetteville, Ga. (Whitewater HS)
60	Chris Willis	OL	6-3	270	R-Jr.	Centerville, Ohio (Centerville HS)
61	Landon Rasnick	OL	6-4	282	R-So.	Orange, Va. (Orange County HS)
62	Ryan Garretson	OL	6-4	323	R-So.	Russellville, Tenn. (Morristown East HS)
63	Preston Slemp	K	5-8	193	R-Fr.	Cartersville, Ga. (Cartersville HS)
64	Cameron Kowalewski	OL	6-4	260	Fr.	Dallas, Ga. (Hillgrove HS)
66	Chance Edwards	OL	6-5	339	R-Fr.	Webster, Fla. (South Sumter HS)
67	Kameron Crim	OL	6-5	275	Fr.	Covington, Ky. (Scott HS)
68	Trey Shelton	OL	6-4	300	Jr.	Chester, Va. (Hargrave Military Acad.)
70	Bryce Krebs	DL	6-1	301	R-Jr.	Greenwood, Ind. (Center Grove HS)
71	Josh Minor	OL	6-4	285	Jr.	Atlanta, Ga. (Woodward Academy)
72	Mo Vogel	OL	6-3	290	R-Sr.	Howard Beach, N.Y. (Nassau CC)
73	Damien Campbell	DL	6-2	302	R-Jr.	Lexington, Ky. (Bryan Station HS)
74	Dustin Crane	OL	6-2	302	R-Sr.	Lebanon, Ky. (Marion County HS)
75	Brett Eyckmans	OL	6-4	290	Jr.	Lexington, Ky. (Beechwood HS)
76	Lucas Williams	K	6-0	187	R-Fr.	Russell Springs, Ky. (Russell County HS)
77	Jason Smith	OL	6-4	285	R-Fr.	Paducah, Ky. (Lone Oak HS)
79	Justin Adekoya	OL	6-5	285	R-So.	Ringgold, Ga. (Heritage HS)
80	Taylor Miller	WR	5-11	180	R-Jr.	Burlington, Ky. (Conner HS)
81	Scott Daniel	WR	5-11	190	Fr.	Georgetown, Ky. (Scott County HS)
82	Torrodd Carter	WR	6-2	185	Fr.	Westerville, Ohio (Westerville South HS)
83	Seth Dotson	WR	5-11	190	R-Jr.	Mount Sterling, Ky. (Montgomery County HS)
84	Tranard Chester	WR	6-3	178	R-Fr.	Lexington, Ky. (Lafayette HS)
85	Jon Floyd	TE	6-3	233	R-So.	Richmond, Ky. (Madison Central HS)
86	Tyler Malone	TE	6-4	260	R-Fr.	Indianapolis, Ind. (Franklin Central HS)
87	Caleb Hodgson	TE	6-4	230	R-Jr.	Louisville, Ky. (Christian Academy)
88	Devin Borders	WR	6-5	203	R-So.	Fort Walton Beach, Fla. (Choctawhatchee HS)
89	Andrew Lloyd	K	5-11	190	R-Sr.	Winchester, Va. (Shenandoah Univ.)
92	Marqui Daniel	DL	6-1	230	Fr.	Niceville, Fla. (Niceville HS)
93	Zach Burgy-Vanhoose	K	6-0	214	R-So.	Pikeville, Ky. (Pikeville HS)
94	Caleb Coulliette	DL	6-1	284	R-Sr.	Wilmore, Ky. (West Jessamine HS)
95	Kagen Skidmore	DL	6-2	295	Fr.	Somerset, Ky. (Somerset HS)
97	Avery Pitt	DL	6-3	290	R-So.	Henderson, Ky. (Henderson County HS)
98	Daryl Taylor	DL	6-3	230	So.	Greenville, N.C. (Fork Union Military Acad.)
	Jared Bowling	LB	6-0	214	R-Fr.	Independence, Ky. (Simon Kenton HS)
	Bo Brooks	RB	5-8	195	R-So.	Lexington, Ky. (Henry Clay HS)
	A.J. Covert	LB	5-10	195	R-Fr.	Winfield, W.Va. (Winfield HS)
	Lance Evans	TE	6-4	231	So.	Ashland, Ky. (Russell HS)
	Anthony George	LS	6-0	238	R-Jr.	Richmond, Ky. (Madison Central HS)
	Joey Nussbaum	K	5-11	218	R-Fr.	Fort Mitchell, Ky. (Beechwood HS)
	Jalen Rose	WR	5-11	179	R-So.	Louisville, Ky. (Kentucky State Univ.)

ALPHABETICAL ROSTER

No.	Name	Pos.	Yr.
73	Stanley Absanon	DB	Jr.
79	Justin Adekoya	OL	R-So.
30	Blake Atzinger	DB	R-Sr.
88	Devin Borders	WR	R-So.
	Jared Bowling	LB	R-Fr.
	Bo Brooks	RB	R-So.
52	Domonick Brown	DL	R-Fr.
6	Joel Brown	WR	R-Jr.
93	Zach Burgy-Vanhoose	K	R-So.
73	Damien Campbell	DL	R-Jr.
53	Jeffrey Canady	LB	R-Fr.
82	Torrodd Carter	WR	Fr.
84	Tranard Chester	WR	R-Fr.
5	Floyd Coffey	DL	R-Jr.
4	Bennie Coney	QB	R-So.
94	Caleb Coulliette	DL	R-Sr.
	A.J. Covert	LB	R-Fr.
74	Dustin Crane	OL	R-Sr.
67	Kameron Crim	OL	Fr.
31	Tyrell Curry	DB	Jr.
92	Marqui Daniel	DL	Fr.
81	Scott Daniel	WR	Fr.
35	Dana DePassio	FB	R-Jr.
83	Seth Dotson	WR	R-Jr.
66	Chance Edwards	OL	R-Fr.
	Lance Evans	TE	So.
75	Brett Eyckmans	OL	Jr.
49	Sheldon Fleming	TE	R-Jr.
85	Jon Floyd	TE	R-So.
28	Channing Fugate	FB	R-Sr.
62	Ryan Garretson	OL	R-So.
	Anthony George	LS	R-Jr.
18	Jeff Glover	WR	Jr.
38	Kobie Grace	DB	Fr.
40	Patrick Graffree	DL	R-So.
26	Vincent Green	DB	R-Fr.
87	Caleb Hodgson	TE	R-Jr.
22	Kentayvus Hopkins	RB	R-Fr.
45	Tyrelle Johnson	LB	R-Sr.
8	Johnny Joseph	DB	R-Jr.
20	JJ Jude	RB	R-So.
47	Chris Kelly	LB	R-Jr.
54	Alex Klingel	OL	R-Fr.
64	Cameron Kowalewski	OL	Fr.
70	Bryce Krebs	DL	R-Jr.
23	Ja'Tyuan Landing	DB	R-Sr.
10	Matt Lengel	TE	Gr.
89	Andrew Lloyd	K	R-Sr.
48	Khiry Maddox	LB	R-Sr.
86	Tyler Malone	TE	R-Fr.
15	Barton Mann	QB	R-Fr.
12	Jared McClain	QB	Sr.
80	Taylor Miller	WR	R-Jr.
71	Josh Minor	OL	Jr.
7	Dy'Shawn Mobley	RB	Jr.
16	Deno Montgomery	WR	R-Jr.
41	Justin Myles	TE	Fr.
29	Theron Norman	DB	R-Sr.
13	Kiante Northington	DB	R-So.
	Joey Nussbaum	K	R-Fr.
25	Chris Owens	LB	R-Sr.
3	Thomas Owens	LB	R-So.
37	Dan Paul	TE	Fr.
51	Marquise Piton	DL	Jr.
97	Avery Pitt	DL	R-So.
39	Shaquille Prather	LB	R-Jr.
61	Landon Rasnick	OL	R-So.
9	Kyle Romano	QB	R-So.
	Jalen Rose	WR	R-So.
17	Jaucady Rutledge	WR	R-Jr.
2	Jared Sanders	DB	R-So.
57	Colton Scurry	OL	R-So.
68	Trey Shelton	OL	Jr.
42	Dan Shepherd	FB	R-Sr.
95	Kagen Skidmore	DL	Fr.
63	Preston Slemp	K	R-Fr.
77	Jason Smith	OL	R-Fr.
43	LaJuan Smith	DL	R-So.
32	Buck Solomon	DB	Fr.
46	Taylor Speaks	LS	Jr.
34	Brandon Stanley	DB	R-Sr.
14	Tyler Swafford	QB	Fr.
44	Everett Talbert	LB	R-So.
98	Daryl Taylor	DL	So.
24	Trey Thomas	LB	R-Jr.
72	Mo Vogel	OL	R-Sr.
21	Caleb Watkins	FB	R-Sr.
36	Jordan Whitfield	DB	Fr.
76	Lucas Williams	K	R-Fr.
60	Chris Willis	OL	R-Jr.
19	Keith Wrzusczzak	P	Fr.



Dean Hood was introduced as the 13th head coach in Eastern Kentucky football history on January 22, 2008. After spending seven seasons at Wake Forest University, Hood returned to EKU, where he served as an assistant coach under the legendary Roy Kidd from 1994-98.

DEAN HOOD

HEAD COACH

7TH SEASON

40-29 CAREER RECORD

Birthdate: November 15, 1963
Hometown: Ashtabula, Ohio
College: Ohio Wesleyan, 1986 (Biology)
Family: Wife - Crystal
 Children - Trey, Jada, Cordia, Daven

Career Record

Year	School	Overall	Conf. (Finish)
2008	Eastern Kentucky	8-4	7-1 (1st)
2009	Eastern Kentucky	5-6	5-3 (2nd-t)
2010	Eastern Kentucky	6-5	5-2 (2nd-t)
2011	Eastern Kentucky	7-5	6-2 (1st-t)
2012	Eastern Kentucky	8-3	6-2 (2nd-t)
2013	Eastern Kentucky	6-6	4-4 (5th-t)

CAREER HIGHLIGHTS

- In his first season as EKU head coach, Hood led the Colonels to its 20th OVC Championship and a berth in the FCS Playoffs. For that he was named Roy Kidd OVC Coach of the Year, marking the 12th time an EKU coach has won the award (10 times by Kidd for who the award is named).
- In 2011 Hood's Colonels claimed a share of its 21st OVC Championship and made its 20th NCAA Playoff appearance (second most all-time).
- Hood was a three-time All-North Coast Athletic Conference selection at Ohio Wesleyan University, where he played defensive back. He was named a first-team All-American his senior season and served as team captain in each of his final two seasons. Hood was inducted into the OWU Athletic Hall of Fame in 2001.
- Hood got his coaching start at Fairmont (W.Va.) State College (1987-88) before moving on to Colgate in 1989. From 1990-93 he served as an assistant coach at Glenville (W.Va.) State, helping the program to the NAIA National Championship game in 1993. After serving as an assistant coach at Eastern Kentucky from 1994-98, Hood was at Ohio University for two years before moving onto Wake Forest.
- As defensive coordinator at Wake Forest, Hood's teams were known for creating turnovers and scoring touchdowns. The Demon Deacons forced 186 turnovers from 2001-07, which translated to more than two per game. In 2006, Wake won the ACC Championship for the first time since 1970 and competed in the BCS FedEx Orange Bowl. In 2007, Wake Forest led the ACC with 35 forced turnovers as the team finished the season 9-4 and captured the Meineke Car Care Bowl championship.
- While serving as an assistant coach at Eastern Kentucky, Hood's teams combined for a 32-6 OVC record, a pair of Conference championships (1994, 1997) and three FCS Playoff appearances (1994, 1995, 1997).

ASSISTANT COACHES

- Offensive Coordinator/Quarterbacks:**Dane Damron
 Alma Mater: Georgetown College, 1994 (6th season)
- Defensive Coordinator/Defensive Backs:**Tony Hatmaker
 Alma Mater: Union College, 1993 (7th season)
- Linebackers:**Garry Fisher
 Alma Mater: Bowling Green, 2002 (6th season)
- Offensive Line:**Carson Jeffers
 Alma Mater: Concord College (W.Va.), 1997 (7th season)
- Defensive Line:**Jake Johnson
 Alma Mater: Eastern Kentucky, 2002 (11th season)
- Running Backs:**John Revere
 Alma Mater: Eastern Kentucky, 1976 (18th season)
- Tight Ends/Recruiting Coordinator:**Ben Hodges
 Alma Mater: Central College (Iowa), 2006 (9th season)
- Wide Receivers:**Klay Koester
 Alma Mater: Eastern Kentucky, 2007 (5th season)
- Director of Operations:**Kevin Cristello
 Alma Mater: Morehead State, 2006 (4th season)

2013 TEAM STATISTICS

	<u>EKU</u>	<u>Opponent</u>				
SCORING	321	305				
Points Per Game	26.8	25.4				
FIRST DOWNS	234	223				
Rushing	128	80				
Passing	81	120				
Penalty	25	23				
RUSHING YARDAGE	2384	1480				
Yards Gained Rushing	2755	1747				
Yards Lost Rushing	371	267				
Rushing Attempts	589	395				
Average Per Rush	4.0	3.7				
Average Per Game	198.7	123.3				
TDs Rushing	26	16				
PASSING YARDAGE	1852	2938				
Comp-Att-Int	151-286-11	267-420-9				
Average Per Pass	6.5	7.0				
Average Per Catch	12.3	11.0				
Average Per Game	154.3	244.8				
TDs Passing	14	20				
TOTAL OFFENSE	4236	4418				
Total Plays	875	815				
Average Per Play	4.8	5.4				
Average Per Game	353.0	368.2				
TIME OF POSSESSION/GAME	31:53	28:07				
3RD DOWN CONVERSIONS	85/192	71/181				
3rd-Down Pct.	44%	39%				
4TH DOWN CONVERSIONS	8/22	14/21				
4th-Down Pct.	36%	67%				
RED-ZONE SCORES	39-46 (85%)	34-42 (81%)				
RED-ZONE TOUCHDOWNS	32-46 (70%)	26-42 (62%)				
PAT-ATTEMPTS	40-41 (98%)	35-38 (92%)				
ATTENDANCE	51,700	97,577				
Games/Avg. Per Game	6/8,617	6/16,263				
Neutral Site Games	-	0/0				
<u>SCORE BY QUARTERS</u>	<u>1st</u>	<u>2nd</u>	<u>3rd</u>	<u>4th</u>	<u>OT</u>	<u>Total</u>
Eastern Kentucky	82	106	49	84	0	321
Opponents	71	112	61	54	7	305

2013 INDIVIDUAL STATISTICS

RUSHING						
<u>Player</u>	<u>G</u>	<u>Att.</u>	<u>Yds.</u>	<u>Avg.</u>	<u>TD</u>	<u>Yds./G</u>
JJ Jude	11	160	637	4.0	6	57.9
Jared McClain	12	116	414	3.6	7	34.5
Jared Sanders	12	110	368	3.3	2	30.7
Thomas Owens	11	61	368	6.0	3	33.5
Caleb Watkins	11	70	294	4.2	4	26.7
PASSING						
<u>Player</u>	<u>G</u>	<u>Cmp.-Att.</u>	<u>Pct.</u>	<u>Yds.</u>	<u>TD/Int.</u>	<u>Avg.</u>
Jared McClain	12	128-228	56.1	1535	13/8	127.9
Kyle Romano	8	20-49	40.8	241	0/3	30.1
RECEIVING						
<u>Player</u>	<u>G</u>	<u>No.</u>	<u>Yds.</u>	<u>Avg.</u>	<u>TD</u>	<u>Yds./G</u>
Devin Borders	12	34	509	15.0	6	42.4
Jeff Glover	12	34	420	12.4	0	35.0
Ike Ariguzo	11	20	256	12.8	5	23.3
Nathan Watts	12	11	150	13.6	2	12.5
SCORING						
<u>Player</u>	<u>G</u>	<u>TD</u>	<u>XPt.</u>	<u>FG</u>	<u>Pts.</u>	<u>Pts./G</u>
Andrew Lloyd	10	-	19-19	8-10	43	4.3
Jared McClain	12	7	-	-	42	3.5
Devin Borders	12	6	-	-	38	3.2
JJ Jude	11	6	-	-	36	3.3
Ike Ariguzo	11	5	-	-	36	3.3
TACKLES						
<u>Player</u>	<u>G</u>	<u>Solo</u>	<u>Asst.</u>	<u>Total</u>	<u>TFL</u>	<u>Sacks</u>
Brandon Stanley	9	42	19	61	2.5	0
Tyler Horn	12	29	25	54	3.0	1.0
Ichiro Vance	12	23	29	52	5.5	0
Chris Owens	11	27	24	51	0	0
Marquise Piton	12	27	23	50	3.0	0
INTERCEPTIONS						
<u>Player</u>	<u>G</u>	<u>No.</u>	<u>Yds.</u>	<u>Avg.</u>	<u>TD</u>	<u>PBU</u>
Johnny Joseph	12	2	29	14.5	0	6
Anthony Brown	11	2	9	4.5	0	4
Tyler Horn	12	2	0	0	0	4

Returning Players in Bold



2013 SCHEDULE AND RESULTS

<u>Date</u>	<u>Opponent</u>	<u>Result</u>	<u>Attendance</u>
8/29	Robert Morris	W, 38-6	12,200
9/7	at #8 Louisville	L, 44-7	53,647
9/14	#21 Coastal Carolina	L, 51-32	14,500
9/21	at Morehead State	W, 56-24	8,115
9/28	at #8 Eastern Illinois*	L, 42-7	11,469
10/5	Austin Peay*	W, 38-3	7,400
10/19	Tennessee Tech*	W, 24-10	6,800
10/26	at Southeast Missouri*	W, 31-7	5,171
11/2	#23 Tennessee State*	W, 44-0	5,700
11/9	at Jacksonville State*	L, 68-10	16,876
11/16	UT Martin*	L, 16-7	5,100
11/23	at Murray State*	L, 34-27 (OT)	2,299

* - Ohio Valley Conference Contest

Home Games in Bold

TEAM RECORDS

INDIVIDUAL RUSHING

Most Attempts

Game: 43 - Alfred Thompson vs. Morehead St. (1973)
Season: 371 - Elroy Harris (1988)
Career: 920 - Jimmie Brooks (1968-71)

Most Yards

Game: 300 - Markus Thomas vs. Marshall (1989)
Season: 1,998 - Elroy Harris (1988)
Career: 5,552 - Markus Thomas (1989-92)

INDIVIDUAL PASSING

Most Attempts

Game: 71 - Josh Greco vs. Eastern Illinois (2005)
Season: 387 - Josh Greco (2005)
Career: 960 - T.J. Pryor (2009-12)

Most Completions

Game: 39 - Josh Greco vs. Eastern Illinois (2005)
Season: 222 - Josh Greco (2005)
Career: 540 - T.J. Pryor (2009-12)

Most Yards

Game: 398 - Josh Greco vs. Eastern Illinois (2005)
Season: 2,861 - Josh Greco (2005)
Career: 7,300 - T.J. Pryor (2009-12)

INDIVIDUAL RECEIVING

Most Receptions

Game: 19 - Aaron Marsh vs. Northwood (1967)
Season: 73 - Aaron Marsh (1966)
Career: 165 - Andre Ralston (2002-05)

Most Receiving Yards

Game: 316 - Aaron Marsh vs. Northwood (1967)
Season: 1,150 - Andre Ralston (2005)
Career: 3,095 - Andre Ralston (2002-05)



Former ECU quarterback Bill Hughes led the Colonels to the 1979 Division I-AA national title. He is one of two football players to be inducted into the ECU Athletics Hall of Fame this fall.

YEAR-BY-YEAR RESULTS

YEAR	ALL	OVC	COACH	YEAR	ALL	OVC	COACH
1909	0-0-4	--	James Park	1962	6-3	4-2	Glenn Presnell
1910	1-4	--	Clyde Wilson	1963	2-8	1-6	Roy Kidd
1911	1-3-1	--	Clyde Wilson	1964	3-5-1	2-4-1	Roy Kidd
1912	3-4-1	--	Charles Keith	1965	4-4-1	4-2-1	Roy Kidd
1913	1-2	--	Ben Bernard	1966	7-3	4-3	Roy Kidd
1914	2-7	--	Ben Bernard	1967	8-1-2	5-0-2	Roy Kidd
1915	2-1-2	--	Ben Bernard	1968	8-2	7-0	Roy Kidd
1916	3-3	--	Ben Bernard	1969	6-4	4-3	Roy Kidd
1917	No Games Played			1970	8-2	5-2	Roy Kidd
1918	No Games Played			1971	6-4-1	3-4	Roy Kidd
1919	0-2	--	Clyde McCoy	1972	5-6	3-4	Roy Kidd
1920	2-1	--	Clyde McCoy	1973	7-4	4-3	Roy Kidd
1921	1-3-1	--	Clyde McCoy	1974	8-2	6-1	Roy Kidd
1922	2-3-2	--	George Hembree	1975	8-2-1	5-2	Roy Kidd
1923	2-5-1	--	George Hembree	1976	8-3	6-1	Roy Kidd
1924	5-3	--	George Hembree	1977	5-5	4-3	Roy Kidd
1925	3-3-1	--	George Hembree	1978	8-2	6-1	Roy Kidd
1926	4-5	--	George Hembree	1979	11-2	5-1	Roy Kidd
1927	5-4	--	George Hembree	1980	10-3	5-2	Roy Kidd
1928	0-6	--	George Hembree	1981	12-2	8-0	Roy Kidd
1929	1-8	--	Charles Hughes	1982	13-0	7-0	Roy Kidd
1930	1-7	--	Charles Hughes	1983	7-3-1	6-1	Roy Kidd
1931	2-5-1	--	Charles Hughes	1984	8-4	6-1	Roy Kidd
1932	2-1-2	--	Charles Hughes	1985	8-3	5-2	Roy Kidd
1933	1-2-3	--	Charles Hughes	1986	10-3-1	6-1	Roy Kidd
1934	1-6	--	Charles Hughes	1987	9-3	5-1	Roy Kidd
1935	4-4-1	--	Rome Rankin	1988	11-3	6-0	Roy Kidd
1936	7-2	--	Rome Rankin	1989	9-3	5-1	Roy Kidd
1937	5-2-1	--	Rome Rankin	1990	10-2	5-1	Roy Kidd
1938	6-1-1	--	Rome Rankin	1991	12-2	7-0	Roy Kidd
1939	6-3	--	Rome Rankin	1992	9-3	7-1	Roy Kidd
1940	8-0	--	Rome Rankin	1993	8-4	8-0	Roy Kidd
1941	7-1	--	Rome Rankin	1994	10-3	8-0	Roy Kidd
1942	4-2-2	--	Rome Rankin	1995	9-3	7-1	Roy Kidd
1943	No Games Played			1996	6-5	6-2	Roy Kidd
1944	No Games Played			1997	8-4	7-0	Roy Kidd
1945	4-3-1	--	Rome Rankin	1998	6-5	4-3	Roy Kidd
1946	5-4	--	Rome Rankin	1999	7-4	4-3	Roy Kidd
1947	5-4	--	Tom Samuels	2000	6-5	3-4	Roy Kidd
1948	8-3	3-2	Tom Samuels	2001	8-2	5-1	Roy Kidd
1949	4-4-1	2-2-1	Tom Samuels	2002	8-4	4-2	Roy Kidd
1950	6-4	4-2	Tom Samuels	2003	7-5	6-2	Danny Hope
1951	7-3	4-2	Tom Samuels	2004	6-5	6-2	Danny Hope
1952	3-4-1	0-3-1	Tom Samuels	2005	7-4	7-1	Danny Hope
1953	8-2	4-1	Tom Samuels	2006	6-5	5-3	Danny Hope
1954	8-1-1	5-0	Glenn Presnell	2007	9-3	8-0	Danny Hope
1955	5-4-1	3-2	Glenn Presnell	2008	8-4	7-1	Dean Hood
1956	4-5	2-3	Glenn Presnell	2009	5-6	5-3	Dean Hood
1957	4-5	3-2	Glenn Presnell	2010	6-5	5-2	Dean Hood
1958	3-6	3-3	Glenn Presnell	2011	7-5	6-2	Dean Hood
1959	3-6	2-4	Glenn Presnell	2012	8-3	6-2	Dean Hood
1960	3-6-1	1-4-1	Glenn Presnell	2013	6-6	4-4	Dean Hood
1961	4-5	3-3	Glenn Presnell				

OVC Championships (21)

1954, 1962*, 1967, 1968, 1974, 1976, 1981, 1982, 1983, 1984, 1986*, 1987*, 1988, 1990*, 1991, 1993, 1994, 1997, 2007, 2008, 2011*

* Co-Champions

NCAA FCS Playoff Appearances (20)

1979, 1980, 1981, 1982, 1983, 1984, 1986, 1987, 1988, 1989, 1990, 1991, 1992, 1993, 1994, 1995, 1997, 2007, 2008, 2011

National Championships (2)

1979, 1982

ALL-TIME COACHES

Coach	Years	Overall Record	OVC Record	OVC Titles	Playoff Appearances
James Park	1909	0-0-4 (.500)	-	-	-
Clyde Wilson	1910-11	2-7-1 (.250)	-	-	-
Charles Keith	1912	3-4-1 (.438)	-	-	-
Ben Bernard	1913-16	8-13-2 (.391)	-	-	-
Clyde McCoy	1919-21	3-6-1 (.350)	-	-	-
George Hembree	1922-28	21-29-4 (.426)	-	-	-
Charles "Turkey" Hughes	1929-34	8-29-6 (.256)	-	-	-
Rome Rankin	1935-46	56-22-6 (.702)	-	-	-
Tom Samuels	1947-53	41-24-2 (.627)	17-12-2 (.581)	0	-
Glenn Presnell	1954-63	43-49-3 (.463)	27-29-1 (.482)	2	-
Roy Kidd	1964-02	315-123-8 (.715)	207-61-4 (.768)	16	17
Danny Hope	2003-07	35-22 (.614)	32-8 (.800)	1	1
Dean Hood	2008-present	40-29 (.580)	33-14 (.702)	2	2



Burgess-Snow Field at JSU Stadium (24,000) - Opened in 1947.



JACKSONVILLE STATE GAMECOCKS



Dr. William Meehan
President



Warren Koegel
Athletics Director



Greg Seitz
Football Contact



John Grass
Head Coach

2014 SCHEDULE

Aug. 29	at Michigan State (TV: BTN)	6:30 p.m.
	<i>First meeting</i>	
Sept. 6	at Chattanooga	6:00 p.m.
	<i>Chattanooga leads 25-12; Last Meeting: JSU won 27-24 (9/8/12)</i>	
Sept. 20	West Alabama	3:00 p.m.
	<i>Jacksonville State leads 32-10-1; Last Meeting: JSU won 54-27 (11/7/92)</i>	
Sept. 27	at Murray State*	6:00 p.m.
	<i>Jacksonville State leads 9-2; Last Meeting: MSU won 35-34 in OT (9/28/13)</i>	
Oct. 4	UT Martin*	3:00 p.m.
	<i>Jacksonville State leads 28-7; Last Meeting: JSU won 41-27 (10/5/13)</i>	
Oct. 11	at Tennessee State* (TV: ESPN3)	2:00 p.m.
	<i>Jacksonville State leads 7-2; Last Meeting: TSU won 31-15 (10/12/13)</i>	
Oct. 25	Tennessee Tech*	3:00 p.m.
	<i>Jacksonville State leads 11-7; Last Meeting: JSU won 34-14 (10/26/13)</i>	
Nov. 1	Austin Peay* (HC)	3:00 p.m.
	<i>Jacksonville State leads 15-6-3; Last Meeting: JSU won 42-10 (11/2/13)</i>	
Nov. 8	at Eastern Kentucky*	12:00 p.m.
	<i>Eastern Kentucky leads 6-5; Last Meeting: JSU won 68-10 (11/9/13)</i>	
Nov. 15	Eastern Illinois* (TV: ESPN3)	3:00 p.m.
	<i>Eastern Illinois leads 6-5; Last Meeting: EIU won 52-14 (11/16/13)</i>	
Nov. 22	at Southeast Missouri*	1:00 p.m.
	<i>Jacksonville State leads 13-5; Last Meeting: JSU won 42-34 (11/23/13)</i>	

* Denotes Ohio Valley Conference Matchup

Home Games in Bold HC - Homecoming

All Times Central and Subject to Change

QUICK FACTS

Basic Information

Location:	Jacksonville, Ala.
Enrollment:	9,504
Founded:	1883
Nickname:	Gamecocks
Colors:	Red and White
President:	Dr. William A. Meehan
Athletic Director:	Warren Koegel
Stadium (Capacity):	Burgess-Snow Field at JSU Stadium (24,000)
Surface:	Pro Grass Artificial

Media Relations

Football Contact:	Greg Seitz
Office Phone:	(256) 782-5279
Cell Phone:	(256) 453-3377
Fax:	(256) 782-5958
Email:	gseitz@jsu.edu
Web site:	www.JSUGamecockSports.com
Press Box Phone:	(256) 782-5585/5586

Team Information

Offense:	Multiple
Defense:	5-2
Lettermen Returning/Lost:	77/27
Offensive Starters Returning:	9
Defensive Starters Returning:	6
Specialist Starters Returning:	3
2013 Record/OVC Record (Finish):	11-4/5-3 (3rd/tie)
Postseason:	2-1 (FCS Playoff Quarterfinals)

All-Time Record/OVC Record:	521-366-4 (.587)/64-23 (.736)
Joined OVC:	2003
OVC Championships (Last):	3 (2011)
NCAA FCS Playoff Appearances (Last):	4 (2013)

PRESEASON DEPTH CHART

OFFENSE

WR	12	Josh Barge	6-1	178	So.
	16	Dalton Screws	5-11	180	So.
OT	69	Justin Lea	6-4	275	R-Fr.
	78	Tyler Scozzaro	6-2	290	R-Fr.
OG	63	Adam Wright	6-4	290	R-Jr.
	72	Blake Burks	6-1	318	Sr.
C	62	Max Holcombe	6-3	290	Sr.
	64	Ryan Childers	6-1	265	Fr.
OG	50	Casey Dunn	6-3	285	So.
	75	Kyron Samuels	6-2	230	Jr.
OT	58	Nick Johnson	6-2	280	So.
	77	Dylan Cline	6-3	270	R-Fr.
QB	7	Eli Jenkins	6-3	200	So.
	11	Max Shortell	6-6	240	Sr.
RB	32	DaMarcus James	5-10	220	Sr.
	21	Miles Jones	5-10	205	Jr.
TE	85	Spencer Goffigan	6-3	215	R-Jr.
	8	Bo Brummel	6-3	242	Jr.
WR	15	Ruben Gonzalez	6-3	200	R-Jr.
	1	Markis Merrill	6-1	205	Jr.
WR	4	Telvin Brown	5-8	165	Jr.
	6	J.D. Williams	5-8	171	Jr.

DEFENSE

DE	90	Chris Landrum	6-3	250	R-Jr.
	44	LaMichael Fanning	6-7	270	R-Jr.
NT	99	Caleb Lawrence	6-0	300	Sr.
	74	Terrence Pendleton	6-3	330	Sr.
DT	94	Martez House	6-2	280	R-Jr.
	86	Cameron Wood	6-3	260	So.
LB	29	JaJuan Lee	6-1	205	Jr.
	17	Tre Garland	6-3	218	R-Fr.
LB	48	Ben Endress	6-1	225	Sr.
	18	Kyle Pope	6-1	243	R-Jr.
LB	5	Michael Carlisle	6-0	231	R-Sr.
	47	Dawson Wells	6-0	210	Jr.
CB	2	Jermaine Hough	5-9	180	Jr.
	10	LaKendrick James	5-7	177	R-Fr.
FS	26	Santavious Oden	6-2	200	R-Jr.
	35	Jeremy Harrison	6-2	198	R-Sr.
SS	31	DeBarrius Miller	5-10	183	Jr.
	4	Folo Johnson	6-0	190	R-Jr.
CB	1	Rashod Byers	5-8	180	Sr.
	11	Jaylen Hill	6-0	175	R-So.

SPECIAL TEAMS

PK	98	Connor Rouleau	6-0	225	R-Jr.
P	19	Hamish MacInnes	6-1	183	Jr.
LS	59	Andrew Dean	5-11	220	R-Sr.
HO	19	Hamish MacInnes	6-1	183	Jr.
KR	4	Telvin Brown	5-8	165	Jr.
PR	4	Telvin Brown	5-8	165	Jr.

Returning Starters in Bold

Key Losses

K	Griffin Thomas	All-American; 24-of-32 FGs, 62-of-63 PATs, 134 pts.
DB	Brandon Bender	101 tackles, 3.0 TFL, 5 PBU, 3 FF
DB	Pierre Warren	76 tackles, 5 INTs, 12 PBU, 1 FF, 3 FR
LB	Rashad Smith	69 tackles, 8.0 TFL, 4.0 sacks, 3 QBH, 1 FF

PLAYERS TO WATCH

DaMARCUS JAMES

Senior • Running Back
5-10 • 220 • Demopolis, Ala.

Preseason OVC Offensive Player of the Year...Is one of 20 players nationally on the Preseason Walter Payton Award Watch List...In 2013 James set the OVC record by rushing for 29 touchdowns, which ranked second nationally; he rushed for a touchdown in each of the final 12 games of the season (a school record)...Finished the season with 1,477 rushing yards on 292 yards to set the JSU single-season record...Had a season-high 206 rushing yards against Southeast Missouri...Rushed for three touchdowns in a game five times; had a career-best five rushing scores against Austin Peay on Nov. 2...Has 35 career touchdowns entering the 2014 season.



ELI JENKINS

Sophomore • Quarterback
6-3 • 200 • Birmingham, Ala.

Preseason All-OVC selection...Had to the OVC All-Newcomer Team after a standout redshirt freshman season in 2013...Split time at quarterback early in the year before taking over after an injury to Max Shortell...Rushed for 120 yards and three touchdowns in a win over Eastern Kentucky on Nov. 9...Put together three standout performances during the FCS Playoffs, combining for 330 rushing yards and a touchdown and passing for 362 yards and three scores in leading the Gamecocks to the quarterfinals.



TEAM NOTES

- Jacksonville State has ranked in the Top 13 nationally in attendance over the last four years as the Gamecocks more than 385,000 fans have seen the Gamecocks play during that span. Last year, JSU ranked ninth nationally with an average of 15,814 fans in seven home games. JSU ranked 13th in 2012, was 12th in 2011 and ranked seventh nationally in 2010 with an average of 17,330 fans per game. The high attendance for 2013 was 20,834 that saw the Gamecocks top North Alabama in double overtime on Sept. 14.

- Jax State has posted a 64-23 record against other OVC schools since joining the league in 2003. As a matter of fact, JSU has the highest home winning percentage and the most wins in the OVC since joining the league in 2003 in home games.

- In 2013, the Gamecocks advanced to the NCAA Quarterfinals and posted an 11-4 overall record and a No. 10 final ranking in The Sports Network football poll. JSU also set 49 school records, 13 OVC records and three NCAA records during the 2013 season.

- Burgess-Snow Field at JSU Stadium, home of the Gamecocks since 1947, finished an 18-month, \$47 million expansion that pushed the capacity to 24,000 prior to the 2010 season. The facility consists of seven stories, with the bottom four floors dedicated to nearly 400 dorm beds. The top three floors include 33 luxury skyboxes, a press area, coaches booths, radio and television broadcast facilities and a game management booth.

- Since JSU Stadium opened in 1946, Jacksonville State has posted an incredible 252-98-8 record at home. Since joining the Ohio Valley Conference in 2003, the Gamecocks are 43-14 for a 75.4 winning percentage and is 33-10 in OVC games during that span.

NUMERICAL ROSTER

No.	Name	Pos.	Ht.	Wt.	Yr.	Hometown (Last School)
1	Rashod Byers	CB	5-8	180	Sr.	Jacksonville, Fla. (First Coast HS)
1	Markis Merrill	WR	6-1	205	Jr.	St. Augustine, Fla. (St. Augustine HS)
2	Jermaine Hough	CB	5-9	180	Jr.	Lovejoy, Ga. (Lovejoy HS)
3	Dalton Etheridge	QB	5-11	190	Fr.	Jonesboro, Ga. (Eagles Landing Christian)
3	Omari Jones	LB	6-2	230	R-Sr.	Jonesboro, Ga. (Georgia Southern)
4	Telvin Brown	WR	5-8	165	Jr.	Carrollton, Ga. (Carrollton HS)
4	Folo Johnson	SAF	6-0	190	R-Jr.	Dallas, Ga. (East Paulding HS)
5	Michael Carlisle	LB	6-0	231	R-Sr.	Jonesboro, Ga. (Arizona Western College)
5	Christian LeMay	QB	6-2	200	Jr.	Matthews, N.C. (Georgia)
6	J.D. Williams	WR	5-8	171	Jr.	Goodwater, Ala. (Clay County HS)
7	Eli Jenkins	QB	6-3	200	R-So.	Birmingham, Ala. (Parker HS)
7	Harris Gaston	OLB	6-1	235	Sr.	Birmingham, Ala. (Auburn University)
8	Bo Brummel	TE	6-3	242	Jr.	Arlington, Wash. (Butte JUCO)
9	Anthony Johnson	WR	6-4	200	So.	Maplesville, Ala. (Maplesville HS)
10	LaKendrick James	DB	5-7	177	R-Fr.	Jackson, Ala. (Jackson HS)
11	Jaylen Hill	CB	6-0	175	R-So.	Marietta, Ga. (Marietta HS)
11	Max Shortell	QB	6-6	240	Sr.	Shawnee Mission, Kan. (Minnesota)
12	Josh Barge	WR	6-1	178	R-So.	Carrollton, Ga. (Carrollton HS)
13	Calen Campbell	RB	5-9	180	R-Fr.	Hoover, Ala. (Hoover HS)
14	Kyle West	QB	6-0	192	R-Jr.	St. Augustine, Fla. (St. Augustine HS)
14	Bryant Mitchell	CB	5-10	170	R-Jr.	Mobile, Ala. (Satsuma HS)
15	Ruben Gonzalez	WR	6-3	200	R-Jr.	Tampa, Fla. (Univ. of South Florida)
16	Dalton Screws	WR	5-11	180	R-So.	Anniston, Ala. (Wellborn HS)
17	Tre Garland	LB	6-3	218	R-Fr.	Thomasville, Ga. (Thomasville HS)
18	Kyle Pope	LB	6-1	243	R-Jr.	Sylacauga, Ala. (Sylacauga HS)
19	Hamish MacInnes	P	6-1	183	Jr.	Victoria, Australia (Ballarat Grammar School)
20	Jarren Johnson	WR	6-0	200	So.	Jackson, Ala. (Jackson HS)
21	Miles Jones	RB	5-10	205	Jr.	Acworth, Ga. (Allatoona HS)
22	Jakoby Aldridge	ATH	5-7	160	Fr.	Sweet Water, Ala. (Sweet Water HS)
23	Reggie Hall	RB	6-2	193	Fr.	Opelika, Ala. (Opelika HS)
24	Troymaine Pope	RB	5-10	207	Jr.	Anniston, Ala. (Anniston HS)
25	E.J. Moss	LB	6-3	230	Fr.	Ashville, Ala. (Ashville HS)
26	Santavious Oden	OLB	6-2	200	R-Jr.	Childersburg, Ala. (Childersburg HS)
27	Jojo Wynn	RB	5-9	207	R-So.	Darien, Ga. (Arkansas)
28	Siran Neal	SAF	6-1	185	R-Fr.	Eufaula, Ala. (Eufaula HS)
29	JaJuan Lee	OLB	6-1	205	Jr.	Montgomery, Ala. (Jeff Davis HS)
31	DeBarrius Miller	DB	5-10	183	Jr.	Fort Valley, Ga. (Southern Miss)
32	DaMarcus James	RB	5-10	220	Sr.	Demopolis, Ala. (Demopolis HS)
34	Michael Davis	DB	6-0	210	R-Fr.	Geraldine, Ala. (Geraldine HS)
35	Jeremy Harrison	SAF	6-2	198	R-Sr.	Selma, Ala. (Selma HS)
36	Lawon Debardelaben	DB	5-8	168	Jr.	Prattville, Ala. (Northwest (Miss) CC)
39	Cantrell McKinley	SAF	6-0	207	Sr.	Texasarkana, Texas (Kentucky)
40	Darius Jackson	LB	6-2	220	R-Fr.	Bessemer, Ala. (McAdory HS)
41	Dalton Campbell	LB	6-2	220	Fr.	Vestavia Hills, Ala. (Vestavia Hills HS)
42	Quantavise Stoudemire	LB	6-1	230	Fr.	Opp, Ala. (Opp HS)
43	Jarrett Brown	SAF	5-11	200	Fr.	Birmingham, Ala. (McAdory HS)
44	LaMichael Fanning	DE	6-7	270	R-Jr.	Hamilton, Ga. (Alabama)
46	Darius Stephens	TE	5-11	240	Sr.	Hiram, Ga. (Hiram HS)
47	Dawson Wells	LB	6-0	210	Jr.	Ocean Springs, Miss. (Miss. Gulf Coast CC)
48	Ben Endress	LB	6-1	225	Sr.	Ashland, Ala. (Clay County HS)
50	Casey Dunn	OL	6-3	285	So.	Trussville, Ala. (Hewitt-Trussville HS)
51	Austin Mansell	LB	6-1	237	Fr.	Jasper, Ala. (Walker HS)
52	Chad Sharp	LS	6-0	210	R-Jr.	Gadsden, Ala. (Westbrook Christian)
55	Dustin Gayton	OLB	6-3	240	Sr.	Cumming, Ga. (West Forsyth HS)
58	Nick Johnson	OL	6-2	280	R-So.	Dadeville, Ala. (Dadeville HS)
59	Andrew Dean	LS	5-11	220	R-Sr.	Atlanta, Ga. (Whitewater HS)
61	Thomas Stinson	OL	6-3	301	Fr.	Enterprise, Ala. (Enterprise HS)
62	Max Holcombe	OL	6-3	290	Sr.	Tuscaloosa, Ala. (Hillcrest HS)
63	Adam Wright	OL	6-4	290	R-Jr.	Centerpoint, Ala. (Clay-Chalkville HS)
64	Ryan Childers	OL	6-1	265	Fr.	Vestavia, Ala. (Vestavia HS)
65	Casey Hunt	OL	6-4	285	R-Fr.	Oneonta, Ala. (Oneonta HS)
68	Austin Bell	OL	6-4	315	Fr.	Enterprise, Ala. (Enterprise HS)
69	Justin Lea	OL	6-4	275	R-Fr.	Henagar, Ala. (Ider HS)
70	Tyler Johnson	OL	6-4	315	Fr.	Glencoe, Ala. (Glencoe HS)
71	Jordan Cagle	OL	6-3	270	Fr.	Mobile, Ala. (Mobile Christian)
72	Blake Burks	OL	6-1	318	Sr.	Hoover, Ala. (Hoover HS)
73	Tyler Swindle	OL	6-5	298	Fr.	Hayden, Ala. (Hayden HS)
74	Terrence Pendleton	DL	6-3	330	Sr.	Athens, Ala. (Tanner HS)
75	Kyron Samuels	OL	6-2	230	Jr.	Fairhope, Ala. (East Central (Miss.) CC)
77	Dylan Cline	OL	6-3	270	R-Fr.	McCalla, Ala. (McAdory HS)
78	Tyler Scozzaro	OL	6-2	290	R-Fr.	Bessemer, Ala. (Bessemer Academy)
79	Dylan Gibson	OL	6-6	290	Fr.	Muscle Shoals, Ala. (Muscle Shoals HS)
80	Luke Smith	TE	6-4	240	Jr.	Fort Myers, Fla. (South Fort Myers HS)
81	Davis Carrandi	WR	6-0	195	Fr.	Jonesboro, Ga. (Eagles Landing Christian)
82	Earl Calloway	WR	6-1	185	So.	Tallahassee, Fla. (Godby HS)
83	Brandon Wilson	WR	6-1	179	R-Fr.	Birmingham, Ala. (Parker HS)
85	Spencer Goffigan	WR	6-3	215	R-Jr.	Myrtle Beach, S.C. (Conway HS)
86	Kameron Wood	DE	6-3	260	R-So.	Birmingham, Ala. (Ole Miss)
88	Nate Craft	WR	6-1	200	Fr.	Brookwood, Ala. (Enterprise HS)
89	Ty Anderson	TE	6-3	210	So.	Cumming, Ga. (West Forsyth HS)
90	Chris Landrum	DL	6-3	250	R-Jr.	Sweet Water, Ala. (Auburn University)
91	Chad Coleman	DL	6-2	285	R-Sr.	Harker Heights, Texas (Harker Heights HS)
92	Devaunte Sigler	DL	6-4	292	Jr.	Mobile, Ala. (Auburn University)
94	Martez House	DL	6-2	280	R-Jr.	Crestview, Fla. (Crestview HS)
96	Montavious Skelton	DL	6-2	260	R-Sr.	Thomaston, Ga. (Upson-Lee HS)
97	Cade Stinnett	PK	6-0	223	Fr.	Enterprise, Ala. (Enterprise HS)
98	Connor Rouleau	PK	6-0	225	R-Fr.	Suwanee, Ga. (Peachtree Ridge HS)
99	Caleb Lawrence	DL	6-0	300	Sr.	Opelika, Ala. (Opelika HS)

ALPHABETICAL ROSTER

No.	Name	Pos.	Yr.
22	Jakoby Aldridge	ATH	Fr.
89	Ty Anderson	TE	So.
12	Josh Barge	WR	R-So.
68	Austin Bell	OL	Fr.
43	Jarrett Brown	SAF	Fr.
4	Telvin Brown	WR	Jr.
8	Bo Brummel	TE	Jr.
72	Blake Burks	OL	Sr.
1	Rashod Byers	CB	Sr.
71	Jordan Cagle	OL	Fr.
82	Earl Calloway	WR	So.
13	Calen Campbell	RB	R-Fr.
41	Dalton Campbell	LB	Fr.
5	Michael Carlisle	LB	R-Sr.
81	Davis Carrandi	WR	Fr.
64	Ryan Childers	OL	Fr.
77	Dylan Cline	OL	R-Fr.
91	Chad Coleman	DL	R-Sr.
88	Nate Craft	WR	Fr.
34	Michael Davis	DB	R-Fr.
59	Andrew Dean	LS	R-Sr.
36	Lawon Debardelaben	DB	Jr.
50	Casey Dunn	OL	So.
48	Ben Endress	LB	Sr.
3	Dalton Etheridge	QB	Fr.
44	LeMichael Fanning	DE	R-Jr.
17	Tre Garland	LB	R-Fr.
7	Harris Gaston	OLB	Sr.
55	Dustin Gayton	OLB	Sr.
79	Dylan Gibson	OL	Fr.
85	Spencer Goffigan	WR	R-Jr.
15	Ruben Gonzalez	WR	R-Jr.
23	Reggie Hall	RB	Fr.
35	Jeremy Harrison	SAF	R-Sr.
11	Jaylen Hill	CB	R-So.
62	Max Holcombe	OL	Sr.
2	Jermaine Hough	CB	Jr.
94	Martez House	DL	R-Jr.
65	Casey Hunt	OL	R-Fr.
40	Darius Jackson	LB	R-Fr.
32	DaMarcus James	RB	Sr.
10	LaKendrick James	DB	R-Fr.
7	Eli Jenkins	QB	R-So.
9	Anthony Johnson	WR	So.
4	Folo Johnson	SAF	R-Jr.
20	Jarren Johnson	WR	So.
58	Nick Johnson	OL	R-So.
70	Tyler Johnson	OL	Fr.
21	Miles Jones	RB	Jr.
3	Omari Jones	LB	R-Sr.
90	Chris Landrum	DL	R-Jr.
99	Caleb Lawrence	DL	Sr.
69	Justin Lea	OL	R-Fr.
29	JaJuan Lee	OLB	Jr.
5	Christian LeMay	QB	Jr.
19	Hamish MacInnes	P	Jr.
51	Austin Mansell	LB	Fr.
39	Cantrell McKinley	SAF	Sr.
1	Markis Merrill	WR	Jr.
31	DeBarrius Miller	DB	Jr.
14	Bryant Mitchell	CB	R-Jr.
25	E.J. Moss	LB	Fr.
28	Siran Neal	SAF	R-Fr.
26	Santavious Oden	OLB	R-Jr.
74	Terrence Pendleton	DL	Sr.
18	Kyle Pope	LB	R-Jr.
24	Troymaine Pope	RB	Jr.
98	Connor Rouleau	PK	R-Fr.
75	Kyron Samuels	OL	Jr.
78	Tyler Scozzaro	OL	R-Fr.
16	Dalton Screws	WR	R-So.
52	Chad Sharp	LS	R-Jr.
11	Max Shortell	QB	Sr.
92	Devaunte Sigler	DL	Jr.
96	Montavious Skelton	DL	R-Sr.
80	Luke Smith	TE	Jr.
46	Darius Stephens	TE	Sr.
97	Cade Stinnett	PK	Fr.
61	Thomas Stinson	OL	Fr.
42	Quantavise Stoudemire	LB	Fr.
73	Tyler Swindle	OL	Fr.
47	Dawson Wells	LB	Jr.
14	Kyle West	QB	R-Jr.
6	J.D. Williams	WR	Jr.
83	Brandon Wilson	WR	R-Fr.
86	Kameron Wood	DE	R-So.
63	Adam Wright	OL	R-Jr.
27	Jojo Wynn	RB	R-So.



After serving as the team's offensive coordinator in 2013, Grass was named Jacksonville State head coach on January 21. Grass graduated from Jacksonville State in 1990.

JOHN GRASS

HEAD COACH

1ST SEASON

0-0 CAREER RECORD

Birthdate: February 28, 1968
Hometown: Ashville, Alabama
College: Jacksonville State, 1990 (Physical Education)
Family: Wife - Jada
 Children - Jud, Jules, Jace

Career Record

<u>Year</u>	<u>School</u>	<u>Overall</u>	<u>Conf. (Finish)</u>
First season			

CAREER HIGHLIGHTS

- Grass was named Jacksonville State's Offensive Coordinator prior to the 2013 season. During that season he helped orchestrate an offense that get numerous school, OVC and national records on its way to a 11-4 overall record, FCS quarterfinals berth and a No. 10 final national record. That marked the highest finish in the poll for the program during its Division I Era.
- During the 2013 season the Gamecocks amassed 6,637 yards of total offense (1,755 more yards than the previous school record) and scored 528 points (107 more than the old record). The team also set a new record with 65 touchdowns, including 48 rushing scores which set the OVC all-time record (breaking a record that had stood since 1959).
- In 2013 running back DaMarcus James rushed for 1,477 yards and a school record 29 touchdowns. He also set the JSU and OVC record with five rushing touchdowns in a game against JSU.
- Grass joined the JSU staff after coaching at the high school level for over 17 years and compiling a 122-61 career record.
- Grass served as head coach at Oxford High School (2008-12), posting five-straight winning records, a 41-16 overall record and the school's first-ever appearance in the Alabama 6A State Semifinals.
- Was named the Alabama 6A Coach of the Year in 2007 after leading Spain Park High School to the state championship game.
- Also was the head coach at Moody High School (2003-05), Albertville High (2002-03), Ashville High School (1995-99).

ASSISTANT COACHES

- Co-Defensive Coordinator/Inside LB's:** David Blackwell
 Alma Mater: East Carolina, 1997 (1st season)
- Co-Defensive Coordinator/Safeties:** Brandon Hall
 Alma Mater: Oklahoma, 2000 (1st season)
- Offensive Line:** Trey Clark
 Alma Mater: South Alabama, 2012 (1st season)
- Defensive Line:** Todd Bates
 Alma Mater: Alabama, 2005 (1st season)
- Running Backs:** Jimmy Ogle
 Alma Mater: Tennessee, 1999 (15th season)
- Cornerbacks/Special Teams:** Aashon Larkins
 Alma Mater: Lehigh, 2003 (1st season)
- Outside Linebackers:** Nick Gentry
 Alma Mater: Alabama, 2012 (1st season)
- Tight Ends/Recruiting Coordinator:** J.R. Sandlin
 Alma Mater: UCF, 2009 (1st season)
- Quarterbacks:** Larry Smith
 Alma Mater: Vanderbilt, 2011 (1st season)
- Wide Receivers/Asst. Special Teams:** Nick Williams
 Alma Mater: Alabama, 2012 (1st season)

2013 TEAM STATISTICS

	<u>JSU</u>	<u>Opponent</u>				
SCORING	528	354				
Points Per Game	35.2	23.6				
FIRST DOWNS	342	319				
Rushing	187	158				
Passing	133	128				
Penalty	22	33				
RUSHING YARDAGE	3604	2965				
Yards Gained Rushing	4031	3543				
Yards Lost Rushing	427	578				
Rushing Attempts	758	684				
Average Per Rush	4.8	4.3				
Average Per Game	240.3	197.7				
TDs Rushing	48	19				
PASSING YARDAGE	3033	2757				
Comp-Att-Int	231-397-11	229-480-14				
Average Per Pass	7.6	5.7				
Average Per Catch	13.1	12.0				
Average Per Game	202.2	183.8				
TDs Passing	13	22				
TOTAL OFFENSE	6637	5722				
Total Plays	1155	1164				
Average Per Play	5.7	4.9				
Average Per Game	442.5	381.5				
TIME OF POSSESSION/GAME	28:53	31:07				
3RD DOWN CONVERSIONS	92/235	82/245				
3rd-Down Pct.	39%	33%				
4TH DOWN CONVERSIONS	15/27	19/33				
4th-Down Pct.	56%	58%				
RED-ZONE SCORES	62-70 (89%)	43-59 (73%)				
RED-ZONE TOUCHDOWNS	45-70 (64%)	29-59 (49%)				
PAT-ATTEMPTS	62-63 (98%)	38-40 (95%)				
ATTENDANCE	110,695	70,078				
Games/Avg. Per Game	7/15,814	8/8,760				
Neutral Site Games	-	0/0				
<u>SCORE BY QUARTERS</u>	<u>1st</u>	<u>2nd</u>	<u>3rd</u>	<u>4th</u>	<u>OT</u>	<u>Total</u>
Jacksonville State	115	186	136	72	19	528
Opponents	91	65	61	126	11	354

2013 INDIVIDUAL STATISTICS

RUSHING	<u>G</u>	<u>Att.</u>	<u>Yds.</u>	<u>Avg.</u>	<u>TD</u>	<u>Yds./G</u>
DaMarcus James	15	292	1477	5.1	29	98.5
Eli Jenkins	14	137	953	7.0	8	68.1
Troymaine Pope	14	145	633	4.4	8	45.2
Miles Jones	13	97	428	4.4	2	32.9
Telvin Brown	14	18	125	6.9	1	8.9
PASSING	<u>G</u>	<u>Cmp.-Att.</u>	<u>Pct.</u>	<u>Yds.</u>	<u>TD/Int.</u>	<u>Avg.</u>
Max Shortell	10	114-200	57.0	1608	6/7	160.8
Eli Jenkins	14	74-124	59.7	887	3/2	63.4
Kyle West	8	39-65	60.0	446	2/2	55.8
RECEIVING	<u>G</u>	<u>No.</u>	<u>Yds.</u>	<u>Avg.</u>	<u>TD</u>	<u>Yds./G</u>
Josh Barge	15	58	885	15.3	2	59.0
Anthony Johnson	15	35	416	11.9	4	27.7
Telvin Brown	14	34	441	13.0	2	31.5
Markis Merrill	7	24	363	15.1	2	51.9
Spencer Goffigan	15	16	205	12.8	1	13.7
SCORING	<u>G</u>	<u>TD</u>	<u>XPt.</u>	<u>FG</u>	<u>Pts.</u>	<u>Pts./G</u>
DaMarcus James	15	29	-	-	174	11.6
Griffin Thomas	15	-	62-63	24-32	134	8.9
Troymaine Pope	14	8	-	-	48	3.4
Eli Jenkins	14	8	-	-	48	3.4
Anthony Johnson	15	4	-	-	24	1.6
TACKLES	<u>G</u>	<u>Solo</u>	<u>Asst.</u>	<u>Total</u>	<u>TFL</u>	<u>Sacks</u>
Brandon Bender	14	68	33	101	3.0	0
Pierre Warren	15	51	25	76	1.0	0
Rashad Smith	14	47	22	69	8.0	4.0
Ketric Wolf	15	42	26	68	4.5	2.5
Robert Gray	15	40	27	67	8.0	4.5
INTERCEPTIONS	<u>G</u>	<u>No.</u>	<u>Yds.</u>	<u>Avg.</u>	<u>TD</u>	<u>PBU</u>
Pierre Warren	15	5	105	21.0	1	12
Robert Gray	15	2	26	13.0	0	3
Brenton Tolson	15	2	8	4.0	0	1

Returning Players in Bold

2013 SCHEDULE AND RESULTS

<u>Date</u>	<u>Opponent</u>	<u>Result</u>	<u>Attendance</u>
8/31	at Alabama State	W, 24-22	20,703
9/7	Jacksonville University	W, 48-13	17,592
9/14	North Alabama	W, 24-21 (2OT)	20,834
9/21	at Georgia State	W, 32-26 (OT)	15,425
9/28	Murray State*	L, 35-34 (OT)	14,382
10/5	at #22 UT Martin*	W, 41-27	4,981
10/12	#23 Tennessee State*	L, 31-15	19,092
10/26	at Tennessee Tech*	W, 34-14	8,953
11/2	at Austin Peay*	W, 42-10	4,010
11/9	Eastern Kentucky*	W, 68-10	16,876
11/16	at #2 Eastern Illinois*	L, 52-14	6,693
11/23	Southeast Missouri*	W, 42-34	12,927
11/30	#16 Samford #	W, 55-14	8,992
12/7	at #6 McNeese State #	W, 31-10	5,036
12/14	at #3 Eastern Washington #	L, 35-24	4,277

* - Ohio Valley Conference Contest # - FCS Playoff Game
Home Games in Bold



TEAM RECORDS

INDIVIDUAL RUSHING

Most Attempts

Game: 39 - Boyce Callahan vs. Livingston (1972)
Season: 292 - DaMarcus James (2013)
Career: 800 - Boyce Callahan (1970-73)

Most Yards

Game: 298 - Kory Chapman vs. UT Martin (2003)
Season: 1,477 - DaMarcus James (2013)
Career: 4,237 - Boyce Callahan (1970-73)

INDIVIDUAL PASSING

Most Attempts

Game: 53 - Reggie Stencil vs. Stephen F. Austin (1999)
Season: 418 - Montressa Kirby (1997)
Career: 1,027 - Ed Lett (1979-82)

Most Completions

Game: 30 - Marques Ivory vs. Eastern Ky. (2010)
Season: 218 - Montressa Kirby (1987)
Career: 563 - Ed Lett (1979-82)

Most Yards

Game: 444 - Marques Ivory vs. Eastern Ky. (2010)
Season: 2,817 - Montressa Kirby (1997)
Career: 7,145 - Ed Lett (1979-82)

INDIVIDUAL RECEIVING

Most Receptions

Game: 14 - Donald Young vs. North Alabama (1978)
Season: 62 - Ronald Bonner (1997)
Career: 178 - Joey Hamilton (1996-99)

Most Receiving Yards

Game: 247 - Ronald Bonner vs. Northwestern St. (1997)
Season: 1,010 - Ronald Bonner (1997)
Career: 2,903 - Joey Hamilton (1996-99)

YEAR-BY-YEAR RESULTS

YEAR	ALL	OVC	COACH	YEAR	ALL	OVC	COACH
1904	1-4-0	--	C.A. Holton	1959	6-2-1	--	Don Salls
1905	1-1-0	--	C. A. Holton	1960	3-6-0	--	Don Salls
1906	No Games Played			1961	5-4-0	--	Don Salls
1907	No Games Played			1962	4-3-2	--	Don Salls
1908	4-3-0	--	Earl Wells	1963	4-4-1	--	Don Salls
1909	0-2-0	--	F.A. Harwood	1964	4-4-1	--	Don Salls
1910	1-3-2	--	G.W. Penton	1965	7-2-0	--	Jim Blevins
1911	3-2-1	--	Ben Harris	1966	8-2-0	--	Jim Blevins
1912	1-4-0	--	Ben Harris	1967	4-5-1	--	Jim Blevins
1913	5-2-1	--	Ben Harris	1968	3-6-0	--	Jim Blevins
1914	3-1-0	--	Ben Harris	1969	3-6-0	--	Charley Pell
1915	5-2-0	--	Ben Harris	1970	10-0-0	--	Charley Pell
1916	2-4-1	--	Ben Harris	1971	6-3-0	--	Charley Pell
1917	9-0-1	--	Ben Harris	1972	7-2-1	--	Charley Pell
1918	1-2-1	--	Ben Harris	1973	7-2-0	--	Charley Pell
1919	3-4-1	--	Ben Harris	1974	7-4-0	--	C. Mayfield
1920	7-1-1	--	J.W. Stephenson	1975	7-3-0	--	C. Mayfield
1921	5-2-2	--	J.W. Stephenson	1976	6-4-0	--	C. Mayfield
1922	4-4-0	--	C.C. Bush	1977	11-3-0	--	Jim Fuller
1923	3-2-1	--	C.C. Bush	1978	7-3-0	--	Jim Fuller
1924	6-3-0	--	C.C. Bush	1979	4-6-0	--	Jim Fuller
1925	1-6-0	--	Earl Wren	1980	8-3-0	--	Jim Fuller
1926	1-7-0	--	Al Clemmons	1981	8-3-0	--	Jim Fuller
1927	2-4-1	--	Al Clemmons	1982	10-2-0	--	Jim Fuller
1928	5-2-0	--	Al Clemmons	1983	6-5-0	--	Jim Fuller
1929	5-3-0	--	J.W. Stephenson	1984	4-5-1	--	Joe Hollis
1930	4-3-1	--	J.W. Stephenson	1985	3-6-1	--	Bill Burgess
1931	0-9-1	--	T.B. Shotts	1986	5-4-1	--	Bill Burgess
1932	2-3-1	--	T.B. Shotts	1987	5-4-1	--	Bill Burgess
1933	2-5-1	--	T.B. Shotts	1988	10-2-0	--	Bill Burgess
1934	5-4-0	--	T.B. Shotts	1989	13-1-0	--	Bill Burgess
1935	2-5-0	--	T.B. Shotts	1990	9-3-0	--	Bill Burgess
1936	1-3-1	--	T.B. Shotts	1991	12-1-0	--	Bill Burgess
1937	0-5-0	--	T.B. Shotts	1992	12-1-1	--	Bill Burgess
1938	1-6-1	--	C.C. Dillon	1993	3-7-0	--	Bill Burgess
1939	0-7-2	--	C.C. Dillon	1994	4-7-0	--	Bill Burgess
1940	3-5-0	--	Osmo Smith	1995	7-4	--	Bill Burgess
1941	No Games Played			1996	1-9	--	Bill Burgess
1942	No Games Played			1997	1-10	--	Mike Williams
1943	No Games Played			1998	7-4	--	Mike Williams
1944	No Games Played			1999	1-10	--	Mike Williams
1945	1-1-0	--	C.C. Dillon	2000	4-6	--	Jack Crowe
1946	3-5-1	--	Don Salls	2001	5-6	--	Jack Crowe
1947	9-0-0	--	Don Salls	2002	5-6	--	Jack Crowe
1948	8-1-1	--	Don Salls	2003	8-4	7-1	Jack Crowe
1949	6-3-0	--	Don Salls	2004	9-2	7-1	Jack Crowe
1950	6-2-1	--	Don Salls	2005	6-5	6-2	Jack Crowe
1951	3-3-2	--	Don Salls	2006	6-5	5-3	Jack Crowe
1952	3-6-0	--	Don Salls	2007	6-5	5-3	Jack Crowe
1953	3-5-1	--	Don Salls	2008	8-3	6-2	Jack Crowe
1954	7-2-1	--	Don Salls	2009	8-3	6-1	Jack Crowe
1955	10-1-0	--	Don Salls	2010	9-3	6-2	Jack Crowe
1956	5-3-0	--	Don Salls	2011	7-4	6-2	Jack Crowe
1957	4-4-0	--	Don Salls	2012	6-5	5-3	Jack Crowe
1958	5-4-0	--	Don Salls	2013	11-4	5-3	Bill Clark

OVC Championships (3)

2003, 2004, 2011*

* Co-Champions

NCAA FCS Playoff Appearances (4)

2003, 2004, 2010, 2013

ALL-TIME COACHES

Coach	Years	Overall Record	OVC Record	OVC Titles	Playoff Appearances
C.A. Holton	1904-05	2-5 (.286)	-	-	-
Milton Harper	1906	No Record	-	-	-
G.Z. Henderson	1906-07	No Record	-	-	-
Earl Wells	1908	4-3 (.571)	-	-	-
F.A. Harwood	1909	0-2 (.000)	-	-	-
Ernest Jones	1910	1-3-2 (.500)	-	-	-
Ben Harris	1911-19	29-13-8 (.656)	-	-	-
J.W. Stephenson	1920-21, 29-30	21-8-3 (.703)	-	-	-
C.C. Bush	1922-24	9-5 (.643)	-	-	-
Earl Wren	1925	1-6 (.143)	-	-	-
Al Clemmons	1926-28	8-13-1 (.386)	-	-	-
T.B. Shotts	1931-37	18-24-4 (.435)	-	-	-
C.C. Dillon	1938-39, 45	2-16-3 (.167)	-	-	-
Osmo Smith	1940	3-5 (.375)	-	-	-
Don Salls	1946-52, 54-64	95-57-11 (.647)	-	-	-
Ray Wedgeworth	1953	3-5-1 (.388)	-	-	-
Jim Blevins	1965-68	22-15-1 (.592)	-	-	-
Charley Pell	1969-73	33-13-1 (.713)	-	-	-
Clarkie Mayfield	1974-76	20-11 (.645)	-	-	-
Jim Fuller	1977-83	54-25-0 (.683)	-	-	-
Joe Hollis	1984	4-5-1 (.450)	-	-	-
Bill Burgess	1985-96	84-49-4 (.628)	-	-	-
Mike Williams	1997-99	9-17 (.364)	-	-	-
Jeff Richards	1999	1-5 (.166)	-	-	-
Jack Crowe	2000-12	87-57 (.604)	59-20 (.747)	3	3
Bill Clark	2013	11-4 (.733)	5-3 (.625)	0	1



After his playing days at JSU (1986-88), Eric Davis went on to play in the NFL (with San Francisco and Carolina) and played in Super Bowl XXIX.



Roy Stewart Stadium (16,800) - Opened in 1973.



MURRAY STATE RACERS



Dr. Bob Davies
President



Allen Ward
Athletics Director



John Brush
Football Contact



Chris Hatcher
Head Coach

2014 SCHEDULE

Aug. 28	Union (Ky.)	7:00 p.m.
	<i>First meeting</i>	
Sept. 6	at Louisville (TV: ESPN3)	6:00 p.m.
	<i>Louisville leads 12-6; Last Meeting: UofL won 21-9 (9/1/11)</i>	
Sept. 20	at Western Michigan	6:00 p.m.
	<i>First meeting</i>	
Sept. 27	Jacksonville State*	6:00 p.m.
	<i>Jax State leads 9-2; Last Meeting: MSU won 35-34 in OT (9/28/13)</i>	
Oct. 4	at Tennessee Tech*	7:00 p.m.
	<i>Tennessee Tech leads 41-37-1; Last Meeting: MSU won 35-24 (10/5/13)</i>	
Oct. 11	Southeast Missouri*	3:00 p.m.
	<i>Murray St. leads 38-9-1; Last Meeting: SEMO won 37-34 in 3OT (10/12/13)</i>	
Oct. 18	at Austin Peay* (TV: ESPN3)	6:00 p.m.
	<i>Murray State leads 34-13; Last Meeting: MSU won 31-3 (10/19/13)</i>	
Oct. 25	Kentucky Wesleyan	3:00 p.m.
	<i>Murray State leads 2-0; Last Meeting: MSU won 66-10 (9/3/09)</i>	
Nov. 1	UT Martin*	1:00 p.m.
	<i>Murray State leads 35-17-1; Last Meeting: UT Martin won 45-17 (11/2/13)</i>	
Nov. 8	at Eastern Illinois*	12:00 p.m.
	<i>Eastern Illinois leads 16-13; Last Meeting: EIU won 37-17 (11/9/13)</i>	
Nov. 15	at Eastern Kentucky*	12:00 p.m.
	<i>Eastern Ky. leads 43-26-4; Last Meeting: MSU won 34-27 in OT (11/23/13)</i>	
Nov. 22	Tennessee State*	1:00 p.m.
	<i>Murray State leads 13-12; Last Meeting: TSU won 17-10 (11/16/13)</i>	

* Denotes Ohio Valley Conference Matchup
Home Games in Bold HC - Homecoming
 All Times Central and Subject to Change

QUICK FACTS

Basic Information

Location:	Murray, Ky.
Enrollment:	10,558
Founded:	1922
Nickname:	Racers
Colors:	Navy and Gold
President:	Dr. Bob Davies
Athletic Director:	Allen Ward
Stadium (Capacity):	Roy Stewart Stadium (16,800)
Surface:	FieldTurf

Media Relations

Football Contact:	John Brush
Office Phone:	(270) 809-7044
Cell Phone:	(270) 293-0590
Fax:	(270) 809-6814
Email:	jbrush@murraystate.edu
Web site:	www.GoRacers.com
Press Box Phone:	(270) 809-6811

Team Information

Offense:	Spread
Defense:	3-4
Lettermen Returning/Lost:	30/34
Offensive Starters Returning:	7
Defensive Starters Returning:	6
Specialist Starters Returning:	0
2013 Record/OVC Record (Finish):	6-6/4-4 (5th/tie)
Postseason:	none

All-Time Record/OVC Record:	465-401-36 (.535)/216-223-9 (.492)
Joined OVC:	1948
OVC Championships (Last):	8 (2002)
NCAA FCS Playoff Appearances (Last):	5 (2002)

PRESEASON DEPTH CHART

OFFENSE

WR	81	Janawski Davis	5-7	155	Jr.
	25	Paul Rice	5-10	173	Jr.
WR	85	Jesse Blackburn	6-3	240	So.
	12	Mitch Stults	5-9	170	Sr.
OT	77	Drew Kelley	6-4	295	Jr.
	61	Brandon Jones	6-3	290	Jr.
OG	73	Robert Olive	6-3	280	Jr.
	75	Hunter Kingston	6-1	280	Jr.
C	53	Corey Gammon	6-2	265	Jr.
	59	Dylan Padilla	6-3	295	Jr.
OG	63	Zach Littlefield	6-4	275	Sr.
	79	Koty Hix	6-3	290	R-Fr.
OT	55	Kamalie Matthews	6-2	295	Jr.
	61	Brandon Jones	6-3	290	Jr.
QB	2	KD Humphries	6-3	205	R-So.
	14	Parks Frazier	6-3	210	Sr.
	8	CJ Bennett	6-0	200	Sr.
RB	5	Pokey Harris	5-10	165	Jr.
	6	Marcus Holliday	5-10	185	So.
WR	3	Jeremy Harness	5-8	171	Jr.
	82	Zach Shipley	5-10	170	R-Fr.
WR	86	Nevar Griffin	6-2	205	Jr.
	80	Kendarian Jennings	6-2	185	Jr.

DEFENSE

DE	58	Zach Dean	6-4	250	Jr.
	93	Greg Clark	6-2	327	Sr.
NT	90	Demetrius Mason	6-4	280	Jr.
	92	Troy Marshall	6-4	275	Fr.
DE	88	Felton Collins	6-4	252	Sr.
	41	David Howell	6-2	270	Jr.
LB	40	Travis Taylor	6-3	227	Sr.
	47	Doug McWhorter	6-2	233	Jr.
LB	7	Anthony Hayes	6-0	211	Sr.
	46	T-Ray Malone	6-2	218	Jr.
LB	45	Perry Cooper	6-3	230	Sr.
	51	Lamont Crittendon	5-10	208	R-Fr.
LB	32	Jonathan Jackson	5-11	211	So.
	48	St. Pierre Anilus	5-11	210	Fr.
CB	1	Shawn Samuels-Connell	5-10	200	Jr.
	34	D'Montre Wade	6-0	180	R-Fr.
FS	29	Ced Jones	6-0	192	R-Fr.
	26	Demetric Johnson	6-0	185	R-Fr.
SS	1	Shawn Samuels-Connell	5-10	200	Jr.
	15	DeQuinten Spraggins	6-2	185	Jr.
CB	4	Cadarious Sanders	6-0	189	Sr.
	35	Chris Allen	5-10	180	Sr.

SPECIAL TEAMS

PK	49	Carson Greifenkamp	6-0	170	Jr.
	37	Gavin Wilson	6-1	175	Fr.
P	60	Zach Bogard	6-0	190	R-Fr.
	65	Evan McCombs	5-10	160	Fr.
LS	45	Perry Cooper	6-3	230	Sr.
	58	Zach Dean	6-4	250	Jr.
HO	89	Carson Beyer	5-9	170	Sr.
	25	Paul Rice	5-10	173	Jr.
KR	81	Janawski Davis	5-7	155	Jr.
	3	Jeremy Harness	5-8	171	Jr.
PR	81	Janawski Davis	5-7	155	Jr.
	3	Jeremy Harness	5-8	171	Jr.

Returning Starters in Bold

Key Losses

WR	Walter Powell	<i>All-American; 66 catches, 837 yards, 13 TDs</i>
QB	Maikhail Miller	<i>219-of-327, 2,221 yards, 18 TDs, 5 rushing TDs</i>
RB	Jaamal Berry	<i>128 rushes, 668 yards, 5 TDs</i>
RB	Duane Brady	<i>87 rushes, 471 yards, 6 TDs</i>

PLAYERS TO WATCH

DREW KELLEY

Senior • Offensive Lineman
6-4 • 295 • Thompson Station's, Tenn.

Started all 12 games at left tackle...Helped the Racer offense average 398.6 yards of offense...Offense accumulated over 400 yards five times, including a season-best 637 yards against Campbellsville... Team rushed for over 200 yard four times, including a season-best 296 yards against Jacksonville State.



TRAVIS TAYLOR

Senior • Linebacker
6-3 • 227 • Vancleave, Miss.

Appeared in all 12 games, making eight starts...Finished the season with 59 tackles, 9.5 tackles-for-loss, 4.5 sacks, two forced fumbles and four quarterback hurries...Forced a fumble on the opening drive of the season against Missouri...Had eight tackles, three tackles-for-loss and a sack against Jacksonville State... Posted season-high nine tackles, two tackles-for-loss and forced a fumble against UT Martin...Recorded seven tackles, three tackles-for-loss and two sacks in a victory over Eastern Kentucky.



TEAM NOTES

• The Murray State coaching staff features five coaches who played collegiately at Valdosta State. Head Coach Chris Hatcher, offensive coordinator Mitch Stewart and wide receiver's coach Russ Callaway all played quarterback for the Blazers. Offensive line coach Shawn Bostick and Tackles/Tight Ends coach Gordon Steele were both centers at VSU.

• Murray State played a school record three overtime games in 2013. The Racers defeated Jacksonville State and Eastern Kentucky in overtime, while falling to SEMO in triple overtime. It marked the first time in school history the Racers defeated JSU and ECU in the same season.

• Head Coach Chris Hatcher is just the second head coach in Racer history to begin his career with four-straight non-losing seasons in OVC play. The only other coach to accomplish that was Houston Nutt from 1993-96.

• Murray State has not been shutout in nearly nine seasons. The last time the Racers were shutout was Sept. 24, 2005. The Racers have not been held to single digits in an OVC game since the 2009 season.

NUMERICAL ROSTER

No.	Name	Pos.	Ht.	Wt.	Yr.	Hometown (Last School)
1	Shawn Samuels-Connell	DB	5-10	200	Jr.	Bainbridge, Ga. (Marshall)
2	KD Humphries	QB	6-3	205	R-So.	Montgomery, Ala. (Jefferson Davis)
3	Jeremy Harness	WR	5-8	171	Jr.	Radcliffe, Ky. (John Hardin)
4	Cadarius Sanders	CB	6-0	189	Sr.	LaGrange, Ga. (South Carolina)
5	Pokey Harris	WR	5-10	165	Jr.	Winchester, Ky. (George Rogers Clark)
6	Marcus Holliday	RB	5-9	176	So.	Memphis, Tenn. (Fairley)
7	Anthony Hayes	LB	6-0	211	Sr.	Memphis, Tenn. (Memphis)
8	CJ Bennett	QB	6-0	200	Sr.	Tampa, Fla. (South Alabama)
12	Mitch Stults	WR	5-9	170	So.	Hamilton, Ala. (Hamilton)
13	Quincy Williams	DB	6-0	205	Fr.	Birmingham, Ala. (Wenonah)
14	Parks Frazier	QB	6-3	210	Sr.	Corinth, Miss. (Northeast Mississippi CC)
15	DeQuinten Spraggins	DB	6-2	185	Jr.	West Point, Miss. (Northeast Mississippi CC)
16	Jordon Gandy	WR	6-4	195	Fr.	Athens, Ala. (East Limestone)
17	DeQavius Walker	WR	6-1	180	Fr.	Macon, Ga. (Westside)
18	Hayden Spshire	QB	6-2	200	Fr.	Sugar Hill, Ga. (North Gwinnett)
19	Jalen Harrington	RB	6-2	245	Jr.	Louisville, Ky. (Louisville)
19	Houston Hartz	QB	6-2	195	Fr.	Owensboro, Ky. (Owensboro Catholic)
20	Roman Clay	RB	5-11	215	So.	Lancaster, Pa. (Kent State)
21	Bernard Thomas	CB	6-0	185	Jr.	Blue Springs, Mo. (Eastern Arizona College)
22	Dylan Boone	DB	5-11	187	Fr.	Murray, Ky. (Murray)
23	DeAndre Cooper	CB	5-10	170	Fr.	Brunswick, Ga. (Glynn Academy)
24	Deion Jackson	CB	5-10	160	Fr.	Mayfield, Ky. (Mayfield)
25	Paul Rice	WR	5-10	173	Jr.	St. Louis, Mo. (Gateway Tech)
26	Demetric Johnson	DB	6-0	185	R-Fr.	South Pittsburg, Tenn. (South Pittsburg)
27	Greg Willard	CB	5-9	170	Fr.	Decatur, Ala. (Austin)
28	Nick Taylor	WR	5-8	160	Fr.	Letohatchee, Ala. (Calhoun)
29	Cedric Jones	CB	6-0	192	R-Fr.	Memphis, Tenn. (East)
29	Zach Katzman	RB	5-8	175	R-Fr.	Mayfield, Ky. (Graves County)
30	Phillip Booker	DB	6-0	165	R-Fr.	Nashville, Tenn. (Nashville Christian School)
31	Lance Poole	CB	6-0	175	Jr.	Moorpark, Calif. (College of the Canyons)
32	Jonathan Jackson	LB	5-11	211	So.	Mayfield, Ky. (Mayfield)
33	Ethon Felton	LB	6-0	195	Fr.	Muschle Shoals, Ala. (Muscle Shoals)
34	D'Montre Wade	DB	6-0	180	R-Fr.	Brentwood, Ky. (Brentwood Academy)
35	Chris Allen	CB	5-10	180	Sr.	Memphis, Tenn. (Memphis)
36	Garian Bradley	RB	6-0	235	Fr.	Bessemer, Ala. (McAdory)
37	Gavin Wilson	K	6-1	175	Fr.	Thomasville, Ga. (Thomas County Central)
38	Mike Martz	DB	6-1	185	R-Fr.	Aviston, Ill. (Mater Dei)
39	Jordan Troutman	RB	5-10	205	Fr.	Paducah, Ky. (McCracken County)
40	Travis Taylor	LB	6-3	227	Sr.	Vancleave, Miss. (Mississippi Gulf Coast CC)
41	David Howell	DL	6-2	270	Jr.	Ocean Springs, Miss. (Miss. Gulf Coast CC)
42	William Higginson	CB	5-10	183	Jr.	Mayfield, Ky. (Mayfield)
43	Cody Therrell	CB	6-2	170	So.	Murray, Ky. (Murray)
44	Claiborne Holmes	DB	6-1	185	Fr.	Louisville, Ky. (Jireh Prep)
44	John Morris	WR	5-10	165	R-Fr.	Nashville, Tenn. (Hillsboro)
45	Perry Cooper	LB	6-3	230	Sr.	The Woodlands, Texas (UNLV)
46	T-Ray Malone	LB	6-2	218	Jr.	Smyrna, Tenn. (Smyrna)
47	Doug McWhorter	DE	6-2	233	Jr.	Memphis, Tenn. (Ridgeway)
48	St. Pierre Anilus	LB	5-11	210	Fr.	Key West, Fla. (Georgia Military College)
49	Carson Greifenkamp	K	6-0	170	Jr.	Murray, Ky. (Murray)
50	Tyler Hall	LS	6-2	230	Fr.	Mayfield, Ky. (Mayfield)
51	Lamont Crittendon	LB	5-10	208	R-Fr.	Decatur, Ala. (Austin)
52	Joey Cicoria	LB	6-1	230	Jr.	Valencia, Calif. (College of the Canyons)
53	Corey Gammon	OL	6-2	265	Jr.	Memphis, Tenn. (East)
54	Reid Lucas	LB	5-11	185	Fr.	Park Hills, Mo. (Central)
55	Kamalie Matthews	OL	6-2	295	Sr.	Lithona, Ga. (Hutchinson Community College)
56	Arbre Jones	OL	6-6	310	R-Fr.	Memphis, Tenn. (University School)
57	Korey Mosley	LB	5-11	185	So.	Park Hills, Mo. (Central)
58	Zach Dean	DE	6-4	250	Jr.	Salem, Ala. (Central)
59	Dylan Padilla	OL	6-3	295	Jr.	Los Angeles, Calif. (Los Angeles Valley College)
60	Zach Bogard	P	6-0	190	R-Fr.	Brandenburg, Ky. (Meade County)
61	Brandon Jones	OL	6-3	290	Jr.	Memphis, Tenn. (Itawamba Community College)
62	Trevor Glover	LS	6-3	250	Fr.	Gordonsville, Tenn. (Gordonsville)
63	Zach Littlefield	OL	6-4	275	Sr.	Buckner, Ky. (Oldham County)
64	Tyler Stepney	LB	5-11	215	Fr.	Memphis, Tenn. (East)
65	Evan McCombs	K	5-10	160	Fr.	Mayfield, Ky. (Graves County)
66	Bill Rose	K	6-0	165	R-So.	Lawrenceburg, Ky. (Anderson County)
68	John Welsh	DB	5-10	165	Fr.	Paducah, Ky. (McCracken County)
73	Robert Olive	OL	6-3	280	Jr.	Murray, Ky. (Murray)
75	Hunter Kingston	OL	6-1	280	Jr.	Mayfield, Ky. (Mayfield)
77	Drew Kelley	OL	6-4	295	Sr.	Thompson's Station, Tenn. (Independence)
78	Joe Irby	OL	6-4	315	Fr.	Nashville, Tenn. (Franklin Road Academy)
79	Koty Hix	OL	6-3	290	R-Fr.	Fort Campbell, Ky. (Fort Campbell)
80	Kendarian Jennings	WR	6-2	185	Jr.	Memphis, Tenn. (Christian Brothers)
81	Janawski Davis	WR	5-7	150	Jr.	Eight Mile, Ala. (Blount)
82	Zach Shipley	WR	5-10	170	R-Fr.	Shelbyville, Ky. (Shelby County)
83	Grant Lowrance	WR	6-1	160	Fr.	McKenzie, Tenn. (McKenzie)
84	Jordan Brown	WR	5-8	155	R-Fr.	Mayfield, Ky. (Mayfield)
85	Jesse Blackburn	WR	6-3	240	So.	Gardendale, Ala. (Gardendale)
86	Nevan Griffin	WR	6-2	205	Sr.	St. Louis, Mo. (McCluer North)
87	Marqavius King	WR	5-9	170	R-Fr.	Abbeville, Ala. (Abbeville)
88	Felton Collins	DE	6-4	252	Sr.	Laurel, Miss. (Jones County Junior College)
89	Carson Beyer	WR	5-9	181	Sr.	Paducah, Ky. (Lone Oak)
90	Demetrius Mason	DT	6-4	280	Jr.	Cincinnati, Ohio (Iowa Central)
91	Bishop Woods	DL	6-4	275	Fr.	Duluth, Ga. (Peachtree Ridge)
92	Troy Marshall	DL	6-4	275	Fr.	Chelsea, Ala. (Chelsea)
93	Greg Clark	DL	6-2	327	Sr.	Warner Robins, Ga. (Tennessee)
97	Warren Conway	DE	6-3	240	Sr.	Gulfport Miss. (Miss. Gulf Coast CC)
98	Thomas Chapman	DT	6-4	301	So.	Louisville, Ky. (Kentucky)
99	Jerrold Frazier	DT	6-1	270	Jr.	Memphis, Tenn. (Middle Tennessee)
	Jamaine Brooks	DL	6-4	330	Sr.	Miami, Fla. (Louisville)

ALPHABETICAL ROSTER

No.	Name	Pos.	Yr.
35	Chris Allen	CB	Sr.
8	CJ Bennett	QB	Sr.
89	Carson Beyer	WR	Sr.
85	Jesse Blackburn	WR	So.
60	Zach Bogard	P	R-Fr.
30	Phillip Booker	WR	R-Fr.
22	Dylan Boone	DB	Fr.
36	Garian Bradley	RB	Fr.
	Jamaine Brooks	DL	Sr.
84	Jordan Brown	WR	R-Fr.
98	Thomas Chapman	DT	So.
52	Joey Cicoria	LB	Jr.
93	Greg Clark	DL	Sr.
20	Roman Clay	RB	So.
88	Felton Collins	DL	Sr.
97	Warren Conway	DL	Sr.
23	DeAndre Cooper	CB	Fr.
45	Perry Cooper	LB	Sr.
51	Lamont Crittendon	LB	R-Fr.
81	Janawski Davis	WR	Jr.
58	Zach Dean	DE	Jr.
33	Ethon Felton	LB	Fr.
99	Jerrold Frazier	DT	Jr.
14	Parks Frazier	QB	Sr.
53	Corey Gammon	OL	Jr.
16	Jordon Gandy	WR	Fr.
62	Trevor Glover	LS	Fr.
49	Carson Greifenkamp	K	Jr.
86	Nevan Griffin	WR	Sr.
50	Tyler Hall	LS	Fr.
3	Jeremy Harness	WR	Jr.
19	Jalen Harrington	WR	Jr.
5	Pokey Harris	RB	Jr.
19	Houston Hartz	QB	Fr.
7	Anthony Hayes	LB	Sr.
42	William Higginson	CB	Jr.
79	Koty Hix	OL	R-Fr.
6	Marcus Holliday	RB	So.
44	Claiborne Holmes	DB	Fr.
41	David Howell	DL	Jr.
2	KD Humphries	QB	R-So.
78	Joe Irby	OL	Fr.
24	Deion Jackson	CB	Fr.
32	Jonathan Jackson	LB	So.
80	Kendarian Jennings	WR	Jr.
26	Demetric Johnson	RB	R-Fr.
56	Arbre Jones	OL	R-Fr.
61	Brandon Jones	OL	Jr.
29	Cedric Jones	CB	R-Fr.
29	Zach Katzman	RB	R-Fr.
77	Drew Kelley	OL	Sr.
87	Marqavius King	WR	R-Fr.
75	Hunter Kingston	OL	Jr.
63	Zach Littlefield	OL	Sr.
83	Grant Lowrance	WR	Fr.
54	Reid Lucas	LB	Fr.
46	T-Ray Malone	LB	Jr.
92	Troy Marshall	DL	Fr.
38	Mike Martz	DB	R-Fr.
90	Demetrius Mason	DT	Jr.
55	Kamalie Matthews	OL	Sr.
65	Evan McCombs	K	Fr.
47	Doug McWhorter	DE	Jr.
44	John Morris	WR	R-Fr.
57	Korey Mosley	LB	R-Fr.
73	Robert Olive	OL	Jr.
59	Dylan Padilla	OL	Jr.
48	St. Pierre Anilus	LB	Jr.
31	Lance Poole	CB	Jr.
25	Paul Rice	WR	Jr.
66	Bill Rose	K	Fr.
1	Shawn Samuels-Connell	DB	Jr.
4	Cadarius Sanders	CB	Sr.
82	Zach Shipley	WR	R-Fr.
18	Hayden Spshire	QB	Fr.
15	DeQuinten Spraggins	DB	Jr.
64	Tyler Stepney	LB	Fr.
12	Mitch Stults	WR	So.
28	Nick Taylor	WR	Fr.
40	Travis Taylor	LB	Sr.
43	Cody Therrell	CB	R-So.
21	Bernard Thomas	CB	Jr.
39	Jordan Troutman	RB	Fr.
34	D'Montre Wade	DB	R-Fr.
17	DeQavius Walker	WR	Fr.
68	John Welsh	DB	Fr.
27	Greg Willard	CB	Fr.
13	Quincy Williams	DB	Fr.
37	Gavin Wilson	K	Fr.
91	Bishop Woods	DL	Fr.



Chris Hatcher was named the 17th head coach in Murray State history on Dec. 21, 2009. Hatcher brought his offensive attack, "The Hatch Attack," to the Racers program and led the team to a winning record in his first season. It marked the first winning season for the program since 2004.

CHRIS HATCHER

HEAD COACH

5TH SEASON (15TH OVERALL)

118-48 CAREER RECORD

24-21 AT MURRAY STATE

Birthdate: February 18, 1973

Hometown: Macon, Ga.

College: Valdosta State, 1995 (Kinesiology & Phys. Ed)

Family: Wife - Lori

Children - Ty, Talley

Career Record

Year	School	Overall	Conf. (Finish)
2000	Valdosta State	10-2	8-1 (1st-t)
2001	Valdosta State	12-1	9-0 (1st)
2002	Valdosta State	14-1	9-0 (1st)
2003	Valdosta State	10-2	8-1 (2nd)
2004	Valdosta State	13-1	9-0 (1st)
2005	Valdosta State	9-3	7-2 (2nd-t)
2006	Valdosta State	8-2	6-2 (3rd-t)
2007	Georgia Southern	7-4	4-3 (3rd-t)
2008	Georgia Southern	6-5	4-4 (4th-t)
2009	Georgia Southern	5-6	4-4 (4th-t)
2010	Murray State	6-5	5-3 (4th-t)
2011	Murray State	7-4	5-3 (4th)
2012	Murray State	5-6	4-4 (6th)
2013	Murray State	6-6	4-4 (5th-t)

ASSISTANT COACHES

Assistant Head Coach/Offensive Line:..... Shawn Bostick
 Alma Mater: Valdosta State, 1997 (5th season)

Offensive Coordinator/Quarterbacks: Mitch Stewart
 Alma Mater: Valdosta State, 2005 (5th season)

Defensive Coordinator/Safeties:Dennis Therrell
 Alma Mater: Tennessee Tech, 1978 (2nd season)

Wide Receivers/Recruiting Coordinator:..... Russ Callaway
 Alma Mater: Valdosta State, 2010 (2nd season)

Linebackers:..... Santos Carrillo
 Alma Mater: Weber State, 1999 (2nd season)

Defensive Line:Davern Williams
 Alma Mater: Troy, 2002 (2nd season)

Cornerbacks:.....Carlos Alvarado
 Alma Mater: New Mexico Highlands, 2008 (2nd season)

Tackles/Tight Ends:Gordon Steele
 Alma Mater: Valdosta State, 2011 (1st season)

Director of Football Operations:Steve Adams
 Alma Mater: Murray State, 2013 (4th season)

Student Assistant:John Therrell
 Alma Mater: (1st season)

CAREER HIGHLIGHTS

• Hatcher won his 100th game with a victory over Tennessee State on Nov. 20, 2010. In doing so he became the youngest coach in the 21st century to reach 100 wins, doing so at 37 years, 274 days. All-time he was the fifth youngest in NCAA history to reach 100 wins.

• Hatcher came to Murray State after 10 successful seasons at Valdosta State (2000-06) and Georgia Southern (2007-09). In seven seasons at his alma mater, Hatcher compiled a 76-12 record (.864), made seven Division II playoff appearances, two National Championship game appearances (2002, 2004) and won the 2004 AFCA National Coach of the Year. At VSU he coached Dusty Bonner, who was named Division II National Player of the Year twice.

• Hatcher spent three seasons at head coach at Georgia Southern, compiling an 18-15 overall mark. In his first season at GSU, Hatcher led the program to its second-best regular season turnaround in program history (+4).

• Prior to becoming a head coach, Hatcher was a student assistant coach at Valdosta State (1995), quarterbacks/tight ends coach at Central Florida (1996) and a quarterbacks/wide receivers coach at Kentucky (1996-99). At UCF he worked with future NFL pro Daunte Culpepper and at Kentucky coached future No. 1 NFL draft pick Tim Couch.

• As a quarterback at Valdosta State, Hatcher was a two-time All-American (1993, 1994), throwing for 11,363 yards and 121 touchdowns. During his senior season (1994), Hatcher led the Blazers to its first postseason playoff berth and set 29 VSU passing and total offense records. He was the recipient of the Harlon Hill Trophy, which is given to Division II's National Player of the Year. He was also the CoSIDA Academic All-American Football Player of the Year for also excelling in the classroom.

2013 TEAM STATISTICS

	<u>MSU</u>	<u>Opponent</u>				
SCORING	358	382				
Points Per Game	29.8	31.8				
FIRST DOWNS	248	314				
Rushing	103	153				
Passing	131	138				
Penalty	14	23				
RUSHING YARDAGE	1886	2982				
Yards Gained Rushing	2142	3329				
Yards Lost Rushing	256	347				
Rushing Attempts	424	625				
Average Per Rush	4.4	4.8				
Average Per Game	157.2	248.5				
TDs Rushing	19	33				
PASSING YARDAGE	2897	2774				
Comp-Att-Int	306-458-16	247-408-13				
Average Per Pass	6.3	6.8				
Average Per Catch	9.5	11.2				
Average Per Game	241.4	231.2				
TDs Passing	23	17				
TOTAL OFFENSE	4783	5756				
Total Plays	882	1033				
Average Per Play	398.6	479.7				
Average Per Game						
TIME OF POSSESSION/GAME	25:09	34:51				
3RD DOWN CONVERSIONS	66/175	103/216				
3rd-Down Pct.	38%	48%				
4TH DOWN CONVERSIONS	13/21	16/22				
4th-Down Pct.	62%	73%				
RED-ZONE SCORES	37-48 (77%)	47-59 (80%)				
RED-ZONE TOUCHDOWNS	26-48 (54%)	40-59 (68%)				
PAT-ATTEMPTS	42-44 (95%)	47-50 (94%)				
ATTENDANCE	32,669	103,868				
Games/Avg. Per Game	6/5,445	6/17,311				
Neutral Site Games	-	0/0				
<u>SCORE BY QUARTERS</u>	<u>1st</u>	<u>2nd</u>	<u>3rd</u>	<u>4th</u>	<u>OT</u>	<u>Total</u>
Murray State	123	58	99	56	22	358
Opponents	39	140	99	87	17	382

2013 INDIVIDUAL STATISTICS

RUSHING						
Player	G	Att.	Yds.	Avg.	TD	Yds./G
Jaamal Berry	12	128	668	5.2	5	55.7
Duane Brady	10	87	471	5.4	6	47.1
Maikhail Miller	10	119	429	3.6	5	42.9
Marcus Holliday	5	40	219	5.5	3	43.8
PASSING						
Player	G	Comp.-Att.	Pct.	Yds.	TD/Int.	Avg.
Maikhail Miller	10	219-327	67.0	2221	18/11	222.1
Parks Frazier	7	85-127	66.9	666	4/5	95.1
RECEIVING						
Player	G	No.	Yds.	Avg.	TD	Yds./G
Walter Powell	10	66	837	12.7	13	83.7
Jeremy Harness	12	40	353	8.8	1	29.4
Paul Rice	11	32	343	10.7	0	31.2
Nevar Griffin	10	31	235	7.6	1	23.5
Janawski Davis	12	29	368	12.7	2	30.7
SCORING						
Player	G	TD	XPt.	FG	Pts.	Pts./G
Walter Powell	10	15	-	-	90	9.0
Jordan Benton	10	0	32-34	6-11	50	5.0
Duane Brady	10	6	-	-	36	3.6
Maikhail Miller	10	6	-	-	36	3.6
Jaamal Berry	12	5	-	-	30	2.5
TACKLES						
Player	G	Solo	Asst.	Total	TFL	Sacks
Brandon Wicks	12	60	38	98	2.0	0
Sam Small	12	47	30	77	2.5	0.5
Corey Addison	11	36	28	64	1.5	0.5
Darrell Smith	12	42	20	62	4.5	0.5
Travis Taylor	12	42	17	59	9.5	4.5
INTERCEPTIONS						
Player	G	No.	Yds.	Avg.	TD	PBU
Darrell Smith	12	3	17	5.7	1	3
Josh Manning	12	3	5	1.7	0	5
Brandon Wicks	12	2	48	24.0	0	4
John Therrell	11	2	17	8.5	0	2

Returning Players in Bold

2013 SCHEDULE AND RESULTS

<u>Date</u>	<u>Opponent</u>	<u>Result</u>	<u>Attendance</u>
8/31	at Missouri	L, 58-14	58,038
9/7	Campbellsville	W, 83-14	5,350
9/14	Missouri State	W, 41-38	10,132
9/21	at Bowling Green	L, 48-7	16,094
9/28	at Jacksonville State*	W, 35-34 (OT)	14,382
10/5	Tennessee Tech*	W, 35-24	4,922
10/12	at Southeast Missouri*	L, 37-34 (3OT)	4,125
10/19	Austin Peay*	W, 31-3	6,847
11/2	at UT Martin*	L, 45-17	4,817
11/9	#2 Eastern Illinois*	L, 37-17	3,119
11/16	at Tennessee State*	L, 17-10	6,412
11/23	Eastern Kentucky*	W, 34-27 (OT)	2,299

* - Ohio Valley Conference Contest

Home Games in Bold



TEAM RECORDS

INDIVIDUAL RUSHING

Most Attempts

Game: 41 - Stevie Chaney vs. Austin Peay (2005)
Season: 276 - Don Clayton (1974)
Career: 557 - Don Clayton (1972-74)

Most Yards

Game: 310 - Stevie Chaney vs. Austin Peay (2005)
Season: 1,765 - Derrick Cullors (1995)
Career: 2,804 - Don Clayton (1972-74)

INDIVIDUAL PASSING

Most Attempts

Game: 67 - Casey Brockman vs. Tennessee State (2011)
67 - Casey Brockman vs. UT Martin (2012)
Season: 517 - Casey Brockman (2012)
Career: 1,405 - Casey Brockman (2009-12)

Most Completions

Game: 45 - Casey Brockman vs. Tennessee State (2011)
45 - Casey Brockman vs. UT Martin (2012)
Season: 359 - Casey Brockman (2012)
Career: 938 - Casey Brockman (2009-12)

Most Yards

Game: 600 - Casey Brockman vs. Tennessee State (2011)
Season: 3,729 - Casey Brockman (2012)
Career: 9,990 - Casey Brockman (2009-12)

INDIVIDUAL RECEIVING

Most Receptions

Game: 16 - Harvey Tanner vs. Austin Peay (1967)
Season: 94 - Walter Powell (2012)
Career: 216 - Marcus Harris (2007-10)

Most Receiving Yards

Game: 255 - Harvey Tanner vs. Middle Tenn. (1967)
Season: 1,213 - Walter Powell (2012)
Career: 2,650 - Walter Powell (2010-13)

YEAR-BY-YEAR RESULTS

YEAR	ALL	OVC	COACH	YEAR	ALL	OVC	COACH
1924	3-3-3	--	Irby Koffman	1970	4-6	1-6	Bill Furguson
1925	6-0-1	--	Carlisle Cutchin	1971	5-4-1	3-3-1	Bill Furguson
1926	5-2-1	--	Carlisle Cutchin	1972	4-6	2-5	Bill Furguson
1927	7-1-1	--	Carlisle Cutchin	1973	7-3	5-2	Bill Furguson
1928	9-0-1	--	Carlisle Cutchin	1974	9-2	5-2	Bill Furguson
1929	5-4	--	Carlisle Cutchin	1975	4-5-1	3-3-1	Bill Furgeson
1930	5-4	--	Carlisle Cutchin	1976	5-6	4-3	Bill Furgeson
1931	5-3-1	--	Ray Morgan	1977	6-5	4-3	Bill Furgeson
1932	4-2-3	--	Roy Stewart	1978	4-7	1-5	Mike Gottfried
1933	9-0	--	Roy Stewart	1979	9-2-1	6-0	Mike Gottfried
1934	6-3	--	Roy Stewart	1980	9-2	5-2	Mike Gottfried
1935	3-5	--	RoyStewart	1981	8-3	5-3	Frank Beamer
1936	5-4	--	Roy Stewart	1982	4-7	2-5	Frank Beamer
1937	8-1-1	--	Roy Stewart	1983	7-4	4-3	Frank Beamer
1938	6-2-1	--	Roy Stewart	1984	9-2	5-2	Frank Beamer
1939	4-4-1	--	Roy Stewart	1985	7-3-1	5-2	Frank Beamer
1940	4-3-2	--	Roy Stewart	1986	7-4-1	6-1	Frank Beamer
1941	4-3-2	--	Jim Moore	1987	6-5	3-3	Mike Mahoney
1942	1-5-2	--	Roy Stewart	1988	4-6	4-2	Mike Mahoney
1943	No Games Played			1989	6-4-1	3-3	Mike Mahoney
1944	5-2-0	--	Roy Stewart	1990	2-9	1-5	Mike Mahoney
1945	5-2-1	--	Roy Stewart	1991	3-8	1-6	Mike Mahoney
1946	5-5	--	Jim Moore	1992	2-9	1-7	Mike Mahoney
1947	6-3	--	Jim Moore	1993	4-7	4-4	Houston Nutt
1948	9-1-1	3-1	Fred Fautot	1994	5-6	4-4	Houston Nutt
1949	1-7-1	1-6	Fred Fautot	1995	11-1	8-0	Houston Nutt
1950	7-2-1	5-0-1	Fred Fautot	1996	11-2	8-0	Houston Nutt
1951	8-1	5-1	Fred Fautot	1997	7-4	5-2	Denver Johnson
1952	4-4	3-2	Fred Fautot	1998	7-4	5-2	Denver Johnson
1953	3-6	1-4	Fred Fautot	1999	7-4	5-2	Denver Johnson
1954	5-4	3-2	Fred Fautot	2000	6-5	4-3	Joe Pannunzio
1955	6-4	2-3	Fred Fautot	2001	4-6	2-4	Joe Pannunzio
1956	6-4	4-1	Jim Cullivan	2002	7-5	5-1	Joe Pannunzio
1957	3-5-1	1-3-1	Jim Cullivan	2003	4-8	3-5	Joe Pannunzio
1958	3-7	2-4	Jim Cullivan	2004	7-4	6-2	Joe Pannunzio
1959	0-10	0-6	Jim Cullivan	2005	2-9	0-7	Joe Pannunzio
1960	5-5	4-2	Don Shelton	2006	1-10	0-8	Matt Griffin
1961	4-6	2-4	Don Shelton	2007	2-9	1-7	Matt Griffin
1962	5-5	1-5	Don Shelton	2008	5-7	4-4	Matt Griffin
1963	5-5	3-4	Don Shelton	2009	3-8	2-6	Matt Griffin
1964	5-4-1	3-3-1	Don Shelton	2010	6-5	5-3	Chris Hatcher
1965	2-6-2	1-4-2	Don Shelton	2011	7-4	5-3	Chris Hatcher
1966	0-10	0-7	Don Shelton	2012	5-6	4-4	Chris Hatcher
1967	4-6	2-5	Bill Furguson	2013	6-6	4-4	Chris Hatcher
1968	7-2-1	5-2	Bill Furguson				
1969	5-4-1	2-4-1	Bill Furguson				

OVC Championships (8)

1948*, 1950, 1951, 1979, 1986*, 1995, 1996, 2002*

* Co Champions

NCAA FCS Playoff Appearances (5)

1979, 1986, 1995, 1996, 2002



Casey Brockman re-wrote the Murray State and OVC record books during his four-year career (2009-12).

ALL-TIME COACHES

Coach	Years	Overall Record	OVC Record	OVC Titles	Playoff Appearances
Irby Koffman	1924	3-3-3 (.500)	-	-	-
Carlisle Cutchin	1925-30	37-11-4 (.750)	-	-	-
Ray Morgan	1931	5-3-1 (.611)	-	-	-
Roy Stewart	1932-40, 42, 44-45	60-33-11 (.630)	-	-	-
Jim Moore	1941, 46-47	16-11-1 (.589)	-	-	-
Fred Fautot	1948-55	43-29-3 (.593)	23-19-1 (.547)	3	-
Jim Cullivan	1956-59	12-26-1 (.321)	7-14-1 (.341)	0	-
Don Shelton	1960-66	26-41-3 (.393)	14-29-3 (.333)	0	-
Bill Furguson	1967-77	60-49-4 (.549)	36-38-3 (.487)	0	-
Mike Gottfried	1978-80	22-11-1 (.662)	12-7 (.632)	1	1
Frank Beamer	1981-86	42-23-2 (.642)	27-16 (.628)	1	1
Mike Mahoney	1987-92	23-41-1 (.362)	13-26 (.333)	0	0
Houston Nutt	1993-96	31-16 (.660)	24-8 (.750)	2	2
Denver Johnson	1997-99	21-12 (.636)	15-6 (.714)	0	0
Joe Pannunzio	2000-05	30-37 (.448)	20-22 (.476)	1	1
Matt Griffin	2006-09	11-34 (.244)	7-25 (.219)	0	0
Chris Hatcher	2010-present	24-21 (.533)	18-14 (.563)	0	0



Houck Stadium (10,000) - Opened in 1930.



SOUTHEAST MISSOURI STATE REDHAWKS



Dr. Kenneth Dobbins
President



Mark Alnutt
Athletics Director



Jeff Honza
Football Contact



Tom Matukewicz
Head Coach

2014 SCHEDULE

Aug. 28	Missouri Baptist	6:00 p.m.
	<i>First meeting</i>	
Sept. 6	at Kansas	6:00 p.m.
	<i>First meeting</i>	
Sept. 13	at Southern Illinois	6:00 p.m.
	<i>Southeast leads 39-33-8; Last Meeting: SIU won 36-19 in St. Louis (9/21/13)</i>	
Sept. 20	Southeastern Louisiana	6:00 p.m.
	<i>Southeastern Louisiana leads 1-0; Last Meeting: SLU won 45-7 (8/29/13)</i>	
Sept. 27	at UT Martin*	6:00 p.m.
	<i>UT Martin leads 15-14; Last Meeting: UTM won 17-7 (9/28/13)</i>	
Oct. 4	Tennessee State* (HC)	1:00 p.m.
	<i>Tennessee State leads 12-10; Last Meeting: TSU won 40-16 (10/5/13)</i>	
Oct. 11	at Murray State*	3:00 p.m.
	<i>Murray State leads 38-9-1; Last Meeting: SEMO won 37-34 in 3OT (10/12/13)</i>	
Oct. 18	Eastern Illinois*	1:00 p.m.
	<i>Eastern Illinois leads 15-6; Last Meeting: EIU won 55-33 (10/19/13)</i>	
Oct. 25	at Eastern Kentucky*	2:00 p.m.
	<i>Eastern Kentucky leads 21-3; Last Meeting: EKU won 31-7 (10/26/13)</i>	
Nov. 8	at Tennessee Tech* (TV: ESPN3)	1:30 p.m.
	<i>Tennessee Tech leads 13-9; Last Meeting: TTU won 41-16 (11/9/13)</i>	
Nov. 15	Austin Peay*	1:00 p.m.
	<i>Southeast leads 12-6; Last Meeting: SEMO won 36-34 (11/16/13)</i>	
Nov. 22	Jacksonville State*	1:00 p.m.
	<i>Jacksonville State leads 13-5; Last Meeting: JSU won 42-34 (11/23/13)</i>	

* Denotes Ohio Valley Conference Matchup

Home Games in Bold HC - Homecoming

All Times Central and Subject to Change

QUICK FACTS

Basic Information

Location:	Cape Girardeau, Mo.
Enrollment:	11,917
Founded:	1873
Nickname:	Redhawks
Colors:	Red and Black
President:	Dr. Kenneth W. Dobbins
Athletic Director:	Mark Alnutt
Stadium (Capacity):	Houck Stadium (10,000)
Surface:	FieldTurf

Media Relations

Football Contact:	Jeff Honza
Office Phone:	(573) 651-2933
Cell Phone:	(618) 528-1145
Fax:	(573) 651-2810
Email:	jhonza@semo.edu
Web site:	GoSoutheast.com
Press Box Phone:	(573) 651-2191

Team Information

Offense:	Multiple
Defense:	4-3
Lettermen Returning/Lost:	27/7
Offensive Starters Returning:	9
Defensive Starters Returning:	8
Specialist Starters Returning:	3
2013 Record/OVC Record (Finish):	3-9/2-6 (7th/tie)
Postseason:	none

All-Time Record/OVC Record:	436-500-36 (.467)/60-115 (.343)
Joined OVC:	1991
OVC Championships (Last):	1 (2010)
NCAA FCS Playoff Appearances (Last):	1 (2010)

PRESEASON DEPTH CHART

OFFENSE

WR	1	Paul McRoberts	6-3	197	Jr.
	13	Tyler McLemore	6-1	209	R-Fr.
WR	7	Peter Lloyd	5-7	166	Jr.
	82	Tyler Manne	5-10	170	So.
OT	76	Corey Porter	6-1	289	Sr.
	64	Lawton Kietzman	6-5	265	R-Fr.
OG	74	Garret Baker	6-2	280	So.
	65	Christian Guerrero	6-2	272	So.
C	62	Jake McCandless	6-0	297	So.
	79	Zach Hayes	6-3	258	Jr.
OG	70	Traven Mable	6-2	308	Jr.
	63	Billy Dasher	6-0	270	So.
OT	78	Kyle Finney	6-2	264	Sr.
	66	Ben Schmidt	6-4	272	Sr.
QB	12	Kyle Snyder	6-1	209	Sr.
	10	Alex Niznak	6-2	240	Jr.
RB	20	DeMichael Jackson	5-10	190	Jr.
	28	Lewis Washington	5-10	248	Jr.
TE	48	Stephen Dunn	6-4	249	R-Fr.
	47	Logan Larson	6-2	237	So.
FB	30	Ron Coleman	5-11	249	Sr.
	34	David Smart	6-1	250	Sr.
WR	4	Spencer Davis	5-7	182	Sr.
	6	Darius Darden-Box	5-7	168	So.
WR	88	Mike Cyliax	6-5	205	Sr.
	83	Adrian Davis	6-3	190	Fr.

DEFENSE

DE	91	Selwyn Carrol	6-1	254	So.
	99	Austin Black	5-11	236	So.
DT	68	Jon Slania	6-1	281	Jr.
	51	Travis Sanders	6-3	262	Jr.
NT	93	Marlon Hampton	6-2	314	So.
	94	Josiah Smith	6-1	321	Jr.
LB	57	Chad Meredith	6-5	222	So.
	96	Lloyd Lauffli Time	6-1	229	So.
LB	9	Terrance Hill	6-0	215	So.
	15	Daniel Siehndel	6-1	237	Sr.
LB	43	Roper Garrett	6-1	234	So.
	25	Matt Starks	5-9	212	Sr.
LB	5	Wisler Ymonice	6-0	219	Sr.
	8	Sam Poole	5-11	203	Jr.
CB	32	Reggie Jennings	5-11	186	Sr.
	16	Justin Elias	5-8	168	Sr.
FS	14	David Coley	6-2	196	Jr.
	31	Josh Freeman	6-0	183	Jr.
SS	23	Ron Davis	6-0	189	Sr.
	36	Eriq Moore	5-10	202	So.
CB	26	Tim Hamm-Bey	5-10	173	Sr.
	11	Buck Wilson	5-10	166	R-Fr.

SPECIAL TEAMS

PK	35	Ryan McCrum	6-0	228	So.
	46	Alex Knight	6-1	199	So.
P	46	Alex Knight	6-1	199	So.
	35	Ryan McCrum	6-0	228	So.
KR	4	Spencer Davis	5-7	182	Sr.
PR	4	Spencer Davis	5-7	182	Sr.

Returning Starters in Bold

Key Losses

QB	Scott Lathrop	1049 passing yards, 11 TDs; 532 rush yards, 2 TDs
DB	Ben Kargbo	74 tackles, 2 PBU, 1 FF
WR	D.J. Foster	33 catches, 364 yards, 3 TDs

PLAYERS TO WATCH

PAUL McROBERTS

Junior • Wide Receiver
6-3 • 192 • St. Louis, Mo.



Preseason All-OVC Team selection...Had a breakout year as a sophomore, hauling in 44 catches for 646 yards and nine touchdowns in 12 games...Averaged 14.7 yards per catch...His nine receiving touchdowns were tied for fifth in the OVC...Had five catches for 133 yards and two touchdowns in game against Southern Illinois (Sept. 21)...Had a season-high seven catches against nationally-ranked Eastern Illinois...Also had two touchdown receptions against each Murray State and Urbana...As a freshman had 11 catches for 138 yards and two touchdowns in nine games.

SPENCER DAVIS

Senior • WR/Return Specialist
5-8 • 175 • Florissant, Mo.



Led Southeast Missouri with 1,288 all-purpose yards during the 2013 season (107.3/game)...Rushed the ball six times for 36 yards and a touchdown, caught 35 passes for 302 yards and three touchdowns, had 15 punt returns for 104 total yards and returned 36 kick returns for 846 yards and a touchdown...Averaged 23.5 yards/kickoff return, which was tied for first in the OVC...Had five catches against each Southern Illinois, Eastern Illinois and Urbana during the season...Had both a receiving and kick return touchdown against nationally-ranked Eastern Illinois (Oct. 19).

TEAM NOTES

• A new era begins for Southeast Missouri football in 2014. Tom Matukewicz was introduced as the 13th head coach in Southeast history on Dec. 18, 2013. Matukewicz spent the last two years as defensive coordinator and linebackers coach at the University of Toledo.

• Southeast returns nine starters on offense and eight on defense this season. The Redhawks returning offensive starters include fullback Ron Coleman, wide receiver/return specialist Spencer Davis, guards Kyle Finney and Traven Mable, running back DeMichael Jackson, tackles Jake McCandless and Ben Schmidt, center Corey Porter and wide receiver Paul McRoberts. Defensively, linebackers Matt Starks, Austin Black and Wisler Ymonice, ends Selwyn Carrol and Travis Sanders, tackle Jon Slania, strong safety Ron Davis and cornerback Reggie Jennings are back.

• Junior DeMichael Jackson was selected to the 2014 College Football Performance Awards Running Back Award Watch List. A native of Louisville, Ky., Jackson appeared in 12 games and made nine starts last season. He led Southeast in rushing with 977 yards and four touchdowns on 170 carries, averaging 5.7 yards per rush. Jackson ran for over 100 yards five times and ranked sixth in the Ohio Valley Conference in rushing with 81.4 yards per game.

• Austin Black was named to the Phil Steele Freshman All-America team in 2013. A first-team pick, Black earned All-OVC Newcomer honors after ranking seventh on the team with 52 tackles, including 30 solo stops. He led the Redhawks with 4.5 sacks and 9.5 tackles for loss. Black was also a finalist for the Sports Network's Jerry Rice Award.

NUMERICAL ROSTER

No.	Name	Pos.	Ht.	Wt.	Yr.	Hometown (Last School)
1	Paul McRoberts	WR	6-3	197	Jr.	St. Louis, Mo. (Soldan H.S.)
2	Blake Jackson	QB	6-0	201	So.	Houston, Texas (Dobie H.S.)
3	Lennies McFerren	RB	5-9	196	Sr.	Paris, Tenn. (Henry County H.S.)
4	Spencer Davis	WR/RS	5-7	182	Sr.	Florissant, Mo. (Hazelwood Central H.S.)
5	Wisler Ymonice	OLB	6-0	219	Sr.	Auburndale, Fla. (Auburndale H.S.)
6	Darius Darden-Box	ATH	5-7	168	So.	Nashville, Tenn. (Pearl-Cohn H.S.)
7	Peter Lloyd	WR	5-7	166	Jr.	Caruthersville, Mo. (Caruthersville H.S.)
8	Sam Poole	OLB	5-11	203	Jr.	O'Fallon, Ill. (O'Fallon H.S.)
9	Terrance Hill	ILB	6-0	215	So.	Kansas City, Mo. (Raytown H.S.)
10	Alex Niznak	QB	6-2	240	Jr.	Ithaca, Mich. (Central Michigan)
10	JJ Flye	CB	5-11	179	Fr.	Southaven, Miss. (Southaven H.S.)
11	Buck Wilson	CB	5-10	166	R-Fr.	Commerce, Texas (Commerce H.S.)
12	Kyle Snyder	QB	6-1	209	Sr.	Barberton, Ohio (Barberton H.S. (Ohio University)
13	Tyler McLemore	WR	6-1	209	R-Fr.	Godfrey, Ill. (Alton H.S.)
14	David Coley	FS	6-2	196	Jr.	Inglewood, Calif. (Valley Christian H.S.)
15	Daniel Siehndel	ILB	6-1	237	Sr.	Kansas City, Mo. (Northern Colorado)
16	Justin Elias	CB	5-8	168	Sr.	Smiths, Ala. (Sierra College)
17	Anthony Cooper	QB	/6-1	196	Fr.	Springfield, Mo. (Kickapoo H.S.)
17	Brad Ivey	ILB	6-2	223	Fr.	Shawnee, Kan. (Bishop Miege H.S.)
18	Colby Baker	FS	5-11	178	So.	Hardee, Fla. (Hardee H.S.)
19	Griffin Pickler	QB	6-1	201	Fr.	Colleyville, Texas (Colleyville Heritage H.S.)
19	Amon Turner	WR	5-11	185	Jr.	St. Louis, Mo. (DeSmet Jesuit H.S.)
20	DeMichael Jackson	RB	5-10	190	Jr.	Louisville, Ky. (Jeffersonstown H.S.)
21	Myles Littlejohn	SS	5-8	197	Sr.	St. Louis, Mo. (McCluer North H.S./St. Ambrose)
22	Brendan Stewart	RB	5-11	211	R-Fr.	Carlinville, Ill. (Carlinville H.S.)
23	Ron Davis	SS	6-0	189	Sr.	Compton, Calif. (Cerritos College)
24	Ryan Moore	CB	5-9	174	So.	St. Louis, Mo. (Missouri Western)
25	Matt Starks	ILB	5-9	212	Sr.	Paducah, Ky. (Lone Oak H.S.)
26	Tim Hamm-Bey	CB	5-10	173	Sr.	St. Louis, Mo. (Lindbergh H.S.)
27	Michael Ford	WR	5-11	188	R-Fr.	Alton, Ill. (Marquette Catholic H.S.)
28	Lewis Washington	RB	5-10	248	Jr.	Arlington, Texas (Mansfield Summit H.S.)
29	Tyson Estes	RB	5-6	183	So.	Chaffee, Mo. (Chaffee H.S.)
30	Ron Coleman	FB	5-11	249	Sr.	Omaha, Neb. (North H.S.)
31	Josh Freeman	FS	6-0	183	Jr.	Poplar Bluff, Mo. (Poplar Bluff H.S.)
32	Reggie Jennings	CB	5-11	186	Sr.	Westchester, Ill. (Nazareth Academy H.S.)
33	Hunter Bledsoe	ILB	6-0	225	Fr.	Eads, Tenn. 9Briarcrest H.S.)
34	David Smart	FB	6-1	250	Sr.	Rogers, Ark. (Rogers H.S.)
35	Ryan McCrum	K	6-0	228	So.	St. Charles, Mo. (St. Charles West H.S.)
36	Eriq Moore	SS	5-10	202	So.	St. Louis, Mo. (Parkway Central H.S.)
37	Josh Kinzer	SS	5-11	208	Fr.	Owasso, Okla. (Owasso H.S.)
38	Mark Cushing	ILB	5-11	237	R-Fr.	Wentzville, Mo. (Holt H.S.)
39	Michael Holt	ILB	6-2	208	So.	Lee's Summit, Mo. (West H.S.)
41	C.J. Stafford	K	6-0	190	Fr.	Collierville, Tenn. (Houston H.S.)
42	Rider Garrett	OLB	5-11	206	R-Fr.	Farmington, Mo. (Farmington H.S.)
43	Roper Garrett	ILB	6-1	234	So.	Farmington, Mo. (Farmington H.S.)
44	Lawrence Hills	DE	6-3	248	Jr.	Jacksonville, Fla. (West Nassau H.S.)
45	Andy McNeel	ILB	6-0	236	Jr.	Eureka, Mo. (Eureka H.S.)
46	Alex Knight	K/P	6-1	199	So.	Ft. Lauderdale, Fla. (St. Thomas Aquinas H.S.)
47	Logan Larson	TE	6-2	237	So.	Springfield, Ill. (Bowling Green)
48	Stephen Dunn	TE	6-4	249	R-Fr.	Jackson, Mo. (Jackson H.S.)
49	Jeff Teel	TE	6-3	236	Fr.	Bartlett, Tenn. (Bartlett H.S.)
50	Zach Stagner	LS	5-11	226	Fr.	Cape Girardeau, Mo. (Central H.S.)
51	Travis Sanders	DT	6-3	262	Jr.	St. Clair, Mo. (St. Clair H.S.)
53	Drew Shores	OLB	5-10	213	R-Fr.	Centralia, Ill. (Centralia H.S.)
54	Fletcher Evans	DT	6-2	270	R-Fr.	Champaign, Ill. (Centennial H.S.)
55	Nick Coffman	OL	6-0	281	Jr.	Pevely, Mo. (Jefferson College)
55	Luther Wright	G	6-1	309	Fr.	East St. Louis, Ill. (East St. Louis H.S.)
56	Logan Misner	C/LS	6-2	277	Fr.	Poplar Bluff, Mo. (Poplar Bluff H.S.)
57	Chad Meredith	OLB	6-5	222	So.	Louisville, Ky. (Christian Academy H.S.)
59	Wade Wright	LS/C	5-11	238	Sr.	Surprise, Ariz. (Glendale CC)
60	Michael Cooke	OT	6-1	274	So.	Alton, Ill. (Marquette H.S.)
61	Gabe Phillips	OT	6-5	270	R-Fr.	Springfield, Ill. (Glenwood H.S.)
62	Jake McCandless	C	6-0	297	So.	Newburgh, Ind. (Castle H.S.)
63	Billy Dasher	G	6-0	270	So.	Birmingham, Ala. (Oak Mountain H.S.)
64	Lawton Kietzman	OT	6-5	263	R-Fr.	Springfield, Ill. (Glenwood H.S.)
65	Christian Guerrero	G	6-2	272	So.	Chicago, Ill. (South Elgin H.S.)
66	Ben Schmidt	OT	6-4	272	Sr.	Cincinnati, Ohio (Oak Hills H.S.)
68	Jon Slania	DT	6-1	281	Jr.	Chicago, Ill. (South Elgin H.S.)
69	Giovanni Negron	OT	6-2	315	Fr.	Tampa, Fla. (Countyside H.S.)
70	Traven Mable	G	6-2	308	Jr.	Willingboro, N.J. (Willingboro H.S.)
71	Broedy Wheeler	C	6-1	255	R-Fr.	Spring, Texas (Klein Oak H.S.)
72	Colby Weist	G	6-0	288	So.	Long Beach, Calif. (Woodrow Wilson H.S.)
73	Alex Snyder	G	6-3	274	R-Fr.	Humble, Texas (St. Thomas H.S.)
74	Garret Baker	G	6-2	280	So.	Owensville, Mo. (Owensville H.S.)
75	Nick Michel	G	6-2	284	Fr.	Poplar Bluff, Mo. (Poplar Bluff H.S.)
76	Corey Porter	OT	6-1	289	Sr.	Sikeston, Mo. (Sikeston H.S.)
77	Quentin Michel	OT	6-2	261	Fr.	Poplar Bluff, Mo. (Poplar Bluff H.S.)
78	Kyle Finney	OT	6-2	264	Sr.	Huntington Beach, Calif. (Orange Coast College)
79	Zach Hayes	C	6-3	258	Jr.	St. Louis, Mo. (Mehlville H.S.)
80	Connor Alexander	FB	6-1	222	Fr.	Olathe, Kan. (Olathe East H.S.)
81	Kendall Donnerson	OLB	6-2	220	Fr.	Maumelle, Ark. (Maumelle H.S.)
82	Tyler Manne	WR	5-10	170	So.	St. Louis, Mo. (Lafayette H.S.)
83	Adrian Davis	WR	6-3	190	Fr.	St. Petersburg, Fla. (Lakewood Senior H.S.)
84	Luke Stevens	TE	6-2	227	R-Fr.	Jackson, Mo. (Jackson H.S.)
85	Zach Cox	FB	5-11	242	So.	Owensboro, Ky. (Davies County H.S.)
86	Demontrail Clark	ATH	5-8	156	Fr.	Charleston, Mo. (Charleston H.S.)
87	Keari Brown	WR	6-6	207	Fr.	West Memphis, Ark. (West Memphis Christian H.S.)
88	Mike Cyliax	WR	6-5	205	Sr.	St. Louis, Mo. (Oakville H.S.)
89	Gavin McCrary	TE	6-3	254	Fr.	Germantown, Tenn. (Houston H.S.)
90	Lucas Melo	NT	6-1	282	Sr.	Lake Mary, Fla. (Lake Mary H.S./LA Pierce College)
91	Selwyn Carrol	DE	6-1	254	So.	Jacksonville, Fla. (Trinity Christian Academy)
92	Bobby Hopkins	NT	6-1	313	R-Fr.	St. Louis, Mo. (Lutheran South H.S.)
93	Marlon Hampton	NT	6-2	314	So.	Webster Groves, Mo. (Webster Groves H.S.)
94	Josiah Smith	NT	6-1	321	Jr.	Burlington, N.C. (Eastern Arizona)
95	Zach Clouse	DT	6-0	265	Jr.	San Diego, Calif. (Grossmont College)
96	Lloyd Lauffli Time	OLB	6-1	229	So.	Birmingham, Ala. (Oak Mountain H.S.)
97	John Popovich	DE	6-4	251	So.	Louisville, Ky. (Christian Academy H.S.)
98	Joshua Wilson	NT	5-10	311	Fr.	Royal Palm Beach, Fla. (Royal Palm Beach H.S.)
99	Austin Black	DE	5-11	236	So.	Warrenton, Mo. (Warrenton H.S.)
	Wyatt Compton	QB	6-1	175	Fr.	Bonne Terre, Mo. (North County H.S.)
	Richie Eisenhart	WR	5-9	169	Fr.	St. Charles, Mo. (Francis Howell H.S.)
	Ryan Evans	S	6-1	190	Jr.	Hillsboro, Mo. (Hillsboro H.S.)
	Tyler Fallert	FB	5-10	202	Fr.	Ste. Genevieve, Mo. (Valle Catholic H.S.)
	Tariq McGruder	OL	6-0	275	Fr.	Memphis, Tenn. (Bolton H.S.)
	Clay Pickler	K	6-3	180	Jr.	Colleyville, Texas (Florida State)
	Colten Proffer	WR	5-7	176	Fr.	Jackson, Mo. (Jackson H.S.)
	Eli Roberts	LB	5-9	210	R-Fr.	Jefferson City, Mo. (Blair Oaks H.S.)
	Richard Vinson	S	6-2	185	R-Fr.	Morrisville, N.C. (Panther Creek H.S.)

ALPHABETICAL ROSTER

No.	Name	Pos.	Yr.
80	Connor Alexander	TE	Fr.
18	Colby Baker	S	So.
74	Garret Baker	OT	So.
99	Austin Black	DL	So.
33	Hunter Bledsoe	LB	Fr.
87	Keari Brown	WR	Fr.
91	Selwyn Carrol	DL	So.
86	Demontrail Clark	ATH	Fr.
95	Zach Clouse	DT	Jr.
55	Nick Coffman	OL	Jr.
30	Ron Coleman	FB	Sr.
14	David Coley	CB	Jr.
	Wyatt Compton	QB	Fr.
60	Michael Cooke	OL	So.
17	Anthony Cooper	QB	Fr.
85	Zach Cox	FB	So.
38	Mark Cushing	LB	R-Fr.
88	Mike Cyliax	WR	Sr.
6	Darius Darden-Box	ATH	So.
63	Billy Dasher	OL	So.
83	Adrian Davis	WR	Fr.
23	Ron Davis	S	Sr.
4	Spencer Davis	RS/WR	Sr.
81	Kendall Donnerson	DE	Fr.
48	Stephen Dunn	TE	R-Fr.
	Richie Eisenhart	WR	Fr.
16	Justin Elias	DB	Sr.
29	Tyson Estes	RB	So.
54	Fletcher Evans	LB	R-Fr.
	Ryan Evans	S	Jr.
	Tyler Fallert	RB	Fr.
78	Kyle Finney	OL	Sr.
10	JJ Flye	CB	Fr.
27	Michael Ford	WR	R-Fr.
31	Josh Freeman	S	Jr.
42	Rider Garrett	LB	R-Fr.
43	Roper Garrett	LB	So.
65	Christian Guerrero	OL	So.
26	Tim Hamm-Bey	CB	Sr.
93	Marlon Hampton	DT	So.
79	Zach Hayes	C	Jr.
9	Terrance Hill	LB	So.
44	Lawrence Hills	LB	So.
39	Michael Holt	LB	So.
92	Bobby Hopkins	DL	R-Fr.
17	Brad Ivey	LB	Fr.
2	Blake Jackson	QB	So.
20	DeMichael Jackson	RB	Jr.
32	Reggie Jennings	CB	Sr.
64	Lawton Kietzman	OT	R-Fr.
37	Josh Kinzer	S	Fr.
46	Alex Knight	K/P	So.
96	Lloyd Lauffli Time	DE	So.
47	Logan Larson	TE	So.
21	Myles Littlejohn	S	Sr.
7	Peter Lloyd	WR	Jr.
70	Traven Mable	G	Jr.
82	Tyler Manne	WR	R-So.
62	Jake McCandless	OL	So.
89	Gavin McCrary	TE	Fr.
35	Ryan McCrum	K	So.
3	Lennies McFerren	RB	Sr.
	Tariq McGruder	OL	Fr.
13	Tyler McLemore	WR	R-Fr.
45	Andy McNeel	LB	Jr.
1	Paul McRoberts	WR	Jr.
90	Lucas Melo	DT	Sr.
57	Chad Meredith	LB	So.
75	Nick Michel	OL	Fr.
77	Quentin Michel	OL	Fr.
56	Logan Misner	OL/LS	Fr.
36	Eriq Moore	FS	So.
24	Ryan Moore	DB	So.
69	Giovanni Negron	OL	Fr.
10	Alex Niznak	QB	R-Jr.
61	Gabe Phillips	OL	R-Fr.
	Clay Pickler	K	Jr.
19	Griffin Pickler	QB	Fr.
8	Sam Poole	CB	Jr.
97	John Popovich	DT	So.
76	Corey Porter	C	Fr.
	Colten Proffer	RB	Fr.
	Eli Roberts	LB	R-Fr.
51	Travis Sanders	DE	Jr.
66	Ben Schmidt	OT	Sr.
53	Drew Shores	LB	R-Fr.
15	Daniel Siehndel	LB	Sr.
68	Jon Slania	DL	Jr.
34	David Smart	FB	Sr.
94	Josiah Smith	DL	Jr.
73	Alex Snyder	OL	R-Fr.
12	Kyle Snyder	QB	Sr.
41	C.J. Stafford	K	Fr.
50	Zach Stagner	LS	Fr.
25	Matt Starks	LB	Sr.
84	Luke Stevens	TE	R-Fr.
22	Brendan Stewart	RB	R-Fr.
49	Jeff Teel	TE	Fr.
19	Amon Turner	WR	Jr.
	Richard Vinson	S	R-Fr.
28	Lewis Washington	RB	Jr.
72	Colby Weist	OL	So.
71	Broedy Wheeler	OL	R-Fr.
11	Buck Wilson	CB	R-Fr.
98	Joshua Wilson	DL/OL	Fr.
55	Luther Wright	OL	Fr.
59	Wade Wright	LS/C	Sr.
5	Wisler Ymonice	LB	Sr.

0-0 CAREER RECORD

Birthdate: August 5, 1973
Hometown: Silver Lakes, Kan.
College: Fort Hays State, 1997 (Physical Education)
Family: Wife - Lenna
 Children - Georgia, Shelby

<u>Year</u>	<u>School</u>	<u>Overall</u>	<u>Conf. (Finish)</u>
First season			

CAREER HIGHLIGHTS

- ## ASSISTANT COACHES

Director of Football Operations: Joe Uhls
Alma Mater: Southeast Missouri, 2012 (2nd season)

2013 TEAM STATISTICS

	<u>SEMO</u>	<u>Opponent</u>				
SCORING	262	441				
Points Per Game	21.8	36.8				
FIRST DOWNS	216	285				
Rushing	118	157				
Passing	81	116				
Penalty	17	11				
RUSHING YARDAGE	2436	3165				
Yards Gained Rushing	2710	3354				
Yards Lost Rushing	274	189				
Rushing Attempts	522	575				
Average Per Rush	4.7	5.5				
Average Per Game	203.0	263.8				
TDs Rushing	17	40				
PASSING YARDAGE	1666	2506				
Comp-Att-Int	148-281-12	187-310-12				
Average Per Pass	5.9	8.1				
Average Per Catch	11.3	13.4				
Average Per Game	138.8	208.8				
TDs Passing	17	16				
TOTAL OFFENSE	4102	5671				
Total Plays	803	885				
Average Per Play	5.1	6.4				
Average Per Game	341.8	472.6				
TIME OF POSSESSION/GAME	30:06	29:54				
3RD DOWN CONVERSIONS	61/170	75/163				
3rd-Down Pct.	36%	46%				
4TH DOWN CONVERSIONS	13/25	20/28				
4th-Down Pct.	52%	71%				
RED-ZONE SCORES	28-38 (74%)	54-60 (90%)				
RED-ZONE TOUCHDOWNS	24-38 (63%)	43-60 (72%)				
PAT-ATTEMPTS	25-34 (74%)	56-57 (98%)				
ATTENDANCE	20,825	102,772				
Games/Avg. Per Game	5/4,165	6/17,129				
Neutral Site Games	-	1/14,618				
<u>SCORE BY QUARTERS</u>	<u>1st</u>	<u>2nd</u>	<u>3rd</u>	<u>4th</u>	<u>OT</u>	<u>Total</u>
Southeast Missouri	36	77	53	86	10	262
Opponents	131	128	96	79	7	441

2013 INDIVIDUAL STATISTICS

RUSHING						
<u>Player</u>	<u>G</u>	<u>Att.</u>	<u>Yds.</u>	<u>Avg.</u>	<u>TD</u>	<u>Yds./G</u>
DeMichael Jackson	12	170	977	5.7	4	81.4
Scott Lathrop	12	139	532	3.8	2	44.3
Lewis Washington	12	44	375	8.5	1	31.2
Ron Coleman	12	85	269	3.2	6	22.4
Kyle Snyder	7	49	127	2.6	2	18.1
PASSING						
<u>Player</u>	<u>G</u>	<u>Cmp.-Att.</u>	<u>Pct.</u>	<u>Yds.</u>	<u>TD/Int.</u>	<u>Avg.</u>
Scott Lathrop	12	99-175	56.6	1049	11/8	87.4
Kyle Snyder	7	49-105	46.7	617	6/4	88.1
RECEIVING						
<u>Player</u>	<u>G</u>	<u>No.</u>	<u>Yds.</u>	<u>Avg.</u>	<u>TD</u>	<u>Yds./G</u>
Paul McRoberts	12	44	646	14.7	9	53.8
Spencer Davis	12	35	302	8.6	3	25.2
D.J. Foster	12	33	364	11.0	3	30.3
Peter Lloyd	11	20	233	11.6	2	21.2
SCORING						
<u>Player</u>	<u>G</u>	<u>TD</u>	<u>XPt.</u>	<u>FG</u>	<u>Pts.</u>	<u>Pts./G</u>
Paul McRoberts	12	9	-	-	54	4.5
Ron Coleman	12	6	-	-	36	3.0
Spencer Davis	12	5	-	-	30	2.5
Alex Knight	11	-	17-23	3-7	26	2.4
DeMichael Jackson	12	4	-	-	24	2.0
TACKLES						
<u>Player</u>	<u>G</u>	<u>Solo</u>	<u>Asst.</u>	<u>Total</u>	<u>TFL</u>	<u>Sacks</u>
Ben Kargbo	12	52	22	74	0	0
Wisler Ymonice	11	36	30	66	5.0	1.0
Roper Garrett	12	45	20	65	1.0	0
Matt Starks	12	39	23	62	1.0	0
Cantrell Andrews	12	40	20	60	0	0
INTERCEPTIONS						
<u>Player</u>	<u>G</u>	<u>No.</u>	<u>Yds.</u>	<u>Avg.</u>	<u>TD</u>	<u>PBU</u>
Daniel Siehndel	4	2	13	6.5	0	0
Reggie Jennings	12	2	0	0.0	0	4
Cantrell Andrews	12	2	36	18.0	0	5
Returning Players in Bold						



2013 SCHEDULE AND RESULTS

<u>Date</u>	<u>Opponent</u>	<u>Result</u>	<u>Attendance</u>
8/29	at Southeastern Louisiana	L, 45-7	5,820
9/7	at Ole Miss	L, 31-13	60,815
9/21	vs. Southern Illinois #	L, 36-19	14,618
9/28	#23 UT Martin*	L, 17-7	8,074
10/5	at Tennessee State*	L, 40-16	7,374
10/12	Murray State*	W, 37-34 (3OT)	4,125
10/19	at #3 Eastern Illinois*	L, 55-33	11,569
10/26	Eastern Kentucky*	L, 31-7	5,171
11/2	Urbana University	W, 37-35	1,249
11/9	Tennessee Tech*	L, 41-16	2,206
11/16	at Austin Peay*	W, 36-34	4,267
11/23	at Jacksonville State*	L, 42-34	12,927

* - Ohio Valley Conference Contest **Home Games in Bold**
 # - Played at Busch Stadium in St. Louis

TEAM RECORDS

INDIVIDUAL RUSHING

Most Attempts

Game: 40 - Kelvin Anderson vs. Austin Peay (1993)
Season: 305 - Henry Harris (2010)
Career: 637 - Walter Smallwood (1965-68)

Most Yards

Game: 293 - Henry Harris vs. SW Baptist (2010)
Season: 1,735 - Henry Harris (2010)
Career: 3,392 - Kelvin Anderson (1992-94)

INDIVIDUAL PASSING

Most Attempts

Game: 63 - Mke Haley vs. Kent State (2005)
Season: 466 - Andrew Goodenough (2004)
Career: 885 - Jason Liley (1989-92)

Most Completions

Game: 34 - Andrew Goodenough vs. EIU (2004)
34 - Mike Haley vs. Kent State (2005)
Season: 279 - Andrew Goodenough (2004)
Career: 556 - Jason Liley (1989-92)

Most Yards

Game: 429 - Jack Tomco vs. UT Martin (2002)
Season: 3,132 - Jack Tomco (2002)
Career: 6,179 - Jason Liley (1989-92)

INDIVIDUAL RECEIVING

Most Receptions

Game: 14 - Farron Haley vs. Lincoln (1989)
Season: 87 - Willie Ponder (2002)
Career: 181 - Darrell Pilon (1988-91)

Most Receiving Yards

Game: 211 - Art Miller vs. Evansville (1969)
Season: 1,453 - Willie Ponder (2002)
Career: 2,543 - Willie Ponder (2001-02)



Henry Harris was named an All-American and OVC Offensive Player of the Year after a record-breaking season in 2010. Harris set the Redhawks single season rushing record with 1,735 yards, the fourth-highest mark in OVC history.

YEAR-BY-YEAR RESULTS

YEAR	ALL	OVC	COACH	YEAR	ALL	OVC	COACH
1904	2-0	--	--	1959	7-2	--	Kenneth Knox
1905	2-1	--	--	1960	6-4	--	Kenneth Knox
1906	2-3-1	--	--	1961	5-5	--	Kenneth Knox
1907	1-3	--	--	1962	7-3	--	Kenneth Knox
1908	0-3	--	--	1963	4-6	--	Kenneth Knox
1909	1-1	--	--	1964	5-5	--	Kenneth Knox
1910	1-1	--	--	1965	2-8	--	Kenneth Knox
1911	2-2	--	--	1966	5-5	--	Kenneth Knox
1912	2-2	--	--	1967	8-2	--	Kenneth Knox
1913	1-3-1	--	--	1968	6-4	--	Tom Thrower
1914	No games played		--	1969	8-2	--	Tom Thrower
1915	2-4	--	F. Courleaux	1970	5-5	--	Tom Thrower
1916	4-5	--	F. Courleaux	1971	7-3-1	--	Tom Thrower
1917	2-2-1	--	F. Courleaux	1972	5-4-1	--	Tom Thrower
1918	2-0	--	F. Courleaux	1973	6-4	--	Tom Thrower
1919	2-4	--	F. Courleaux	1974	7-4	--	Jim Lohr
1920	0-4	--	F. Courleaux	1975	7-4	--	Jim Lohr
1921	1-4-2	--	F. Courleaux	1976	7-3-1	--	Jim Lohr
1922	5-2-1	--	F. Courleaux	1977	7-3-1	--	Jim Lohr
1923	4-3	--	F. Courleaux	1978	6-5	--	Jim Lohr
1924	3-5	--	F. Courleaux	1979	6-4-1	--	Jim Lohr
1925	4-2-2	--	F. Courleaux	1980	4-7	--	Jim Lohr
1926	0-6-1	--	F. Courleaux	1981	2-9	--	Jim Lohr
1927	1-5-2	--	F. Courleaux	1982	5-5-1	--	Jim Lohr
1928	1-5-1	--	F. Courleaux	1983	1-9	--	Jim Lohr
1929	3-3-1	--	F. Courleaux	1984	1-10	--	Bob Smith
1930	1-6-1	--	George Flamank	1985	4-7	--	Bob Smith
1931	2-8	--	George Flamank	1986	6-5	--	Bob Smith
1932	2-6-1	--	Abe Stuber	1987	6-4-1	--	Bob Smith
1933	5-3-1	--	Abe Stuber	1988	6-4	--	Bill Maskill
1934	8-1	--	Abe Stuber	1989	7-4	--	Bill Maskill
1935	7-2	--	Abe Stuber	1990	7-3	--	John Mumford
1936	4-5	--	Abe Stuber	1991	3-8	3-4	John Mumford
1937	9-0	--	Abe Stuber	1992	2-9	2-6	John Mumford
1938	3-5	--	Abe Stuber	1993	3-8	2-6	John Mumford
1939	5-3-1	--	Abe Stuber	1994	7-5	5-3	John Mumford
1940	4-5-1	--	Abe Stuber	1995	5-6	5-3	John Mumford
1941	4-4-1	--	Abe Stuber	1996	3-8	3-5	John Mumford
1942	6-2	--	Abe Stuber	1997	4-7	1-6	John Mumford
1943	4-2	--	Abe Stuber	1998	3-8	2-5	John Mumford
1944	3-4	--	Abe Stuber	1999	3-8	2-5	John Mumford
1945	No games played		--	2000	3-8	1-6	Tim Billings
1946	8-0-1	--	Abe Stuber	2001	4-7	1-5	Tim Billings
1947	2-6-1	--	Wayne Goddard	2002	8-4	4-2	Tim Billings
1948	0-7-2	--	Wayne Goddard	2003	5-7	5-3	Tim Billings
1949	2-7	--	Wayne Goddard	2004	3-8	3-5	Tim Billings
1950	4-5-1	--	Wayne Goddard	2005	2-9	2-6	Tim Billings
1951	2-5-1	--	Wayne Goddard	2006	4-7	2-6	Tony Samuel
1952	4-4	--	Kenneth Knox	2007	3-8	1-7	Tony Samuel
1953	4-3-2	--	Kenneth Knox	2008	4-8	2-6	Tony Samuel
1954	7-2	--	Kenneth Knox	2009	2-9	1-7	Tony Samuel
1955	9-0	--	Kenneth Knox	2010	9-3	7-1	Tony Samuel
1956	2-7	--	Kenneth Knox	2011	3-8	2-6	Tony Samuel
1957	6-2-1	--	Kenneth Knox	2012	3-8	2-6	Tony Samuel
1958	7-1-1	--	Kenneth Knox	2013	3-9	2-6	Tony Samuel

OVC Championships (1)


2010

NCAA FCS Playoff Appearances (1)

2010

ALL-TIME COACHES

Coach	Years	Overall Record	OVC Record	OVC Titles	Playoff Appearances
F. Courleaux	1915-29	34-53-11 (.347)	-	-	-
George Flamank	1930-31	3-14-1 (.166)	-	-	-
Abe Stuber	1932-46	72-46-6 (.600)	-	-	-
Wayne Goddard	1947-51	10-30-5 (.222)	-	-	-
Kenneth Knox	1952-67	89-58-4 (.583)	-	-	-
Tom Thrower	1968-73	32-22-2 (.607)	-	-	-
Jim Lohr	1974-83	52-53-4 (.477)	-	-	-
Bob Smith	1984-87	17-26-1 (.386)	-	-	-
Bill Maskill	1988-89	13-8-0 (.619)	-	-	-
John Mumford	1990-99	40-70 (.364)	25-43 (.368)	0	0
Tim Billings	2000-05	25-43 (.321)	16-27 (.372)	0	0
Tony Samuel	2006-13	31-60 (.341)	19-44 (.302)	1	1



LP Field (69,143) - Opened in 1999/Hale Stadium (15,000) - Reopened in 2012



TENNESSEE STATE TIGERS



Dr. Glenda Glover
President



Teresa Phillips
Athletics Director



Alex Mitchell
Football Contact



Rod Reed
Head Coach

2014 SCHEDULE

Aug. 30	Edward Waters #%	6:00 p.m.
<i>First meeting</i>		
Sept. 6	at Alabama State	5:00 p.m.
<i>Tennessee State leads 7-1; Last Meeting: TSU won 39-13 (9/2/00)</i>		
Sept. 13	vs. Jackson State \$	6:00 p.m.
<i>Tennessee State leads 25-20-2; Last Meeting: TSU won 26-16 (9/14/13)</i>		
Sept. 20	Tennessee Tech* @	2:00 p.m.
<i>Tennessee State leads 17-10; Last Meeting: TSU won 41-21 (9/21/13)</i>		
Sept. 27	Florida A&M (HC) %	6:00 p.m.
<i>Tennessee State leads 27-25-1; Last Meeting: TSU won 27-7 (9/7/13)</i>		
Oct. 4	at Southeast Missouri*	1:00 p.m.
<i>Tennessee State leads 12-10; Last Meeting: TSU won 40-16 (10/5/13)</i>		
Oct. 11	Jacksonville State* @ (TV: ESPN3)	2:00 p.m.
<i>Jacksonville State leads 7-2; Last Meeting: TSU won 31-15 (10/12/13)</i>		
Oct. 18	UT Martin* @	2:00 p.m.
<i>Tennessee State leads 15-8; Last Meeting: TSU won 29-15 (10/19/13)</i>		
Oct. 25	at Eastern Illinois* (TV: ESPN3)	1:30 p.m.
<i>Eastern Illinois leads 10-7; Last Meeting: EIU won 51-10 (12/7/13)</i>		
Nov. 1	Eastern Kentucky* %	2:00 p.m.
<i>Eastern Kentucky leads 21-5; Last Meeting: EKU won 44-0 (11/2/13)</i>		
Nov. 8	at Austin Peay*	4:00 p.m.
<i>Tennessee State leads 10-6; Last Meeting: TSU won 31-6 (11/9/13)</i>		
Nov. 22	at Murray State*	1:00 p.m.
<i>Murray State leads 13-12; Last Meeting: TSU won 17-10 (11/16/13)</i>		

* Denotes OVC Matchup

HC - Homecoming

Home Games in Bold; All Times Central and Subject to Change

% - Game Played at LP Field @ - Game Played at Hale Stadium

- John Merritt Classic (Nashville, Tenn.)

\$ - Southern Heritage Classic (Memphis, Tenn.)

QUICK FACTS

Basic Information

Location:	Nashville, Tenn.
Enrollment:	9,165
Founded:	1912
Nickname:	Tigers
Colors:	Royal Blue and White
President:	Dr. Glenda Glover
Athletic Director:	Teresa Phillips
Stadium (Capacity):	LP Field (69,143)/W.J. Hale Stadium (15,000)
Surface:	Tifsport Bermuda Sod/Bermuda Sod

Media Relations

Football Contact:	Alex Mitchell
Office Phone:	(615) 963-5674
Cell Phone:	(770) 309-1760
Fax:	(615) 963-7692
Email:	jmitch18@tnstate.edu
Web site:	www.TSUTigers.com
Press Box Phone:	(615) 565-4450/TBA

Team Information

Offense:	Spread/Pro Style
Defense:	4-3
Lettermen Returning/Lost:	58/29
Offensive Starters Returning:	6
Defensive Starters Returning:	6
Specialist Starters Returning:	1
2013 Record/OVC Record (Finish):	10-4-6-2 (2nd)
Postseason:	1-1 (FCS Playoffs Second Round)

All-Time Record/OVC Record: 602-285-26 (.674)/89-97 (.478)

Joined OVC: 1988

OVC Championships (Last): 2 (1999)

NCAA FCS Playoff Appearances (Last): 5 (2013)

PRESEASON DEPTH CHART

OFFENSE

WR	7	Lavataie Kelly	6-1	180	So.
	15	Weldon Garlington	5-10	160	Sr.
OT	66	Jessamen Dunker	6-4	300	R-So.
	77	Anthony Morris	6-8	300	R-Sr.
OG	75	James Lewis	6-4	310	R-Jr.
	74	Kevin Kenton	6-2	300	R-Jr.
C	62	Jhaquelle Love	6-2	300	R-Jr.
	72	Jordan Sidney	6-2	300	R-Fr.
OG	69	Derek Sibley	6-4	301	R-Sr.
	74	Kevin Kenton	6-2	300	R-Jr.
OT	70	Robert Myers	6-6	335	R-Sr.
	77	Anthony Morris	6-8	300	R-Sr.
QB	12	Michael German	6-2	215	R-Sr.
	10	Ronald Butler	6-1	185	So.
RB	19	Darion Hall	6-0	190	R-Sr.
	1	Tom Smith	5-11	205	R-Jr.
TE	81	Joshawn Bowens	6-5	230	Jr.
	80	Je-Marc Sears	6-3	255	R-Sr.
FB	34	Sterling Leveque	5-8	250	R-Jr.
WR	85	Ryan Mitchell	6-1	190	Sr.
	9	Chris Sanders-McCollum	6-5	200	So.

DEFENSE

DE	55	Anthony Bass	6-2	230	Sr.
	94	Roc-M Nesbitt	6-3	255	R-Fr.
DT	93	Samquan Evans	6-0	300	Sr.
	99	Rodney Edwards	6-2	300	So.
NT	90	Dinsdale Jackson	6-3	290	R-Jr.
	99	Rodney Edwards	6-2	300	So.
DE	31	Detorrius Shipley	6-3	230	Sr.
	57	Latrell Lee	6-2	225	Fr.
LB	53	Justin North	6-2	230	So.
	52	Antonio Justice, Jr.	6-1	210	R-So.
LB	42	Nick Thrasher	6-2	240	Jr.
	32	Chris Collins	5-11	205	Fr.
LB	44	Michael West	6-0	245	Sr.
	21	Vantavious Williams	6-1	215	Jr.
CB	24	Bernell Brooks	6-0	170	R-Jr.
	5	Ronnie Vinson	5-11	185	R-Sr.
FS	27	Harold Watson	6-1	205	R-Sr.
	36	Andrew Dale	6-3	210	Jr.
SS	46	Daniel Fitzpatrick	6-2	190	Sr.
	7	Michael Brown	6-0	200	R-Jr.
CB	3	De'Ante Saunders	5-11	200	Sr.
	45	Everett Nicholas	5-9	190	R-Fr.

SPECIAL TEAMS

PK	86	Cameron Carter	5-10	175	R-Fr.
P	49	Leon Holderhead	6-3	190	Sr.
LS	56	Aaron Woods	6-1	230	R-Jr.
HO	49	Leon Holderhead	6-3	190	Sr.
KR	20	Martine Stevenson	5-10	170	R-Sr.
PR	3	De'Ante Saunders	5-11	200	Sr.

Returning Starters in Bold

Key Losses

OL	Kadeem Edwards	<i>All-American</i>
RB	Tim Broughton	<i>1,146 yards, 6 TDs</i>
TE	A.C. Leonard	<i>34 catches, 441 yards, 5 TDs</i>
DE	Antonio Harper	<i>All-OVC; 39 tackles, 14.0 TFL, 7.0 sacks</i>
FS	David Van Dyke	<i>58 tackles, 4 interceptions</i>

PLAYERS TO WATCH



ANTHONY BASS

Senior • Defensive End
6-2 • 230 • Clarksville, Tenn.

Presason OVC Defensive Player of the Year...2013 OVC Defensive Player of the Year...Named a 2013 All-American by both the Associated Press and the Sports Network...Had 34 tackles (18 solo), 14.5 tackles-for-loss, 10.0 sacks, 4 pass breakups, six quarterback hurries, two forced fumbles, two fumble recoveries, one blocked kick and a safety...In victory over No. 24 Jacksonville State he had four tackles, 3.5 tackles-for-loss, 2.5 sacks and forced a fumble...As a sophomore in 2012 had 24 tackles, 3.5 tackles-for-loss, 4.0 sacks and four quarterback hurries in 11 games.



DANIEL FITZPATRICK

Senior • Defensive Back
6-2 • 190 • Fort Wayne, Ind.

Preseason All-OVC...Named the 2013 FCS ADA Defensive Back of the Year after intercepting a FCS-best eight passes during the season...Named to six All-American teams in 2013...The eight interceptions were tied for the most of any Division I player (FBS or FCS)...Returned three of those interceptions for touchdowns including a 26-yarder in a playoff victory at Butler...Also returned a 50-yarder against Jackson State and a 20-yarder that proved to be the game-winner against UT Martin for scores...Finished the season with 75 tackles (52 solo), 5.5 tackles-for-loss and eight pass breakups.

TEAM NOTES

- Big Blue continued its trend of winning at least two more contests than the previous season with 10 in 2013. The Tigers have gone from three wins in Reed's first season in 2010 to five, then eight and now double-digits. If the pattern continues, TSU could be playing into December this season with at least 12 victories. Tennessee State has never won more than 11 games in program history.

- One player's dream of being the starting running back for TSU will come true in the fall as the Tigers lost Tim Broughton due to graduation and Telvin Hooks is sidelined with an injury. The favorite to win the spot is senior Darion Hall who rushed for 162 yards on only 19 carries in 2013. The former Miami transfer was also named MVP of the Gateway Classic after tallying 94 yards on five attempts including a 63-yard score. Another option for Big Blue is sophomore Tevin Spells who impressed coaches as a freshman, but had to wait his turn. He had just 85 yards on 18 carries a year ago. Martine Stevenson is plan 1C following his position change from cornerback to halfback. Fans will recall the speedy Stevenson returning a kickoff for a touchdown last year at FAMU.

- Last season, middle linebacker Nick Thrasher racked up 110 tackles, the most by a Tiger since 2002. The All-OVC selection now has 230 for his career which ranks him sixth in school history. He is 15 away from Simon Shanks for fifth and 176 behind the all-time leader – head coach Rod Reed. With another 100-plus tackle season, Thrasher should finish his time No. 2 on the list.

- The Tigers return seven starts from a defensive unit that ranked 6th nationally in total defense, only allowing 296.9 yards per contest. TSU was also fifth in tackles for loss per game (7.9) and ninth in takeaways (31). Among the returnees is Daniel Fitzpatrick who led all of Division I with eight interceptions. Fitzpatrick was named an All-American by a handful of media outlets and Defensive Back of the Year by the CFPA.

NUMERICAL ROSTER

No.	Name	Pos.	Ht.	Wt.	Yr.	Hometown (Last School)
1	Tom Smith	RB	5'11	205	R-Jr.	Apopka, Fla. (Tennessee)
2	O'Shay Ackerman-Carter	QB	6'2	215	Fr.	Jacksonville, Fla. (Trinity Christian Academy)
3	De'Ante Saunders	DB	5'9	195	Sr.	Deland, Fla. (Florida)
4	Tevin Spells	RB	5'8	165	So.	Delray Beach, Fla. (Atlantic HS)
5	Ronnie Vinson	DB	6'0	190	R-Sr.	New Orleans, La. (Louisiana State)
7	Michael Brown	SS	6'0	200	R-Jr.	Orange Park, Fla. (Highland CC)
7	Lavataie Kelly	WR	6'1	180	So.	Miami, Fla. (McArthur HS)
9	Chris Sanders-McCollum	WR	6'5	190	So.	Fairburn, Ga. (Creekside HS)
10	Ronald Butler	QB	6'3	180	So.	Tallahassee, Fla. (Lincoln HS)
12	Michael German	QB	6'2	238	R-Sr.	Pompano Beach, Fla. (Blanche Ely HS)
13	Dantwaun O'Neal	WR	6'3	210	So.	Deland, Fla. (Deland HS)
14	Nathaniel McGill	QB	5'10	200	R-Jr.	Cincinnati, Ohio (Princeton HS)
15	Weldon Garlington	WR	5'10	160	Sr.	Antioch, Tenn. (Brentwood Academy)
16	Quindell Cousin	WR	6'2	200	R-So.	Murfreesboro, Tenn. (Blackman HS)
17	Patrick Smith	WR	6'0	190	R-Fr.	Memphis, Tenn. (Whitehaven HS)
18	Telvin Hooks	RB	5'11	200	R-Jr.	Edgewater, Fla. (New Smyrna Beach HS)
19	Darion Hall	RB	6'0	190	R-Sr.	Naples, Fla. (Miami)
20	Martine Stevenson	RB	5'9	175	R-Sr.	Detroit, Mich. (Martin Luther King HS)
21	Vantavious Williams	LB	6'1	215	Jr.	Cordele, Ga. (Fort Scott CC)
22	Javon Brandon	SS	5'10	195	Fr.	Ellenwood, Ga. (Stockbridge HS)
23	Terrell Bonds	CB	5'9	176	Fr.	Miami, Fla. (Miami Central HS)
24	Bernell Brooks	DB	6'0	170	R-Jr.	New Orleans, La. (Clark HS)
26	Laquarius Cook	SS	6'0	175	Fr.	Birmingham, Ala. (Wenonah HS)
27	Harold Watson	DB	6'1	206	R-Sr.	Brownsville, Tenn. (Haywood County HS)
29	LaKhalon Holland	CB	5'10	175	Fr.	Jacksonville, Fla (Ribault HS)
30	Rodney Clark	RB	5'11	205	Fr.	Brownsville, Tenn. (Jackson Cent. Merry HS)
31	Detorrius Shipley	DE	6'3	230	Sr.	Birmingham, Ala. (Huffman HS)
32	Chris Collins	LB	5'11	205	Fr.	Fairburn, Ga. (Creekside HS)
34	Sterling Leveque	FB	5'8	250	R-Jr.	Smyrna, Tenn. (Smyrna HS)
35	Dell Porter	LB	6'1	235	Fr.	Memphis, Tenn. (Melrose HS)
36	Andrew Dale	DB	6'2	190	Jr.	Murfreesboro, Tenn. (Riverdale HS)
37	Tequarri Whitlow	FB	6'1	225	Fr.	Lafayette, Ala. (Lafayette HS)
37	Victor Fletcher	DB	5'9	180	R-So.	Nashville, Tenn. (Hunters Lane HS)
38	Marcus Deanes	RB	5'10	190	Fr.	Memphis, Tenn. (Southwind HS)
39	Terrance Harris, II	FB	6'1	250	R-Fr.	Nashville, Tenn. (Montgomery Bell Academy)
40	Jarvis Jones	LB	6'0	205	Fr.	Memphis, Tenn. (Mitchell HS)
42	Nick Thrasher	LB	6'2	240	Sr.	Morrow, Ga. (Mt. Zion HS)
43	Demarcus Watts	FB	6'0	225	Fr.	Nashville, Tenn. (Hillwood HS)
44	Mike West	LB	6'0	245	Sr.	Cross City, Fla. (Dixie County HS)
45	Everett Nicholas V	DB	5'11	190	R-Fr.	Covington, Ga. (Cedar Grove HS)
46	Daniel Fitzpatrick	DB	6'2	190	Sr.	Ft. Wayne, Ind. (Concordia Lutheran HS)
48	Marvin Maddox	DE	6'3	245	Fr.	Jacksonville, Fla. (Ribault HS)
49	Leon Holderhead	P	6'3	220	Sr.	Brunswick East, Australia (Butte CC)
50	Joseph Johnson	LB	6'1	205	Fr.	Nashville, Tenn. (Brentwood Academy)
51	Chadwick Williams	LB	6'2	215	R-Fr.	Orlando, Fla. (Dr. Phillips HS)
52	Antonio Justice Jr.	LB	6'1	212	R-Jr.	Montgomery, Ala. (St. Jude Educational Inst.)
53	Justin North	LB	6'2	230	So.	Orlando, Fla. (Freedom HS)
54	Lee Smith	LB	6'1	205	Fr.	Chicago, Ill. (Lindblom Math & Sci. Academy)
55	Anthony Bass	DL	6'2	230	Sr.	Clarksville, Tenn. (Northeast HS)
56	Aaron Woods	LS	6'1	230	R-Jr.	Knoxville, Tenn. (Halls HS)
57	Latrell Lee	DE	6'2	225	Fr.	Dothan, Ala. (Dothan HS)
58	Lane Clark	K	5'11	155	Fr.	Hays, Kan. (Hays HS)
59	DeVontae Parrish	LB	6'0	225	Sr.	Nashville, Tenn. (Hillsboro HS)
61	Tyrell Doss	OL	6'2	290	Fr.	Dyersburg, Tenn. (Dyersburg HS)
62	Jhaquelle Love	OL	6'2	300	R-Jr.	Nashville, Tenn. (John Overton HS)
63	Julian Robinson	OL	6'2	300	Fr.	Baltimore, Md. (Cantonville HS)
64	Thomas Burton	OL	6'2	290	Fr.	Memphis, Tenn. (Whitehaven HS)
66	Jessaman Dunker	OL	6'5	300	R-So.	Boynton Beach, Fla. (Univ. of Florida)
69	Derek Sibley	OL	6'4	311	R-Sr.	Stone Mountain Ga. (Stone Mountain HS)
70	Robert Myers	OL	6'5	335	R-Sr.	LaVergne, Tenn. (LaVergne HS)
72	Jordan Sidney	OL	6'2	300	R-Fr.	Riverdale, Ga. (Riverdale HS)
73	DeAndre Haynes	OL	6'4	285	Jr.	Richmond, Cal. (Contra Costa CC)
74	Kevin Kenton	OL	6'2	290	R-Jr.	West Palm Beach, Fla. (Palm Beach Lakes)
75	James Lewis	OL	6'4	310	R-Jr.	Arlington, Tenn. (Vanderbilt)
76	Evan Clay	OL	6'5	300	R-Fr.	Tucker, Ga. (Tucker HS)
77	Anthony Morris	OL	6'8	300	R-Sr.	Memphis, Tenn. (Germantown HS)
79	Majah Couzan	OL	6'5	285	Fr.	Atlanta, Ga. (Archer HS)
80	Je-Marc Sears	TE	6'3	230	R-Sr.	New Smyrna Beach, Fla. (New Smyrna Beach)
81	Joshawn Bowens	TE	6'5	230	Jr.	Greenville, S.C. (Greenville HS)
82	Chris Wallace Jr.	TE	6'6	250	Jr.	Springfield, Ill. (Lanphier HS)
83	Archie Denard	TE	6'4	230	Jr.	Hollandale, Miss. (Itawamba CC)
84	Larry Haralson II	WR	6'4	190	Fr.	Smyrna, Tenn. (Smyrna HS)
85	Ryan Mitchell	WR	6'1	190	Sr.	Johnson City, Tenn. (Science Hill HS)
86	Cameron Carter	P/K	5'10	170	R-Fr.	Chattanooga, Tenn. (East Hamilton HS)
87	Mazio Rhodes	WR	5'11	170	R-Fr.	Nashville, Tenn. (Hunters Lane HS)
88	Isaiah Freeman	WR	6'1	200	R-So.	Kansas City, Mo. (Rockhurst CC)
89	Andrew Bather	WR	6'0	170	R-Jr.	LaVergne, Tenn. (LaVergne HS)
90	Dinsdale Jackson	DL	6'3	290	R-Jr.	Miami Gardens, Fla. (American Heritage HS)
92	Jason Morrow	DL	6'2	285	R-Fr.	Nashville, Tenn. (Glenciff HS)
93	Samquan Evans	DL	6'0	280	Sr.	Walkertown, N.C. (Carver HS)
94	Roc-M Nesbitt	DL	6'4	250	R-Fr.	Atlanta, Ga. (Carver HS)
96	Jerome Johnson	DL	6'1	320	Fr.	Gainesville, Fla. (Buchholz HS)
97	Lewis Washington	DL	6'1	320	Fr.	Memphis, Tenn. (Whitehaven HS)
99	Rodney Edwards	DL	6'2	300	So.	Gadsden, Ala. (Gadsden City HS)

ALPHABETICAL ROSTER

No.	Name	Pos.	Yr.
2	O'Shay Ackerman-Carter	QB	Fr.
55	Anthony Bass	DL	Sr.
89	Andrew Bather	WR	R-Jr.
23	Terrell Bonds	CB	Fr.
81	Joshawn Bowens	TE	Jr.
22	Javon Brandon	SS	Fr.
24	Bernell Brooks	DB	R-Jr.
7	Michael Brown	SS	R-Jr.
64	Thomas Burton	OL	Fr.
10	Ronald Butler	QB	So.
86	Cameron Carter	P/K	R-Fr.
58	Lane Clark	K	Fr.
30	Rodney Clark	RB	Fr.
76	Evan Clay	OL	R-Fr.
32	Chris Collins	LB	Fr.
26	Laquarius Cook	SS	Fr.
16	Quindell Cousin	WR	R-So.
79	Majah Couzan	OL	Fr.
36	Andrew Dale	DB	Jr.
38	Marcus Deanes	RB	Fr.
83	Archie Denard	TE	Jr.
61	Tyrell Doss	OL	Fr.
66	Jessaman Dunker	OL	R-So.
99	Rodney Edwards	DL	So.
93	Samquan Evans	DL	Sr.
46	Daniel Fitzpatrick	DB	Sr.
37	Victor Fletcher	DB	R-So.
88	Isaiah Freeman	WR	R-So.
15	Weldon Garlington	WR	Sr.
12	Michael German	QB	R-Sr.
19	Darion Hall	RB	R-Sr.
84	Larry Haralson II	WR	Fr.
39	Terrance Harris II	FB	R-Fr.
73	DeAndre Haynes	OL	Jr.
49	Leon Holderhead	P	Sr.
29	LaKhalon Holland	CB	Fr.
18	Telvin Hooks	RB	R-Jr.
90	Dinsdale Jackson	DL	R-Jr.
96	Jerome Johnson	DL	Fr.
50	Joseph Johnson	LB	Fr.
40	Jarvis Jones	LB	Fr.
52	Antonio Justice, Jr.	LB	R-Jr.
7	Lavataie Kelly	WR	So.
74	Kevin Kenton	OL	R-Jr.
57	Latrell Lee	DE	Fr.
34	Sterling Leveque	FB	R-Jr.
75	James Lewis	OL	R-Jr.
62	Jhaquelle Love	OL	R-Jr.
48	Marvin Maddox	DE	Fr.
14	Nathaniel McGill	QB	R-Jr.
85	Ryan Mitchell	WR	Sr.
77	Anthony Morris	OL	R-Sr.
92	Jason Morrow	DL	R-Fr.
70	Robert Myers	OL	R-Sr.
94	Roc-M Nesbitt	DL	R-Fr.
45	Everett Nicholas V	DB	R-Fr.
53	Justin North	LB	So.
13	Dantwaun O'Neal	WR	So.
59	DeVontae Parrish	LB	Sr.
35	Dell Porter	LB	Fr.
87	Mazio Rhodes	WR	R-Fr.
63	Julian Robinson	OL	Fr.
9	Chris Sanders-McCollum	WR	So.
3	De'Ante Saunders	DB	Sr.
80	Je-Marc Sears	TE	R-Sr.
31	Detorrius Shipley	DE	Sr.
69	Derek Sibley	OL	R-Sr.
72	Jordan Sidney	OL	R-Fr.
54	Lee Smith	LB	Fr.
17	Patrick Smith	WR	R-Fr.
1	Troy Smith	RB	R-Jr.
4	Tevin Spells	RB	So.
20	Martine Stevenson	RB	R-Sr.
42	Nick Thrasher	LB	Sr.
5	Ronnie Vinson	DB	R-Sr.
82	Chris Wallace, Jr.	TE	Jr.
97	Lewis Washington	DL	Fr.
27	Harold Watson	DB	R-Sr.
43	Demarcus Watts	FB	Fr.
44	Mike West	LB	Sr.
37	Tequarri Whitlow	FB	Fr.
51	Chadwick Williams	LB	R-Fr.
21	Vantavious Williams	LB	Jr.
56	Anthony Woods	LS	R-Jr.



Rod Reed was named head coach at Tennessee State on Dec. 18, 2009. He took over after having spent seven seasons on the Tigers staff, including most recently as the associate head coach and defensive coordinator in 2009.

ROD REED

HEAD COACH

5TH SEASON

26-21 CAREER RECORD

Birthdate: September 15, 1966
Hometown: Marshall, Texas
College: Tennessee State, 1989 (Health & Physical Ed.)
Family: Wife - Tamika
 Children - Terry, Takara, Briah, Marcel

Career Record

Year	School	Overall	Conf. (Finish)
2010	Tennessee State	3-8	0-7 (8th-t)
2011	Tennessee State	5-6	4-4 (5th-t)
2012	Tennessee State	8-3	4-3 (5th)
2013	Tennessee State	10-4	6-2 (2nd)

CAREER HIGHLIGHTS

- In each of his first four seasons at his alma mater, Reed has led the Tigers to more wins than the previous season. Last year the team won 10 games, including a 31-0 first round playoff victory over Butler. That marked the first playoff victory for TSU since 1986. It was only the second shutout by an OVC team in the playoffs and first road victory by an OVC team since 1986.
- Prior to being named the 22nd head coach in Tennessee State football history, Reed served as an assistant coach for two years and defensive coordinator for five years on the Tiger staff.
- As a recruiter for the Tigers, Reed was responsible for bringing several key players to campus, including running back Javaris Williams (a seventh round NFL pick in 2009) and Dominique Rodgers-Cromartie (a first round NFL pick in 2008).
- Reed got his coaching start at Prairie View A&M in 1991, and followed that up with jobs at Bethune-Cookman (1992-96), Seabreeze High School (1996-2000) and East Texas Baptist (2000-03) where he was the defensive coordinator at the school which is located in his hometown of Marshall, Texas.
- Reed was a four-year letterwinner as a linebacker at Tennessee State (1984-88) and concluded his career by being named a Sheridan All-American during his senior season. Along the way he set the TSU record for career tackles (406) and tackles in a season (197); both marks still stand in the Tiger record book. In 1986 Reed led TSU to the second round of the I-AA playoffs and was selected the team's MVP in each 1987 and 1988.
- Reed is the son of the late Robert Reed, Jr., an All-American at Tennessee State in 1963 and 1964 who later went on to play with the Washington Redskins.

ASSISTANT COACHES

Offensive Coordinator:.....Mike Jones
 Alma Mater: Tennessee State, 1983 (5th season)

Co-Defensive Coordinator:Justin Roberts
 Alma Mater:Missouri Southern, 1996 (4th season)

Co-Defensive Coordinator/Recruiting Coordinator:...Osita Alaribe
 Alma Mater: North Carolina A&T, 2004 (6th season)

Pass Game Coordinator/Quarterbacks:Jeff Parker
 Alma Mater:Bethune-Cookman, 1994 (5th season)

Safeties/Co-Special Teams Coordinator:Ed Sanders
 Alma Mater: Tennessee State, 2000 (6th season)

Offensive Line:..... Russ Ehrenfeld
 Alma Mater: Chattanooga, 1981 (3rd season)

Cornerbacks:..... Mikhal Kornegay
 Alma Mater: Florida State, 2006 (3rd season)

Running Backs: Larry Williams
 Alma Mater: Florida A&M, 1999 (2nd season)

Tight Ends: Bill Khayat
 Alma Mater:Duke, 1995 (2nd season)

Operations:..... Daniel Kuhn
 Alma Mater: Nicholls State, 2003 (1st season)

2013 TEAM STATISTICS

	<u>TSU</u>	<u>Opponent</u>				
SCORING	381	253				
Points Per Game	27.2	18.1				
FIRST DOWNS	253	233				
Rushing	114	99				
Passing	116	101				
Penalty	23	33				
RUSHING YARDAGE	2293	1693				
Yards Gained Rushing	2715	2156				
Yards Lost Rushing	422	463				
Rushing Attempts	571	501				
Average Per Rush	4.0	3.4				
Average Per Game	163.8	120.9				
TDs Rushing	14	13				
PASSING YARDAGE	2579	2451				
Comp-Att-Int	220-372-4	217-428-21				
Average Per Pass	6.9	5.7				
Average Per Catch	11.7	11.3				
Average Per Game	184.2	175.1				
TDs Passing	26	15				
TOTAL OFFENSE	4872	4144				
Total Plays	943	929				
Average Per Play	5.2	4.5				
Average Per Game	348.0	296.0				
TIME OF POSSESSION/GAME	31:58	28:02				
3RD DOWN CONVERSIONS	83/207	52/190				
3rd-Down Pct.	40%	27%				
4TH DOWN CONVERSIONS	6/12	15/37				
4th-Down Pct.	50%	41%				
RED-ZONE SCORES	37-51 (73%)	29-36 (81%)				
RED-ZONE TOUCHDOWNS	26-51 (51%)	20-36 (56%)				
PAT-ATTEMPTS	43-45 (96%)	24-29 (83%)				
ATTENDANCE	57,309	59,992				
Games/Avg. Per Game	5/11,462	7/8,570				
Neutral Site Games	-	2/32,200				
<u>SCORE BY QUARTERS</u>	<u>1st</u>	<u>2nd</u>	<u>3rd</u>	<u>4th</u>	<u>OT</u>	<u>Total</u>
Tennessee State	93	96	102	90	-	381
Opponents	73	83	38	59	-	253

2013 INDIVIDUAL STATISTICS

RUSHING	<u>G</u>	<u>Att.</u>	<u>Yds.</u>	<u>Avg.</u>	<u>TD</u>	<u>Yds./G</u>
Player						
Tim Broughton	14	237	1146	4.8	6	81.9
Telvin Hooks	13	146	688	4.7	5	52.9
Adam Davenport	13	47	174	3.7	0	13.4
Darion Hall	8	19	158	8.3	1	19.8
Ronald Butler	14	61	103	1.7	0	7.4
PASSING	<u>G</u>	<u>Cmp.-Att.</u>	<u>Pct.</u>	<u>Yds.</u>	<u>TD/Int.</u>	<u>Avg.</u>
Player						
Ronald Butler	14	135-230	58.7	1405	13/4	100.4
Michael German	7	84-140	60.0	1168	13/0	166.9
RECEIVING	<u>G</u>	<u>No.</u>	<u>Yds.</u>	<u>Avg.</u>	<u>TD</u>	<u>Yds./G</u>
Player						
Ryan Mitchell	13	35	632	18.1	7	48.6
A.C. Leonard	13	34	441	13.0	5	33.9
Lavataie Kelly	11	31	360	11.6	1	32.7
Devin Wilson	11	26	265	10.2	0	24.1
Wesley Samuels	13	24	235	9.8	6	18.1
SCORING	<u>G</u>	<u>TD</u>	<u>Xpt.</u>	<u>FG</u>	<u>Pts.</u>	<u>Pts./G</u>
Player						
Jamin Godfrey	14	-	43-45	18-29	97	6.9
Ryan Mitchell	13	8	-	-	48	3.7
Wesley Samuels	13	6	-	-	38	2.9
Tim Broughton	14	6	-	-	36	2.6
TACKLES	<u>G</u>	<u>Solo</u>	<u>Asst.</u>	<u>Total</u>	<u>TFL</u>	<u>Sacks</u>
Player						
Nick Thrasher	14	69	41	110	12.0	0.5
Daniel Fitzpatrick	14	52	23	75	5.5	0
David Van Dyke	13	38	20	58	1.0	0
Harold Watson	14	35	15	50	3.0	1.0
Antonio Harper	13	27	22	49	13.0	7.0
INTERCEPTIONS	<u>G</u>	<u>No.</u>	<u>Yds.</u>	<u>Avg.</u>	<u>TD</u>	<u>PBU</u>
Player						
Daniel Fitzpatrick	14	8	140	17.5	3	8
De'Ante Saunders	12	4	118	29.5	0	9
David Van Dyke	13	4	51	12.8	1	2
Bernell Brooks	14	2	4	2.0	0	1

Returning Players in Bold



2013 SCHEDULE AND RESULTS

<u>Date</u>	<u>Opponent</u>	<u>Result</u>	<u>Attendance</u>
9/1	Bethune-Cookman ^	L, 12-9	16,108
9/7	at Florida A&M	W, 27-7	14,237
9/14	vs. Jackson State \$	W, 26-16	42,400
9/21	at Tennessee Tech*	W, 41-21	10,044
9/28	vs. Central State !	W, 73-6	22,000
10/5	Southeast Missouri*	W, 40-16	7,374
10/12	at #24 Jacksonville State*	W, 31-15	19,092
10/19	at UT Martin*	W, 29-15	4,166
10/26	#2 Eastern Illinois*	L, 34-16	22,157
11/2	at Eastern Kentucky*	L, 44-0	5,700
11/9	Austin Peay* @	W, 31-6	5,258
11/16	Murray State*	W, 17-10	6,412
11/30	at Butler #	W, 31-0	1,928
12/7	at #2 Eastern Illinois #	L, 51-10	4,825

* - Ohio Valley Conference Contest

Home Games in Bold

^ - John Merritt Classic (LP Field - Nashville, Tenn.)

\$ - Southern Heritage Classic (Memphis, Tenn.)

@ - Game played at Hale Stadium (Nashville, Tenn.)

! - Gateway Classic (St. Louis, Mo.)

- FCS Playoff Game

TEAM RECORDS

INDIVIDUAL RUSHING

Most Attempts

Game: 43 - Trabis Ward (2012)
Season: 322 - Charles Anthony (2003)
Career: 910 - Charles Anthony (2001-04)

Most Yards

Game: 285 - Charles Anthony vs. Samford (2004)
Season: 1,739 - Charles Anthony (2004)
Career: 5,057 - Charles Anthony (2001-04)

INDIVIDUAL PASSING

Most Attempts

Game: 55 - Brian Ransom vs. Chattanooga (1981)
Season: 395 - Gilbert Renfroe (1985)
Career: 1,100 - Joe Adams (1977-80)

Most Completions

Game: 36 - Brian Ransom vs. Chattanooga (1981)
Season: 221 - Brian Ransom (1981)
Career: 604 - Joe Adams (1977-80)

Most Yards

Game: 491 - Leon Murray vs. Murray State (1998)
Season: 3,182 - Brian Ransom (1981)
Career: 8,653 - Joe Adams (1977-80)


INDIVIDUAL RECEIVING

Most Receptions

Game: 13 - Tyrone Butterfield vs. Southeast Mo. (1997)
Season: 72 - Tyrone Butterfield (1998)
72 - Juan Hall (1996)
Career: 200 - Mike Jones (1979-82)

Most Receiving Yards

Game: 249 - Tyrone Butterfield vs. Murray St. (1998)
Season: 1,307 - Golden Tate (1983)
Career: 3,903 - C.J. Johnson (2000-03)



Former Tiger Richard Dent was a four-time Pro Bowl selection for the Chicago Bears. He was inducted to the Pro Football Hall of Fame in 2011.

YEAR-BY-YEAR RESULTS

YEAR	ALL	OVC	COACH	YEAR	ALL	OVC	COACH
1912	3-1	--	H.N. Robinson	1963	6-3	--	John Merritt
1913	6-0	--	H.N. Robinson	1964	8-2	--	John Merritt
1914	Records Incomplete		Buck Hunt	1965	9-0-1	--	John Merritt
1915	Records Incomplete		Buck Hunt	1966	10-0	--	John Merritt
1916	Records Incomplete		Buck Hunt	1967	6-3	--	John Merritt
1917	Records Incomplete		Buck Hunt	1968	6-2-1	--	John Merritt
1918	Records Incomplete		Buck Hunt	1969	7-1-1	--	John Merritt
1919	Records Incomplete		Buck Hunt	1970	11-0	--	John Merritt
1920	Records Incomplete		Joe E. Scruggs	1971	9-1	--	John Merritt
1921	Records Incomplete		Joe E. Scruggs	1972	11-1	--	John Merritt
1922	Records Incomplete		Joe E. Scruggs	1973	10-0	--	John Merritt
1923	Records Incomplete		Joe E. Scruggs	1974	8-2	--	John Merritt
1924	4-1-1	--	Joe E. Scruggs	1975	5-4	--	John Merritt
1925	4-1-1	--	George Davenport	1976	7-2-1	--	John Merritt
1926	Records Incomplete		George Davenport	1977	8-1-1	--	John Merritt
1927	Records Incomplete		Felton Gale	1978	8-3	--	John Merritt
1928	Records Incomplete		Harry Long	1979	8-3	--	John Merritt
1929	Records Incomplete		Alton Jackson	1980	9-1	--	John Merritt
1930	Records Incomplete		T.D. Upshaw	1981	9-2	--	John Merritt
1931	Records Incomplete		T.D. Upshaw	1982	9-0-1	--	John Merritt
1932	Records Incomplete		Harry Benjamin	1983	8-2-1	--	John Merritt
1933	4-1-1	--	Walter S. Davis	1984	11-0	--	Bill Thomas
1934	6-1	--	Walter S. Davis	1985	7-4	--	Bill Thomas
1935	4-2-1	--	Walter S. Davis	1986	10-2-1	--	Bill Thomas
1936	3-3-2	--	Walter S. Davis	1987	3-7-1	--	Bill Thomas
1937	3-1-1	--	Ruebin Mundy	1988	3-7-1	2-4	Bill Thomas
1938	6-1	--	Lawrence Simmons	1989	5-5-1	3-3	Joe Gilliam, Sr.
1939	3-3-1	--	Lawrence Simmons	1990	7-4	4-2	Joe Gilliam, Sr.
1940	No Games Played			1991	3-8	2-5	Joe Gilliam, Sr.
1941	No Games Played			1992	5-6	5-3	Joe Gilliam, Sr.
1942	No Games Played			1993	4-7	4-4	Bill Davis
1943	No Games Played			1994	5-6	4-4	Bill Davis
1944	8-2-1	--	Henry Kean	1995	2-9	1-7	Bill Davis
1945	8-2	--	Henry Kean	1996	4-7	3-5	L.C. Cole
1946	10-1	--	Henry Kean	1997	4-7	4-3	L.C. Cole
1947	10-0	--	Henry Kean	1998	9-3	6-1	L.C. Cole
1948	5-3-1	--	Henry Kean	1999	11-1	7-0	L.C. Cole
1949	9-1	--	Henry Kean	2000	3-8	2-5	James Reese
1950	9-2	--	Henry Kean	2001	8-3	3-3	James Reese
1951	8-2	--	Henry Kean	2002	2-10	1-5	James Reese
1952	8-2	--	Henry Kean	2003	7-5	5-3	James Reese
1953	8-0-1	--	Henry Kean	2004	4-7	2-6	James Reese
1954	10-0	--	Henry Kean	2005	2-9	1-6	James Webster
1955	7-2	--	Howard Gentry	2006	6-5	5-3	James Webster
1956	10-0	--	Howard Gentry	2007	5-6	4-3	James Webster
1957	5-0-1	--	Howard Gentry	2008	8-4	5-3	James Webster
1958	4-4	--	Howard Gentry	2009	4-7	3-4	James Webster
1959	9-1	--	Howard Gentry	2010	3-8	0-7	Rod Reed
1960	7-3	--	Howard Gentry	2011	5-6	4-4	Rod Reed
1961	4-4-1	--	L. Simmons	2012	8-3	4-3	Rod Reed
1962	1-7-1	--	L. Simmons	2013	10-4	6-2	Rod Reed

OVC Championships (2)

1998, 1999

NCAA FCS Playoff Appearances (4)

1986, 1998, 1999, 2013

(Note: Appearances in 1981 & 1982 were later vacated)

ALL-TIME COACHES

Coach	Years	Overall Record	OVC Record	OVC Titles	Playoff Appearances
H.N. Robinson	1912-13	9-1 (.900)	-	-	-
Buck Hunt*	1914-19	-	-	-	-
Joe E. Scruggs*	1920-23	4-1 (.800)	-	-	-
George Davenport*	1925-26	4-1 (.800)	-	-	-
Felton "Zip" Gale*	1927	-	-	-	-
Harry Long*	1928	-	-	-	-
Alton Jackson*	1929	-	-	-	-
T.D. Upshaw*	1930-31	-	-	-	-
Harry Benjamin*	1932	-	-	-	-
Walter S. Davis	1933-36	17-8-4 (.586)	-	-	-
Ruebin Mundy	1937	3-1-1 (.600)	-	-	-
Lawrence Simmons	1938-39, 61-62	14-15-3 (.438)	-	-	-
Henry Kean	1944-54	109-15-2 (.865)	-	-	-
Howard Gentry, Sr.	1955-60	42-10-1 (.792)	-	-	-
John Merritt	1963-83	232-65-11 (.771)	-	-	2
Bill Thomas	1984-88	34-20-3 (.596)	2-4 (.333)	0	0
Joe Gilliam, Sr.	1989-92	20-23-1 (.455)	14-13 (.519)	0	0
Bill Davis	1993-95	11-22 (.333)	9-15 (.375)	0	0
L.C. Cole	1996-99	28-18 (.609)	20-9 (.690)	2	2
James Reese	2000-04	24-33 (.421)	13-21 (.382)	0	0
James Webster	2005-09	25-31 (.446)	18-19 (.486)	0	0
Rod Reed	2010-present	26-21 (.553)	14-16 (.467)	0	0

* Records incomplete for some portion of tenure



Tucker Stadium (16,500) - Opened in 1966.



TENNESSEE TECH GOLDEN EAGLES



Dr. Philip Oldham
President



Mark Wilson
Athletics Director



Rob Schabert
Football Contact



Watson Brown
Head Coach

2014 SCHEDULE

Aug. 28	Kentucky Christian	7:00 p.m.
<i>First meeting</i>		
Sept. 6	at Indiana State	2:00 p.m.
<i>Tennessee Tech leads 1-0; Last Meeting: TTU won 38-37 (9/28/13)</i>		
Sept. 20	at Tennessee State*	2:00 p.m.
<i>Tennessee State leads 17-10; Last Meeting: TSU won 41-21 (9/21/13)</i>		
Sept. 27	at Northern Iowa	4:00 p.m.
<i>First meeting</i>		
Oct. 4	Murray State*	7:00 p.m.
<i>Tennessee Tech leads 41-37-1; Last Meeting: MSU won 35-24 (10/5/13)</i>		
Oct. 9	at UT Martin*	6:30 p.m.
<i>Tennessee Tech leads 22-11-2; Last Meeting: UTM won 28-17 (10/10/13)</i>		
Oct. 18	Eastern Kentucky*	7:00 p.m.
<i>Eastern Kentucky leads 52-18; Last Meeting: ECU won 24-10 (10/19/13)</i>		
Oct. 25	at Jacksonville State*	3:00 p.m.
<i>Jacksonville State leads 11-6; Last Meeting: JSU won 34-14 (10/26/13)</i>		
Nov. 1	Eastern Illinois*	1:30 p.m.
<i>Eastern Illinois leads 14-6; Last Meeting: EIU won 56-21 (11/2/13)</i>		
Nov. 8	Southeast Missouri* (TV: ESPN3)	1:30 p.m.
<i>Tennessee Tech leads 13-9; Last Meeting: TTU won 41-16 (11/9/13)</i>		
Nov. 15	Chattanooga	1:30 p.m.
<i>Chattanooga leads 28-10; Last Meeting: UTC won 31-7 (8/31/06)</i>		
Nov. 22	at Austin Peay*	4:00 p.m.
<i>Tennessee Tech leads 29-18; Last Meeting: TTU won 34-0 (11/23/13)</i>		

* Denotes Ohio Valley Conference Matchup
Home Games in Bold HC - Homecoming
 All Times Central and Subject to Change

QUICK FACTS

Basic Information

Location: Cookeville, Tenn.
 Enrollment: 11,385
 Founded: 1915
 Nickname: Golden Eagles
 Colors: Purple and Gold
 President: Dr. Philip Oldham
 Athletic Director: Mark Wilson
 Stadium (Capacity): Tucker Stadium (16,500)
 Surface: 24/7 Turf

Media Relations

Football Contact: Rob Schabert
 Office Phone: (931) 372-3088
 Cell Phone: (931) 267-1065
 Fax: (931) 372-6139
 Email: rschabert@tnitech.edu
 Web site: www.TTUSports.com
 Press Box Phone: (931) 372-6030/6031

Team Information

Offense: Multiple Spread
 Defense: Multiple 4-2
 Lettermen Returning/Lost: 49/17
 Offensive Starters Returning: 19
 Defensive Starters Returning: 12
 Special Teams: 3
 2013 Record/OVC Record (Finish): 5-7/2-6 (7th/tie)
 Postseason: none

All-Time Record/OVC Record: 485-567-31 (.462)/197-223-3 (.469)
 Joined OVC: 1949
 OVC Championships (Last): 10 (2011)
 NCAA FCS Playoff Appearances (Last): 1 (2011)

PRESEASON DEPTH CHART

OFFENSE

WR	9	Cody Matthews	6-2	190	Sr.
	1	Steve Wilson	6-2	195	Jr.
OT	75	Matthew Smith	6-4	300	Sr.
	71	William Chatmon	6-4	285	So.
OG	62	Randall Reeves	6-2	300	Sr.
	73	Blake Luevano	6-6	300	Jr.
C	50	J.T. Rankin	6-1	285	So.
	55	Charles Mouton	6-3	305	Jr.
OG	70	Jibrin Linge	6-3	310	Jr.
	79	Brett Dillard	6-3	300	Jr.
OT	65	Matt Martin	6-5	300	So.
	64	Justin Ivory	6-6	350	Jr.
QB	18	Jared Davis	6-4	215	So.
	17	Trent Thompson	6-3	196	So.
QW	5	Darian Stone	6-0	195	Sr.
	8	Brock McCoin	6-2	180	R-Fr.
RB	21	Stephen Bush	5-9	200	Sr.
	43	Isaiah McKinney	6-1	215	So.
RB	6	Radir Annoor	5-10	205	Jr.
	3	Ladarius Vanlier	5-7	170	Jr.
TE	42	Dametris Watson	6-4	235	So.
	89	Corey Malone	6-6	235	So.
WR	15	Krys Cates	6-3	200	Jr.
	2	Jordan Smith	6-1	185	Jr.

DEFENSE

DE	84	Jordan Patrick	6-5	245	So.
	93	Harrison Reid	6-4	253	Jr.
NT	56	Terrell Rollins	6-0	285	R-Fr.
	92	Mike Cain	5-9	295	R-Fr.
DT	99	Kevin Robinson-White	6-1	325	So.
	52	Avery Rollins	6-3	285	Jr.
LB	85	Midoho Okpokowuruk	6-2	245	Sr.
	48	Jordan Carroll	6-3	245	So.
LB	30	Tra'Darius Goff	6-0	240	Sr.
	40	Jonathan Coleman	6-2	215	Fr.
LB	33	Jay Rudwall	6-1	230	Jr.
	44	Lenier Lee	6-0	210	So.
CB	21	Demario Donnell	5-9	175	So.
	12	Maleek Hall	5-11	192	So.
FS	11	Marty Jones	6-1	190	Sr.
	37	Patrick Prewitt	6-2	200	Jr.
SS	14	Austin Tallant	6-2	190	Jr.
	23	Jimmy Laughlin	6-3	220	Jr.
ROV	7	Bill Dillard	6-0	195	Jr.
	41	Cory Webber	6-2	200	Sr.
NICK	23	Jimmy Laughlin	6-3	220	Jr.
	84	Jordan Patrick	6-5	245	So.
CB	24	James Huguely	6-0	185	Sr.
	36	Tevin McDermott	6-1	205	Sr.

SPECIAL TEAMS

PK	96	Zach Sharp	6-2	195	Sr.
	88	Chris Harris	6-0	190	Jr.
P	19	Jonathan King	6-1	175	R-Fr.
	96	Zach Sharp	6-2	195	Sr.
LS	54	Ben Viaene	6-2	220	Sr.
HO	11	Marty Jones	6-1	190	Sr.
RET	3	Ladarius Vanlier	5-7	170	Jr.
	8	Brock McCoin	6-2	180	R-Fr.
	27	Trey Burks	5-9	190	Fr.
	6	Radir Annoor	5-10	205	Jr.

Returning Starters in Bold

Key Losses

P	Chad Zinchini
	75 punts, 45.9 yards/punt, Long of 70, 28 of 50+ yds.
WR	Zach Ziegler
	30 catches, 180 yards, 2 TDs
DL	Malcom Mitchell
	47 tackles, 13.0 TFL, 7.5 sacks, 2 PBU, 2 FF, 1 FR
OL	Wesley Sherrill
	1st Team All-OVC

PLAYERS TO WATCH



DARIAN STONE

Senior • Quarterback
6-0 • 195 • Clinton, Tenn.

Will start at the new QW hybrid position for the Golden Eagles in 2014...Started at quarterback final four games of 2012 and 10 games in 2013... Led Tech in rushing in 2012 with 553 yards and ranked first on the team again in 2013 with 536 yards...Had 297 yards total offense against Southeast Missouri and 271 against Austin Peay in final two games of the year...Had 467 yards of total offense in 2012 win over UT Martin to win FCS National Offensive Player of the Week honors, passing for 277 and rushing for 190 yards.



TRA'DARIUS GOFF

Senior • Linebacker
6-0 • 235 • Columbia, Tenn.

Preseason All-OVC...Starter at middle linebacker in all 24 games the past two seasons and has played in 35 games in his career...Enters the year with 221 career tackles, posting 101 total tackles in each of the past two seasons...First Tech player with back-to-back 100-tackle seasons since Daniel Wentzel in 2002-03... Career-high 16 tackles vs. Jacksonville State in 2013... Has 10 games with double-digit tackles...Second-team all-OVC in 2013 season...Second in the OVC in tackles in 2013 and 19th in tackles-for-loss...Named both Offensive and Defensive MVP in TSSAA state championship game for Columbia Central HS in 2010, played in Tech's Tucker Stadium.

TEAM NOTES

• Head coach Watson Brown reached a milestone in 2013, as he and his brother Mack (formerly at Texas) set the record for most combined Division I victories by brothers. On November 9 the duo broke the previous record of 362 victories by Vince and Bill Dooley (201 by Vince, 161 by Bill). At the conclusion of the 2013 season the Brown's had 365 wins (238 by Mack and 127 by Watson).

• The Tennessee Tech football team was honored by the Football Championship Subdivision Athletics Directors Association (FCS ADA) for having the "Highest APR in 2012-13) in the Ohio Valley Conference. Now in its 21st year, the FCS ADA's mission is to enhance Football Championship Subdivision football.

* Five of Tennessee Tech's 11 FCS opponents are ranked in the Top 25 in various pre-season polls, including conference foes Eastern Illinois, Jacksonville State and Tennessee State. Also landing spots in the rankings are Northern Iowa (Sept. 27) and Chattanooga (Nov. 15).

* Cody Matthews has 977 career receiving yards to his credit, needing 23 to reach the 1,000-yard milestone. He has at least one catch in 17 of the last 19 games in which he has played.

* The Tech defense has plenty of veteran leadership, featuring three players with more than 200 career tackles. Senior Austin Tallant is the career leader among active players with 251 tackles, while graduate student Marty Jones and 243 tackles. Linebacker Tra'Darius Goff, who has had 101 tackles in each of the past two seasons, enters 2014 with 221 career stops.

* Senior quarterback Darian Stone enters his final season with 3,175 yards of total offense. He has recorded 1,824 career passing yards and 1,351 career rushing yards. Junior Ladarius Vanlier is the career leader on the squad in all-purpose yards, bringing a total of 2,343 into his third season.

NUMERICAL ROSTER

No.	Name	Pos.	Ht.	Wt.	Yr.	Hometown (Last School)
1	Steve Wilson	WR	6-2	195	Jr.	Nashville, Tenn. (Smyrna HS)
2	Jordan Smith	WR	6-1	185	Jr.	LaVergne, Tenn. (Battle Ground Academy)
3	Ladarius Vanlier	RB	5-7	170	Jr.	Nashville, Tenn. (Maplewood HS)
4	Ty Jobe	QW	6-2	195	Fr.	Watertown, Tenn. (Watertown HS)
5	Darian Stone	QW	6-0	195	Sr.	Clinton, Tenn. (Clinton HS)
6	Radir Annoor	RB	5-11	205	Jr.	Nashville, Tenn. (Brentwood Academy)
7	Bill Dillard	S	6-0	195	Jr.	Vestavia, Ala. (Vestavia Hills HS)
8	Brock McCoin	QW	6-2	180	R-Fr.	Livingston, Tenn. (Livingston Academy)
9	Cody Matthews	WR	6-2	190	Sr.	Gallatin, Tenn. (Gallatin HS)
10	Senquay Eichelberger	SS	6-1	185	So.	Tupelo, Miss. (Pearl-Cohn HS)
10	Matt Hamby	QB	6-4	210	Jr.	Murfreesboro, Tenn. (Brentwood Academy)
11	Marty Jones	FS	6-1	190	Sr.	Cincinnati, Ohio (Sycamore HS)
12	Maleek Hall	CB	5-11	192	So.	Clarksville, Tenn. (Kenwood HS)
13	Demario Donnell	CB	5-9	175	Jr.	Nashville, Tenn. (Pearl-Cohn HS)
14	Austin Tallant	SS	6-0	190	Sr.	Alcoa, Tenn. (Alcoa HS)
15	Krys Cates	WR	6-3	200	Jr.	Newport, Tenn. (Cocke County HS)
16	Daniel Pierce	QW	6-0	192	Jr.	Cleveland, Tenn. (Gateway Christian HS)
17	Trent Thompson	QB	6-3	210	So.	Powder Springs, Ga. (McEachern HS)
18	Jared Davis	QB	6-4	220	So.	Manchester, Tenn. (Tullahoma HS)
19	Jonathan King	P/K	6-1	175	R-Fr.	Knoxville, Tenn. (Farragut HS)
20	Johnnie Anderson	S	6-0	215	Fr.	Athens, Ala. (Athens HS)
21	Stephen Bush	RB	5-9	200	Sr.	Cookeville, Tenn. (Cookeville HS)
22	Deven Sullivan	RB	6-3	215	Fr.	Muscle Shoals, Ala. (Muscle Shoals HS)
23	Jimmy Laughlin	S	6-3	220	Jr.	Vestavia, Ala. (Vestavia Hills HS)
24	James Huguely	CB	6-0	185	Sr.	Atlanta, Ga. (Cedar Grove HS)
25	Dorian Carter	RB	5-11	181	Fr.	Hendersonville, Tenn./ Beech HS
25	Jalen Manning	CB	5-10	190	Fr.	Carthage, Tenn. (Smith County HS)
26	Conor Sparkman	S	5-11	185	Jr.	Sparta, Tenn. (White County HS)
27	Trey Burks	RB	5-9	190	R-Fr.	Tullahoma, Tenn. (Tullahoma HS)
28	Steven Lillard	CB	5-8	170	So.	Nashville, Tenn. (Hunters Lane HS)
29	Colton Belew	WR	6-3	205	So.	Columbia, Tenn. (Columbia Central HS)
29	J.P. Evans	SS	6-0	220	R-Fr.	Lynchburg, Tenn. (Moore County HS)
30	Tra'Darius Goff	LB	6-0	240	Sr.	Columbia, Tenn. (Columbia Central HS)
31	Luke Woodason	CB	6-0	180	Jr.	Dalton, Ga. (Northwest Whitfield HS)
32	Trey Thompson	LB	6-2	235	R-Fr.	Cincinnati, Ohio (LaSalle HS)
33	Jay Rudwall	LB	6-1	240	Jr.	Ooltewah, Tenn. (Ooltewah HS)
36	Tevin McDermott	CB	6-1	205	Sr.	Athens, Tenn. (Appalachian State)
37	Patrick Prewitt	S	6-2	200	Jr.	Vestavia, Ala. (Vestavia Hills HS)
38	Tyler Harrell	S	6-3	205	Fr.	Calera, Ala. (Calera HS)
38	Austin Nelson	H	6-0	245	R-Fr.	Gallatin, Tenn. (Station Camp HS)
39	Deosha McColley	CB	5-9	182	So.	Chattanooga, Tenn. (Baylor HS)
40	Jonathan Coleman	LB	6-2	215	Fr.	Delray Beach, Fla. (Village Academy HS)
41	Cory Webber	S	6-2	200	Sr.	Forest Park, Ohio (Winton Woods HS)
42	Dametris Watson	H	6-4	235	So.	Hendersonville, Tenn. (Beech HS)
43	Isaiah McKinney	RB	6-1	215	So.	Morristown, Tenn. (Morristown West HS)
44	Lanier Lee	LB	6-0	240	So.	Moreno Valley, Calif. (Chaffee College)
45	Robert Hill Bronson	LB	5-10	210	So.	Brooksville, Fla. (Hernando HS)
46	Josh Smith	WR	5-11	190	Sr.	LaVergne, Tenn. (Battle Ground Academy)
47	Dorian Eskridge	RB	5-10	195	So.	Knoxville, Tenn. (Hardin Valley HS)
48	Jordan Carroll	DE	6-3	245	So.	Birmingham, Ala. (Briarwood HS)
49	Elliott Normand	LB	5-11	220	R-Fr.	Oak Ridge, Tenn. (Oak Ridge HS)
50	J.T. Rankin	OL	6-1	290	So.	Alcoa, Tenn. (Alcoa HS)
52	Avery Rollins	DT	6-3	285	Jr.	Gadsden, Ala. (Gadsden City HS)
54	Ben Viaeane	LS	6-2	220	Sr.	Hortonville, Wis. (Minnesota Crookston)
55	Charles Mouton	OL	6-3	305	Jr.	Victorville, Calif. (Victor Valley JC)
56	Terrell Rollins	NG	6-0	285	So.	Greeneville, Tenn. (Greeneville HS)
57	Zach Malone	DE	6-2	250	So.	Henderson, Tenn. (Chester County HS)
58	Dylan Sullivan	LS	6-1	260	Jr.	LaVergne, Tenn. (LaVergne HS)
59	Joshua Belhu	LB	5-11	230	R-Fr.	Mt. Juliet, Tenn. (Mt. Juliet HS)
60	Sage Stockton	OL	6-0	285	Fr.	Savannah, Tenn. (Hardin County HS)
61	Gage Terry	OL	6-3	310	R-Fr.	Burns, Tenn. (Creek Wood HS)
62	Randall Reeves	OL	6-2	300	Sr.	McCalla, Ala. (McAdory HS)
63	Tyler Coen	OL	6-3	305	R-Fr.	Gordonsville, Tenn. (Gordonsville HS)
64	Justin Ivory	OL	6-6	350	Jr.	Columbus, Ohio (Vestavia Hills HS)
65	Matt Martin	OL	6-5	300	So.	Franklin, Tenn. (Battle Ground Academy)
70	Jibrin Linge	OL	6-3	310	Jr.	Marietta, Ga. (Sprayberry HS)
71	William Chatmon	OL	6-4	298	So.	Kennesaw, Ga. (North Cobb HS)
72	Charles Rutledge	OL	6-5	285	R-Fr.	Decatur, Ga. (Columbia HS)
73	Blake Luevano	OL	6-6	300	Jr.	Arcadia, Calif. (Citrus College HS)
75	Matthew Smith	OL	6-4	300	Sr.	Jonesboro, Ga. (North Clayton HS)
76	Dylan Swiley	OL	6-3	295	Fr.	Riceville, Tenn. (McMinn Central HS)
79	Brett Dillard	OL	6-3	300	Jr.	Mt. Juliet, Tenn. (Mt. Juliet HS)
80	Preston Reed	DE	6-5	205	Fr.	Lebanon, Tenn. (Wilson Central HS)
81	Neil Gannaway	WR	6-4	205	Jr.	Birmingham, Ala. (Vestavia Hills HS)
83	John Arnold	K	6-0	185	R-Fr.	Nashville, Tenn. (Father Ryan HS)
83	Hayden Freels	TE	6-4	215	R-Fr.	Rockwood, Tenn. (Rockwood HS)
84	Jordan Patrick	DE	6-5	245	So.	Alcoa, Tenn. (Alcoa HS)
86	Hayden Alexander	WR	6-1	195	R-Fr.	Gallatin, Tenn. (Gallatin HS)
86	Joe Robertson	DE	6-3	225	R-Fr.	Franklin, Tenn. (Page HS)
87	DaJuan Brown	DE	6-5	260	Sr.	Smyrna, Tenn. (Blackman HS)
88	Chris Harris	K/P	6-0	190	Jr.	Columbia, Tenn. (Columbia Central HS)
89	Cory Malone	TE	6-6	240	So.	Henderson, Tenn. (Chester County HS)
91	Kyron Hart	DT	6-3	280	So.	Lebanon, Tenn. (Lebanon HS)
92	Mike Cain	NG	5-9	295	R-Fr.	Nashville, Tenn. (Whites Creek HS)
93	Harrison Reid	DE	6-5	262	Jr.	Cincinnati, Ohio (Winton Woods HS)
94	Midoho Okpokowuruk	DE	6-2	245	Sr.	Charlotte, N.C. (The McCallie School)
95	Dakota Rushing	DE	6-6	245	Fr.	Haleyville, Ala. (Haleyville HS)
96	Zach Sharp	K	6-2	195	Sr.	Maryville, Tenn. (Maryville HS)
97	Chris McElderry	DT	6-1	260	Fr.	Gadsden, Ala. (Gadsden City HS)
98	Dez Jarman	DE	6-4	250	Fr.	Cincinnati, Ohio (Winton Woods HS)
99	Kevin Robinson-White	DT	6-1	325	So.	Cincinnati, Ohio (Moeller HS)

ALPHABETICAL ROSTER

No.	Name	Pos.	Yr.
86	Hayden Alexander	WR	R-Fr.
20	Johnnie Anderson	S	Fr.
6	Radir Annoor	RB	Jr.
83	John Arnold	K	R-Fr.
29	Colton Belew	WR	So.
59	Joshua Belhu	LB	R-Fr.
45	Robert Hill Bronson	LB	So.
87	DaJuan Brown	DE	Sr.
27	Trey Burks	RB	R-Fr.
21	Stephen Bush	RB	Sr.
92	Mike Cain	NG	R-Fr.
48	Jordan Carroll	DE	So.
25	Dorian Carter	RB	Fr.
15	Krys Cates	WR	Jr.
71	William Chatmon	OL	So.
63	Tyler Coen	OL	R-Fr.
40	Jonathan Coleman	LB	Fr.
18	Jared Davis	QB	So.
7	Bill Dillard	S	Jr.
79	Brett Dillard	OL	Jr.
13	Demario Donnell	CB	Jr.
10	Senquay Eichelberger	SS	So.
47	Dorian Eskridge	RB	So.
29	J.P. Evans	SS	R-Fr.
83	Hayden Freels	TE	R-Fr.
81	Neil Gannaway	WR	Jr.
30	Tra'Darius Goff	LB	Sr.
12	Maleek Hall	CB	So.
10	Matt Hamby	QB	Jr.
38	Tyler Harrell	S	Fr.
88	Chris Harris	K/P	Jr.
91	Kyron Hart	DT	So.
24	James Huguely	CB	Sr.
64	Justin Ivory	OL	Jr.
98	Dez Jarman	DE	Fr.
4	Ty Jobe	QW	Fr.
11	Marty Jones	FS	Sr.
19	Jonathan King	P/K	R-Fr.
23	Jimmy Laughlin	S	Jr.
44	Lanier Lee	LB	So.
28	Steven Lillard	CB	So.
70	Jibrin Linge	OL	Jr.
73	Blake Luevano	OL	Jr.
89	Cory Malone	TE	So.
57	Zach Malone	DE	So.
25	Jalen Manning	CB	Fr.
65	Matt Martin	OL	So.
9	Cody Matthews	WR	Sr.
8	Brock McCoin	QW	R-Fr.
39	Deosha McColley	CB	So.
36	Tevin McDermott	CB	Sr.
97	Chris McElderry	DT	Fr.
43	Isaiah McKinney	RB	So.
55	Charles Mouton	OL	Jr.
38	Austin Nelson	H	R-Fr.
49	Elliott Normand	LB	R-Fr.
94	Midoho Okpokowuruk	DE	Sr.
84	Jordan Patrick	DE	So.
16	Daniel Pierce	QW	Jr.
37	Patrick Prewitt	S	Jr.
50	J.T. Rankin	OL	So.
80	Preston Reed	DE	Fr.
62	Randall Reeves	OL	Sr.
93	Harrison Reid	DE	Jr.
86	Joe Robertson	DE	R-Fr.
99	Kevin Robinson-White	DT	So.
52	Avery Rollins	DT	Jr.
56	Terrell Rollins	NG	So.
33	Jay Rudwall	LB	Jr.
95	Dakota Rushing	DE	Fr.
72	Charles Rutledge	OL	R-Fr.
96	Zach Sharp	K	Sr.
2	Jordan Smith	WR	Jr.
46	Josh Smith	WR	Sr.
75	Matthew Smith	OL	Sr.
26	Conor Sparkman	S	Jr.
60	Sage Stockton	OL	Fr.
5	Darian Stone	QW	Sr.
58	Dylan Sullivan	LS	Jr.
22	Deven Sullivan	RB	Fr.
76	Dylan Swiley	OL	Fr.
14	Austin Tallant	SS	Sr.
61	Gage Terry	OL	R-Fr.
17	Trent Thompson	QB	So.
32	Trey Thompson	LB	R-Fr.
3	Ladarius Vanlier	RB	Jr.
54	Ben Viaeane	LS	Sr.
42	Dametris Watson	H	So.
41	Cory Webber	S	Sr.
1	Steve Wilson	WR	Jr.
31	Luke Woodason	CB	Jr.



Watson Brown returns to coach for his eighth season in his hometown of Cookeville, Tenn. After not coaching in the OVC since 1980, Brown took over the reins of the Tennessee Tech program in 2007. In 2011 he led the Golden Eagles to the OVC Championship, the first for the program since 1975.

WATSON BROWN

HEAD COACH

8TH SEASON (30TH OVERALL)

127-197-1 CAREER RECORD

33-46 AT TENNESSEE TECH

Birthdate: April 19, 1950
Hometown: Cookeville, Tenn.
College: Vanderbilt, 1973 (Geology)
Family: Wife - Brenda
 Children - Ginny, Steven

Career Record

Year	School	Overall	Conf. (Finish)
1979	Austin Peay	7-4	2-4 (5th)
1980	Austin Peay	7-4	5-2 (3rd-t)
1983	Cincinnati	4-6-1	-
1984	Rice	1-10	0-8 (9th)
1985	Rice	3-8	2-6 (6th)
1986	Vanderbilt	1-10	0-6 (10th)
1987	Vanderbilt	4-7	1-5 (7th-t)
1988	Vanderbilt	3-8	2-5 (9th-t)
1989	Vanderbilt	1-10	0-7 (10th)
1990	Vanderbilt	1-10	1-6 (8th-t)
1995	UAB	5-6	-
1996	UAB	5-6	-
1997	UAB	5-6	-
1998	UAB	4-7	-
1999	UAB	5-6	4-2 (2nd-t)
2000	UAB	7-4	3-4 (5th-t)
2001	UAB	6-5	5-2 (2nd-t)
2002	UAB	5-7	4-4 (5th-t)
2003	UAB	5-7	4-4 (6th-t)
2004	UAB	7-5	5-3 (2nd-t)
2005	UAB	5-6	3-5 (5th/East)
2006	UAB	3-9	2-6 (5th/East)
2007	Tennessee Tech	4-7	2-6 (7th-t)
2008	Tennessee Tech	3-9	1-7 (9th)
2009	Tennessee Tech	6-5	5-3 (2nd-t)
2010	Tennessee Tech	5-6	4-4 (6th)
2011	Tennessee Tech	7-4	6-2 (1st-t)
2012	Tennessee Tech	3-8	1-7 (8th-t)
2013	Tennessee Tech	5-7	2-6 (7th-t)

CAREER HIGHLIGHTS

• Brown was named the 10th head coach in Tennessee Tech football history on Dec. 9, 2006. Brown returned to his hometown of Cookeville to take over the Golden Eagles program. Brown was a standout athlete at Cookeville High School.

• Guided Tennessee Tech to a 6-2 OVC mark and three-way share of the OVC Championship in 2011. It was the first title for the TTU program since 1975. The Golden Eagles also earned the OVC's automatic bid to the FCS Playoffs, marking the first-ever playoff appearance for the program. TTU finished the season 7-4 overall, marking the best record among the eight Division I schools in the state of Tennessee.

• In 2011 was named OVC Coach of the Year, TSWA Coach of the Year and finished in the Top 15 of the voting for the Liberty Mutual FCS National Coach of the Year.

• Prior to coaching at Tennessee Tech Brown spent 12 years as head coach at UAB (1995-06). From 2002 he also served as the schools Director of Athletics, making him only the third A.D. in school history. After guiding UAB through I-AA to I-A independent status, Brown helped the Blazers into Conference USA in 1999. Brown-coached teams finished tied for second in C-USA in each 1999, 2001 and 2004. His 2004 squad was 7-5 overall, 5-3 in C-USA and participated in the Sheraton Hawaii Bowl.

• Brown got his start in coaching as an assistant coach at his alma mater, Vanderbilt, and later at East Carolina, Jacksonville State and Texas Tech. His break as a head coach came in 1979 at another OVC school - Austin Peay - at the age of 29. He led the Governors to back-to-back 7-4 seasons. His success in Clarksville led to jobs at Cincinnati, Rice and later as head coach at Vanderbilt for five seasons. Following his stint at Vandy, he was the offensive coordinator at Oklahoma.

• As a player at Vanderbilt, Brown was a standout quarterback and helped lead the Commodores to a 14-10 upset victory over Alabama in 1969. He was named *Sports Illustrated's* National Back of the Week for his performance.

• Brown comes from a line of successful coaches. His grandfather, Eddie "Jelly" Watson, was a legendary coach at Cookeville High School and his brother, Mack Brown, was the head coach at Texas (1998-2013), where he led the Longhorns to the 2005 BCS National Championship.

ASSISTANT COACHES

Offensive Coordinator:..... Steven Brown
 Alma Mater:..... Tennessee Tech, 2007 (8th season)

Defensive Coordinator:..... Donn Landholm
 Alma Mater:..... Wayne State, 1979 (2nd season)

Asst. Head Coach/Defensive Tackles: Sam Williamson
 Alma Mater:..... UAB, 2005 (8th season)

Asst. Head Coach/Offensive Line: Dewayne Alexander
 Alma Mater:..... Tennessee Tech, 1998 (5th season)

Defensive Ends/Outside Linebackers: Pat Donohoe
 Alma Mater:..... Wayne State, 1977 (1st season)

Runningbacks/H-Backs: Matt Forrest
 Alma Mater:..... Huntingdon (Ala.), 2010 (1st season)

Cornerbacks:..... Taylor Hennigan
 Alma Mater:..... Tennessee Tech, 2013 (1st season)

Strong Safeties/Nickels:..... Justin Matheney
 Alma Mater:..... Tennessee Tech, 2014 (1st season)

Defensive Passing Game Coordinator/Safeties: Sidney Powell
 Alma Mater:..... Morehouse College, 1997 (6th season)

Director of Football Culture:..... Jim Hensel
 Alma Mater:..... Northern Colorado, 1992 (1st season)

2013 TEAM STATISTICS

	<u>TTU</u>	<u>Opponent</u>				
SCORING	313	353				
Points Per Game	26.1	29.4				
FIRST DOWNS	222	237				
Rushing	102	105				
Passing	93	121				
Penalty	27	11				
RUSHING YARDAGE	1803	2056				
Yards Gained Rushing	2209	2346				
Yards Lost Rushing	406	290				
Rushing Attempts	482	506				
Average Per Rush	3.7	4.1				
Average Per Game	150.2	171.3				
TDs Rushing	26	20				
PASSING YARDAGE	1947	2676				
Comp-Att-Int	190-353-10	237-373-14				
Average Per Pass	5.5	7.2				
Average Per Catch	10.2	11.3				
Average Per Game	162.2	223.0				
TDs Passing	13	22				
TOTAL OFFENSE	3750	4732				
Total Plays	834	879				
Average Per Play	4.5	5.4				
Average Per Game	312.5	394.3				
TIME OF POSSESSION/GAME	29:06	30:54				
3RD DOWN CONVERSIONS	68/188	64/178				
3rd-Down Pct.	36%	36%				
4TH DOWN CONVERSIONS	14/25	16/28				
4th-Down Pct.	56%	57%				
RED-ZONE SCORES	37-42 (88%)	34-40 (85%)				
RED-ZONE TOUCHDOWNS	31-42 (74%)	27-40 (68%)				
PAT-ATTEMPTS	40-41 (98%)	42-44 (95%)				
ATTENDANCE	51,106	101,361				
Games/Avg. Per Game	6/8,518	6/16,894				
Neutral Site Games	-	0/0				
<u>SCORE BY QUARTERS</u>	<u>1st</u>	<u>2nd</u>	<u>3rd</u>	<u>4th</u>	<u>OT</u>	<u>Total</u>
Tennessee Tech	51	87	72	103	-	313
Opponents	97	94	90	72	-	353

2013 INDIVIDUAL STATISTICS

RUSHING	G	Att.	Yds.	Avg.	TD	Yds./G
Player						
Darian Stone	10	143	523	3.7	7	52.3
Ladarius Vanlier	12	54	365	6.8	1	30.4
Stephen Bush	11	62	306	4.9	7	27.8
Cody Forbes	12	85	302	3.6	1	25.2
Radir Annoor	10	30	112	3.7	0	11.2
PASSING	G	Cmp.-Att.	Pct.	Yds.	TD/Int.	Avg.
Player						
Darian Stone	10	94-176	53.4	1008	5/4	100.8
Jared Davis	10	95-169	56.2	935	9/5	93.5
RECEIVING	G	No.	Yds.	Avg.	TD	Yds./G
Player						
Zack Ziegler	7	30	180	6.0	2	25.7
Krys Cates	12	28	390	13.9	3	32.5
Cody Matthews	8	22	331	15.0	3	41.4
Steve Wilson	12	18	202	11.2	1	16.8
Maleek Hall	11	16	110	6.9	1	10.0
SCORING	G	TD	XPt.	FG	Pts.	Pts./G
Player						
Zach Sharp	10	-	27-27	7-10	48	4.8
Darian Stone	10	7	-	-	42	4.2
Stephen Bush	11	7	-	-	42	3.8
Jared Davis	10	6	-	-	36	3.6
Chris Harris	7	-	13-14	2-3	19	2.7
TACKLES	G	Solo	Asst.	Total	TFL	Sacks
Player						
Tra'Darius Goff	12	36	65	101	8.5	3.0
Marty Jones	12	47	51	98	5.0	0
Blake Adams	12	20	46	66	3.0	1.0
Austin Tallant	12	30	35	65	4.0	1.0
Bill Dillard	12	32	31	63	2.5	0
INTERCEPTIONS	G	No.	Yds.	Avg.	TD	PBU
Player						
Bill Dillard	12	2	0	0.0	0	2
Austin Tallant	12	2	12	6.0	0	5
Marty Jones	12	2	25	12.5	0	3

Returning Players in Bold



2013 SCHEDULE AND RESULTS

<u>Date</u>	<u>Opponent</u>	<u>Result</u>	<u>Attendance</u>
8/29	Cumberland	W, 63-7	11,807
9/7	at #21 Wisconsin	L, 48-0	77,785
9/14	at Hampton	W, 30-27	2,709
9/21	Tennessee State*	L, 41-21	10,044
9/28	Indiana State	W, 38-37	8,970
10/5	at Murray State*	L, 35-24	4,922
10/10	UT Martin*	L, 28-17	7,222
10/19	at Eastern Kentucky*	L, 24-10	6,800
10/26	Jacksonville State*	L, 34-14	8,953
11/2	at #2 Eastern Illinois*	L, 56-21	6,939
11/9	at Southeast Missouri*	W, 41-16	2,206
11/23	Austin Peay*	W, 34-0	4,110

* - Ohio Valley Conference Contest

Home Games in Bold

TEAM RECORDS

INDIVIDUAL RUSHING

Most Attempts

Game: 40 - Larry Schreiber vs. Middle Tennessee (1968)
Season: 286 - Larry Schreiber (1968)
Career: 877 - Larry Schreiber (1966-69)

Most Yards

Game: 261 - Michael Penix vs. Southeast Mo. (1993)
Season: 1,522 - Larry Schreiber (1969)
Career: 4,421 - Larry Schreiber (1966-69)

INDIVIDUAL PASSING

Most Attempts

Game: 57 - Lee Sweeney vs. Southeast Mo. (2006)
57 - Tre Lamb vs. Southeast Missouri (2012)
Season: 367 - Robert Craft (2004)
Career: 1,084 - Lee Sweeney (2006-09)

Most Completions

Game: 38 - Tre Lamb vs. Southeast Missouri (2012)
Season: 201 - Robert Craft (2004)
Career: 625 - Lee Sweeney (2006-09)

Most Yards

Game: 481 - Tre Lamb vs. Southeast Missouri (2012)
Season: 2,448 - Robert Craft (2002)
Career: 7,157 - Lee Sweeney (2006-09)

INDIVIDUAL RECEIVING

Most Receptions

Game: 18 - Da'Rick Rogers vs. SE Missouri (2012)
Season: 68 - Tim Benford (2008)
Career: 195 - Larry Shipp (2004-07)

Most Receiving Yards

Game: 303 - Da'Rick Rogers vs. SE Missouri (2012)
Season: 909 - Craig Rolle (1976)
Career: 2,950 - Larry Shipp (2004-07)



Jim Youngblood was a two-time All-American and was twice the OVC Defensive Player of the Year. He went on to play 12 seasons in the NFL.

YEAR-BY-YEAR RESULTS

YEAR	ALL	OVC	COACH	YEAR	ALL	OVC	COACH
1922	2-14	--	Loyall Duyck	1968	2-8	2-5	Don Wade
1923	2-3-1	--	Putty Overall	1969	5-5	4-3	Don Wade
1924	5-3-1	--	Putty Overall	1970	4-6	2-5	Don Wade
1925	3-2-1	--	Putty Overall	1971	8-2	5-2	Don Wade
1926	1-4-1	--	Putty Overall	1972	10-2	7-0	Don Wade
1927	2-5-1	--	Putty Overall	1973	2-8-1	1-6	Don Wade
1928	6-0-1	--	Putty Overall	1974	6-5	4-3	Don Wade
1929	3-3-1	--	Putty Overall	1975	8-3	6-1	Don Wade
1930	6-2-1	--	Putty Overall	1976	8-3	5-2	Don Wade
1931	6-3	--	Putty Overall	1977	9-2	5-2	Don Wade
1932	4-0-3	--	Putty Overall	1978	5-6	4-2	Don Wade
1933	4-4	--	Putty Overall	1979	1-8-2	05-1	Don Wade
1934	3-5-1	--	Putty Overall	1980	4-7	1-6	Don Wade
1935	1-5-1	--	Putty Overall	1981	6-5	4-4	Don Wade
1936	2-5-1	--	Putty Overall	1982	3-8	1-6	Don Wade
1937	3-5-1	--	Putty Overall	1983	2-8	2-5	Gary Darnell
1938	6-3	--	Putty Overall	1984	0-11	0-7	Gary Darnell
1939	6-3-1	--	Putty Overall	1985	1-10	1-6	Gary Darnell
1940	2-6	--	Putty Overall	1986	0-10	0-7	Jim Ragland
1941	5-4	--	Putty Overall	1987	5-6	2-4	Jim Ragland
1942	3-4-2	--	Putty Overall	1988	1-10	1-5	Jim Ragland
1943	1-5	--	Putty Overall	1989	5-5	3-3	Jim Ragland
1944	1-2	--	Putty Overall	1990	6-5	3-3	Jim Ragland
1945	1-8	--	Putty Overall	1991	2-9	2-4	Jim Ragland
1946	5-5	--	Putty Overall	1992	7-4	6-2	Jim Ragland
1947	4-7	--	Hooper Eblen	1993	8-3	7-1	Jim Ragland
1948	5-6	--	Hooper Eblen	1994	5-6	3-5	Jim Ragland
1949	3-6	0-3	Hooper Eblen	1995	3-8	2-6	Jim Ragland
1950	4-7	1-5	Star Wood	1996	5-6	4-4	Mike Hennigan
1951	5-5-1	3-3	Star Wood	1997	6-5	4-3	Mike Hennigan
1952	9-2	4-1	Putty Overall	1998	4-7	2-5	Mike Hennigan
1953	7-4	5-0	Putty Overall	1999	5-5	4-3	Mike Hennigan
1954	4-4-2	1-3-1	Wilburn Tucker	2000	8-3	5-2	Mike Hennigan
1955	7-3	5-0	Wilburn Tucker	2001	7-3	4-2	Mike Hennigan
1956	5-4-1	2-3	Wilburn Tucker	2002	5-7	2-4	Mike Hennigan
1957	6-4	4-1	Wilburn Tucker	2003	2-9	1-7	Mike Hennigan
1958	7-3	5-1	Wilburn Tucker	2004	6-5	3-4	Mike Hennigan
1959	6-2-2	5-0-1	Wilburn Tucker	2005	4-7	3-5	Mike Hennigan
1960	8-3	6-0	Wilburn Tucker	2006	4-7	4-4	Doug Malone (Acting)
1961	7-3	6-0	Wilburn Tucker	2007	4-7	2-6	Watson Brown
1962	2-8	1-5	Wilburn Tucker	2008	3-9	1-7	Watson Brown
1963	6-4	3-4	Wilburn Tucker	2009	6-5	5-3	Watson Brown
1964	1-9	1-6	Wilburn Tucker	2010	5-6	4-4	Watson Brown
1965	3-7	3-4	Wilburn Tucker	2011	7-4	6-2	Watson Brown
1966	5-5	4-3	Wilburn Tucker	2012	3-8	1-7	Watson Brown
1967	3-7	2-5	Wilburn Tucker	2013	5-7	2-6	Watson Brown

OVC Championships (10)

1952*, 1953, 1955, 1958*, 1959*, 1960, 1961, 1972, 1975, 2011*

* Co Champions

NCAA FCS Playoff Appearances (1)

2011

ALL-TIME COACHES

Coach	Years	Overall Record	OVC Record	OVC Titles	Playoff Appearances
Loyall Duyck	1922	2-1-4 (.571)	-	-	-
Putty Overall	1923-46, 52-53	97-95-18 (.505)	9-1 (.900)	2	-
Hooper Eblen	1947-49	12-19 (.387)	3-6 (.333)	0	-
Star Wood	1950-51	9-12-1 (.432)	4-8 (.333)	0	-
Wilburn Tucker	1954-67	70-66-5 (.514)	49-34-2 (.588)	5	-
Don Wade	1968-82	81-78-3 (.509)	60-52-1 (.534)	2	0
Gary Darnell	1983-85	3-29 (.094)	3-18 (.143)	0	0
Jim Ragland	1986-95	42-66 (.389)	29-41 (.414)	0	0
Mike Hennigan	1996-05	52-57 (.477)	32-39 (.451)	0	0
Doug Malone (Acting)	2006	4-7 (.364)	4-4 (.500)	0	0
Watson Brown	2007-present	33-46 (.418)	21-35 (.375)	1	1



Hardy M. Graham Stadium (7,500) - Opened in 1930.



**UT MARTIN
SKYHAWKS**



Dr. Thomas Rakes
Chancellor



Julio Freire
Athletics Director



Ryne Rickman
Football Contact



Jason Simpson
Head Coach

2014 SCHEDULE

Aug. 30	at Kentucky (TV: SEC Network)	11:00 a.m.
	<i>First meeting</i>	
Sept. 6	at Central Arkansas	6:00 p.m.
	<i>Central Arkansas leads 8-4; Last Meeting: UTM won 24-23 (9/14/13)</i>	
Sept. 11	Cumberland	6:30 p.m.
	<i>Cumberland leads 3-0; Last Meeting: Cumberland won 12-7 (10/29/48)</i>	
Sept. 20	Eastern Kentucky* (TV: ESPN3)	12:00 p.m.
	<i>Eastern Kentucky leads 22-2; Last Meeting: UTM won 16-7 (11/16/13)</i>	
Sept. 27	Southeast Missouri*	6:00 p.m.
	<i>UT Martin leads 15-14; Last Meeting: UT Martin won 17-7 (9/28/13)</i>	
Oct. 4	at Jacksonville State*	2:00 p.m.
	<i>Jacksonville State leads 28-7; Last Meeting: JSU won 41-27 (10/5/13)</i>	
Oct. 9	Tennessee Tech*	6:30 p.m.
	<i>Tennessee Tech leads 22-11-2; Last Meeting: UTM won 28-17 (10/10/13)</i>	
Oct. 18	at Tennessee State*	2:00 p.m.
	<i>Tennessee State leads 15-8; Last Meeting: TSU won 29-15 (10/19/13)</i>	
Oct. 25	Austin Peay* (HC)	2:00 p.m.
	<i>UT Martin leads 35-25-2; Last Meeting: UTM won 38-14 (10/26/13)</i>	
Nov. 1	at Murray State*	1:00 p.m.
	<i>Murray State leads 35-17-1; Last Meeting: UTM won 45-17 (11/2/13)</i>	
Nov. 8	at Mississippi State	TBA
	<i>Mississippi State leads 1-0; Last Meeting: MSU won 55-17 (11/5/11)</i>	
Nov. 22	at Eastern Illinois*	12:00 p.m.
	<i>Eastern Illinois leads 13-6; Last Meeting: EIU won 70-22 (11/23/13)</i>	

* Denotes Ohio Valley Conference Matchup

Home Games in Bold HC - Homecoming

All Times Central and Subject to Change

QUICK FACTS

Basic Information

Location:	Martin, Tenn.
Enrollment:	8,400
Founded:	1900 (Senior College in 1951)
Nickname:	Skyhawks
Colors:	Navy Blue and Orange
Chancellor:	Dr. Thomas Rakes
Athletic Director:	Julio Freire
Stadium (Capacity):	Hardy M. Graham Stadium (7,500)
Surface:	FieldTurf

Media Relations

Football Contact:	Ryne Rickman/Alex Boggis
Office Phone:	(731) 881-7632/(731) 881-7694
Cell Phone:	(270) 703-2601/(618) 357-1536
Fax:	(731) 881-7624
Email:	rickman@utm.edu/daboggis@utm.edu
Web site:	www.UTMSports.com
Press Box Phone:	(731) 881-7694

Team Information

Offense:	Multiple
Defense:	Multiple
Lettermen Returning/Lost:	61/26
Offensive Starters Returning:	6
Defensive Starters Returning:	6
Specialist Starters Returning:	1
2013 Record/OVC Record (Finish):	7-5/5-3 (3rd/tie)
Postseason:	none

All-Time Record/OVC Record:	339-457-18 (.428)/60-107 (.359)
Joined OVC:	1992
OVC Championships (Last):	1 (2006)
NCAA FCS Playoff Appearances (Last):	1 (2006)

PRESEASON DEPTH CHART

OFFENSE

WR	7	Ronald Carswell	6-0	180	R-Jr.
	5	Kevin Anderson	5-10	175	Sr.
WR	17	Kyle Kerrick	6-3	190	R-So.
	80	Tyriq Patrick	6-3	200	R-Jr.
OT	76	Charles Sweeton	6-5	291	R-Sr.
	74	Robert Burleigh	6-5	313	R-Fr.
OG	73	John Johnson	6-5	248	R-Sr.
	63	Dominique Vaughn	6-3	285	Sr.
C	72	Matt Axline	6-5	310	R-Sr.
	60	Anthony Topps	6-1	274	R-Sr.
OG	62	Kenneth Crenshaw	6-1	230	R-So.
	75	Jordan Murphy	6-3	280	R-Jr.
OT	78	Jackson Roberts	6-7	300	R-Jr.
	77	Sam Curtis	6-4	298	R-Sr.
QB	13	Jarod Neal	6-1	191	Jr.
	1	Dylan Favre	5-10	195	Sr.
RB	24	Abou Toure	6-2	230	Sr.
	25	Ladevin Fair	5-9	180	R-So.
TE	85	Matt Stewart	6-2	239	R-Sr.
	11	Corey Jordan	5-11	215	R-Sr.
WR	86	William Tanner	6-0	184	R-Sr.
	88	Ben Axline	6-3	185	R-Jr.

DEFENSE

DE	91	Ryan Isom	6-2	280	R-Sr.
	90	Tyler Sweeden	6-3	220	R-So.
DT	48	Matt Murphy	6-2	260	Sr.
	94	Keith Jones	6-1	275	R-So.
DE	47	Deantae Glover	6-1	240	Jr.
	92	Nick Brown	6-2	233	R-Sr.
LB	36	Devontay Barnett	6-1	198	Sr.
	45	Caleb Counce	6-0	205	R-So.
LB	40	Tony Bell	6-1	200	Sr.
	31	Marquis Clemons	5-11	175	R-Jr.
LB	35	Nick Dance	5-11	210	R-Jr.
	44	Deilouse Jackson	6-1	223	Sr.
CB	21	Jordan Landry	5-8	165	Jr.
	23	Justin Jackson	5-10	175	R-Fr.
S	12	Taino Fears-Perez	5-8	167	R-Jr.
	18	Kahlid Hagens	6-3	189	R-Fr.
S	16	Leon Carleton III	5-10	175	Sr.
	2	Brian Isaac	5-11	190	Sr.
S	26	Walter Evans	5-11	175	R-Jr.
	34	Tae Martin	6-3	187	R-Fr.
CB	4	Jaquille White	6-2	190	Jr.
	29	Aaron Simms	5-10	160	Jr.

SPECIAL TEAMS

PK	57	Jackson Redditt	6-2	190	R-Jr.
	49	Mitch Mersman	6-2	190	R-Jr.
P	39	James Satterfield	6-1	171	R-Sr.
	57	Jackson Redditt	6-2	190	R-Jr.
LS	98	Nick Michaels	5-11	220	R-Jr.
	45	Caleb Counce	6-0	205	R-So.
HO	13	Jarod Neal	6-1	191	R-Jr.
KR	5	Kevin Anderson	5-10	175	Sr.
	11	Corey Jordan	5-11	215	R-Sr.
PR	5	Kevin Anderson	5-10	175	Sr.

Returning Starters in Bold

Key Losses

RB	DJ McNeil	239 rushes, 1092 yards, 7 TD's
WR	Jeremy Butler	All-American; 90 catches, 1203 yards, 10 TDs
LB	Ben Johnson	All-American; 102 tackles, 12.5 TFL, 3.0 sacks, 1 INT
DB	Camaren Harris	51 tackles, 4 INTs, 12 PBU
DL	DJ Roberts	53 tackles, 11.0 TFL, 4.0 sacks, 9 QBH

PLAYERS TO WATCH

TONY BELL

Senior • Linebacker
6-1 • 200 • Memphis, Tenn.



Named a 2013 All-American by four different media outlets in addition to earning All-OVC first team accolades...Led the OVC and ranked sixth in the nation with 10.5 sacks while also tallying an OVC-best 15 tackles for loss...Also ranked second in the league in both forced fumbles (three) and fumbles recovered (three) while amassing 80 tackles, which ranked ninth...Was named National Defensive Player of the Week twice after a pair of dominant performances last season...Had a career-high 16 tackles and 4.5 sacks against Murray State on Nov. 2; the 16 stops were tied for the most by any OVC player in 2013 while the 4.5 sacks tied an OVC single-game record and was the second-best performance by an FCS player all season.

CHARLES SWEETON

Senior • Offensive Lineman
6-5 • 291 • Lawrenceburg, Tenn.



Preseason All-OVC selection...Earned All-OVC second team accolades in 2013 after starting all 12 games at left tackle...Has started 33 consecutive games on the offensive line...Helped UT Martin lead the league in least sacks allowed (19)...Since he joined the offensive line in 2011, UT Martin has conceded just 36 sacks over a span of three seasons.

TEAM NOTES

• Head coach Jason Simpson has won 48 Ohio Valley Conference games in eight years at UT Martin. Before Simpson arrived, UT Martin managed 37 wins in 14 years (1992-2005) under the direction of five head coaches.

• John Bond joins the Skyhawk coaching staff as offensive coordinator in 2014. He brings 29 years of coaching experience, including each of the last 17 seasons as an offensive coordinator. His previous stops include Massachusetts (2013), Georgia State (2008-12), Georgia Tech (2007), Northern Illinois (2004-06), Army (2000-03), Illinois State (1996-99), Delta State (1994-95), UTEP (1991-93), Missouri State (1986-90) and his alma mater Arkansas (1983-85).

• A trio of Skyhawks from the 2013 squad inked NFL free agent contracts. Wide receiver Jeremy Butler and defensive lineman DJ Roberts signed with the Baltimore Ravens while linebacker Ben Johnson agreed to terms with the Kansas City Chiefs. This comes one year after defensive lineman Montori Hughes was selected in the fifth round of the NFL Draft by the Indianapolis Colts. Wide receiver Quentin Sims (Atlanta Falcons, New England Patriots) and quarterback Derek Carr (New York Giants) also earned opportunities with NFL squads after the 2012 season.

• UT Martin is coming off a 7-5 record in 2013, its fifth winning season in head coach Jason Simpson's eight-year tenure. The Skyhawks knocked off a pair of ranked teams (Chattanooga and Central Arkansas) and spent three weeks in the Sports Network Football Championship Subdivision polls. UT Martin's five losses came against Football Bowl Subdivision opponents Boise State and Memphis, as well as FCS playoff participants Eastern Illinois, Jacksonville State and Tennessee State.

NUMERICAL ROSTER

No.	Name	Pos.	Ht.	Wt.	Yr.	Hometown (Last School)
1	Dylan Favre	QB	5-10	195	Sr.	Kiln, Miss. (Pearl River CC)
2	Brian Isaac	DB	5-11	190	Sr.	Natchez, Miss. (Copiah-Lincoln CC)
3	Reuben Duckworth	RB	5-11	210	R-Jr.	Mount Olive, Miss. (Jones County JC)
4	Jaquille White	DB	6-2	190	Jr.	West Point, Miss. (Northeast Mississippi CC)
5	Kevin Anderson	WR	5-10	175	Sr.	Lakewood, Calif. (Arizona State)
6	Andrew Horton-Martindale	DB	6-1	190	Fr.	Antioch, Tenn. (Cane Ridge HS)
7	Ronald Carswell	WR	6-0	180	R-Jr.	Macon, Ga. (West Virginia)
10	Jabari Dunham	QB	6-3	205	Fr.	Eustis, Fla. (Leesburg HS)
11	Corey Jordan	WR	5-11	215	R-Sr.	Antioch, Tenn. (Hillsboro HS)
12	Taino Fears-Perez	S	5-8	167	R-Jr.	Knoxville, Tenn. (Farragut HS)
13	Jarod Neal	QB	6-1	180	R-Jr.	Hendersonville, Tenn. (Beech HS)
14	Najee Ray	RB	6-1	180	R-So.	Paris, Tenn. (Henry County HS)
15	Manny Stocker	QB	6-1	210	R-So.	Coatesville, Pa. (North Carolina State)
16	Leon Carlton III	DB	5-10	175	Sr.	Hoover, Ala. (Pearl River CC)
17	Kyle Kerrick	WR	6-3	190	R-So.	Coatesville, Pa. (Michigan State)
18	Kahlid Hagens	S	6-3	189	R-Fr.	Maplewood, Mo. (Maplewood-Richmond Hts.)
19	Rod Wright	WR	6-1	175	R-Jr.	Memphis, Tenn. (Ridgeway HS)
20	LaKeem Goode	DB	6-2	205	Jr.	St. Louis, Mo. (Rochester CTC)
21	Jordan Landry	DB	5-8	165	Jr.	Tucker, Ga. (Tucker HS)
22	Trent Garland	RB	5-9	180	R-Jr.	Lawrenceburg, Tenn. (Lawrence County HS)
23	Justin Jackson	DB	5-10	175	R-Fr.	Johns Creek, Ga. (Chattahoochee HS)
24	Abou Toure	RB	6-2	230	Sr.	Framingham, Mass. (Utah State)
25	Ladevin Fair	RB	5-9	180	R-So.	Troy, Tenn. (Obion County Central HS)
26	Walter Evans	DB	5-11	175	R-Jr.	Memphis, Tenn. (Ridgeway HS)
27	Porter Streater III	S	6-0	190	Fr.	Nashville, Tenn. (Hillsboro HS)
28	Logan Burns	DB	6-0	190	Fr.	Nashville, Tenn. (Hillsboro HS)
29	Aaron Simms	DB	5-10	160	Jr.	Mount Juliet, Tenn. (McGavock HS)
31	Marquis Clemons	LB	5-11	175	R-Jr.	St. Louis, Mo. (Webster Groves HS)
34	Tae Martin	S	6-3	187	R-Fr.	Murfreesboro, Tenn. (Siegel HS)
35	Nick Dance	LB	5-11	210	R-Jr.	Nashville, Tenn. (Western Michigan)
36	Devontay Barnett	LB	6-1	198	Sr.	Taylorsville, Miss. (Jones County JC)
37	La'Quante Bone	DB	5-10	175	R-Fr.	Huntsville, Ala. (Madison County HS)
38	Kevin Reid	DB	6-1	185	Fr.	Clarksville, Tenn. (Northeast HS)
39	James Satterfield	P	6-1	171	R-Sr.	Gallatin, Tenn. (Gallatin HS)
40	Tony Bell	LB	6-1	200	Sr.	Memphis, Tenn. (Kingsbury HS)
41	Garrett Wall	LB	6-2	210	Fr.	Fairview, Tenn. (Fairview HS)
43	James Cotton	LB	6-3	223	R-Fr.	Belleville, Ill. (Belleville East HS)
44	Deilouse Jackson	LB	6-1	223	Sr.	Warner Robins, Ga. (Garden City CC)
45	Caleb Counce	LB	6-0	205	R-So.	Paris, Tenn. (Henry County HS)
46	James Ratliff	DL	6-0	225	R-Jr.	Memphis, Tenn. (Craigmont HS)
47	Deantae Glover	DE	6-1	240	Jr.	Murfreesboro, Tenn. (Riverdale HS)
48	Matt Murphy	DL	6-2	260	Sr.	Memphis, Tenn. (Christian Brothers HS)
49	Mitch Mersman	K	6-2	190	R-Fr.	Dickson, Tenn. (Dickson County HS)
50	James Gilleylen	LB	6-2	220	Fr.	Tupelo, Miss. (Tupelo HS)
52	CJ McElrath	LB	6-3	225	Fr.	Decaturville, Tenn. (Riverside HS)
54	Chris Coleman	DL	6-5	240	Jr.	Brighton, Tenn. (Brighton HS)
55	DJ Simmons	LB	6-0	200	R-Fr.	Rogersville, Ala. (Lauderdale County HS)
56	Jay Murphy	DL	6-4	335	Fr.	Lewisburg, Tenn. (Marshall County HS)
57	Jackson Redditt	K	6-2	190	R-Jr.	Mount Juliet, Tenn. (Wilson Central HS)
58	Mark Garrett	OL	6-5	340	Fr.	Selma, Ala. (Selma HS)
59	Justin Wright	LB	6-0	205	Sr.	Batesville, Miss. (Northwest Mississippi CC)
60	Anthony Topps	OL	6-1	274	R-Sr.	Fort Campbell, Ky. (Fort Campbell HS)
61	Corey Rogers	OL	6-4	250	R-Jr.	Winchester, Ky. (George Rogers Clark HS)
62	Kenneth Crenshaw	OL	6-1	230	R-So.	Stone Mountain, Ga. (Tucker HS)
63	Dominique Vaughn	OL	6-3	285	Sr.	Gardena, Calif. (Santa Monica College)
64	Kadarren Bond	OL	6-4	282	R-Fr.	Brownsville, Tenn. (Haywood County HS)
65	Kyle Naes	OL	6-4	295	Fr.	Bartlett, Tenn. (Memphis University School)
66	Drew Allen	OL	6-4	340	Fr.	Freeburg, Ill. (Freeburg HS)
67	Nick Allen	OL	6-6	275	Fr.	Belleville, Ill. (Belleville West HS)
71	Alex Roberts	OL	6-5	260	R-Fr.	St. Louis, Mo. (Webster Groves HS)
72	Matt Axline	OL	6-5	310	R-Sr.	Shelbyville, Ky. (Shelby County HS)
73	John Johnson	OL	6-5	248	R-Sr.	University City, Mo. (University City HS)
74	Robert Burleigh	OL	6-5	313	R-Fr.	Jackson, Tenn. (South Side HS)
75	Jordan Murphy	OL	6-3	280	R-Jr.	Camden, Tenn. (Camden Central HS)
76	Charles Sweeton	OL	6-5	291	R-Sr.	Lawrenceburg, Tenn. (Lawrence County HS)
77	Sam Curtis	OL	6-4	298	R-Sr.	South Fulton, Tenn. (South Fulton HS)
78	Jackson Roberts	OL	6-7	300	R-Jr.	St. Louis, Mo. (Webster Groves HS)
80	Tyriq Patrick	WR	6-3	200	R-Jr.	Philadelphia, Miss. (Memphis)
81	Caylon Weathers	WR	6-4	207	R-Fr.	Germantown, Tenn. (Germantown HS)
82	Tyler Eddings	WR	5-10	190	Fr.	Shelbyville, Tenn. (Central HS)
83	Drew Thomas	TE	6-3	210	R-So.	Lakeland, Tenn. (Arlington HS)
84	Will Whitley	WR	6-3	187	R-Fr.	Memphis, Tenn. (Memphis University School)
85	Matt Stewart	TE	6-2	239	R-Sr.	Mount Juliet, Tenn. (Mount Juliet HS)
86	William Tanner	WR	6-0	184	R-Sr.	Nashville, Tenn. (Kentucky)
87	Tyler McPeak	TE	6-3	240	R-So.	Dresden, Tenn. (Dresden HS)
88	Ben Axline	WR	6-3	185	R-Jr.	Shelbyville, Ky. (Martha Layne Collins HS)
89	Taylor Higgason	WR	6-1	195	Jr.	Petal, Miss. (Jones County JC)
90	Tyler Sweeden	DE	6-3	220	R-So.	Louisville, Ky. (Trinity HS)
91	Ryan Isom	DL	6-2	280	R-Sr.	St. Louis, Mo. (Desmet Jesuit HS)
92	Nick Brown	DE	6-2	233	R-Sr.	Louisville, Ky. (DuPont Manual HS)
93	Devin Nugent	DL	6-3	338	R-Fr.	Memphis, Tenn. (Houston County HS)
94	Keith Jones	DL	6-1	275	R-So.	Florissant, Mo. (McCleure North HS)
95	Dean Wathen	DL	6-2	246	R-Sr.	Henderson, Ky. (Henderson County HS)
96	Trey Warren	DL	6-2	189	R-Fr.	Marietta, Ga. (Marietta HS)
97	Garrett Vincent	DL	6-0	200	R-Jr.	Martin, Tenn. (Westview HS)
98	Nick Michaels	LS	5-11	220	R-Jr.	Murfreesboro, Tenn. (Riverdale HS)
99	Jeremy Pyles	DL	6-5	220	Jr.	Oxford, Ala. (East Central CC)
	Tavares Cleaves	DL	6-0	245	Fr.	Memphis, Tenn. (Craigmont HS)
	Quinton Cochran	S	6-0	195	Jr.	Memphis, Tenn. (Melrose HS)
	JP Fowler	S	6-0	200	R-Fr.	South Fulton, Tenn. (South Fulton HS)
	Kade Larson	DL	6-3	275	R-Fr.	Louisburg, Kan. (Louisburg HS)
	Will Singleton	WR	6-0	180	R-Jr.	Memphis, Tenn. (Lane College)

ALPHABETICAL ROSTER

No.	Name	Pos.	Yr.
66	Drew Allen	OL	Fr.
67	Nick Allen	OL	Fr.
5	Kevin Anderson	WR	Sr.
88	Ben Axline	WR	R-Jr.
72	Matt Axline	OL	R-Sr.
36	Devontay Barnett	LB	Sr.
40	Tony Bell	LB	Sr.
64	Kadarren Bond	OL	R-Fr.
37	La'Quante Bone	DB	R-Fr.
92	Nick Brown	De	R-Sr.
74	Robert Burleigh	OL	R-Fr.
28	Logan Burns	DB	Fr.
16	Leon Carlton III	DB	Sr.
7	Ronald Carswell	WR	R-Jr.
	Tavares Cleaves	DL	Fr.
31	Marquis Clemons	LB	R-Jr.
	Quinton Cochran	S	Jr.
54	Chris Coleman	DL	Jr.
43	James Cotton	LB	R-Fr.
45	Caleb Counce	LB	R-So.
62	Kenneth Crenshaw	OL	R-So.
77	Sam Curtis	OL	R-Sr.
35	Nick Dance	LB	R-Jr.
3	Reuben Duckworth	RB	R-Jr.
10	Jabari Dunham	QB	Fr.
82	Tyler Eddings	WR	Fr.
26	Walter Evans	DB	R-Jr.
25	Ladevin Fair	RB	R-So.
1	Dylan Favre	QB	Sr.
12	Taino Fears-Perez	S	R-Jr.
	JP Fowler	S	R-Fr.
22	Trent Garland	RB	R-Jr.
58	Mark Garrett	OL	Fr.
50	James Gilleylen	LB	Fr.
47	Deantae Glover	DE	Jr.
20	LaKeem Goode	DB	Jr.
18	Kahlid Hagens	S	R-Fr.
89	Taylor Higgason	WR	Jr.
6	Andrew Horton-Martindale	DB	Fr.
2	Brian Isaac	DB	Sr.
91	Ryan Isom	DL	R-Sr.
44	Deilouse Jackson	LB	Sr.
23	Justin Jackson	DB	R-Fr.
73	John Johnson	OL	R-Sr.
94	Keith Jones	DL	R-So.
11	Corey Jordan	WR	R-Sr.
17	Kyle Kerrick	WR	R-So.
21	Jordan Landry	DB	Jr.
	Kade Larson	DL	R-Fr.
34	Tae Martin	S	R-Fr.
52	Mark McElrath	LB	Fr.
87	Tyler McPeak	TE	R-So.
49	Mitch Mersman	K	R-Fr.
98	Nick Michaels	LS	R-Jr.
56	Jay Murphy	DL	Fr.
75	Jordan Murphy	OL	R-Jr.
48	Matt Murphy	DL	Sr.
65	Kyle Naes	OL	Fr.
13	Jarod Neal	QB	R-Jr.
93	Devin Nugent	DL	R-Fr.
80	Tyriq Patrick	WR	R-Jr.
99	Jeremy Pyles	DL	Jr.
46	James Ratliff	DL	R-Jr.
14	Najee Ray	RB	R-So.
57	Jackson Redditt	K	R-Jr.
38	Kevin Reid	DB	Fr.
71	Alex Roberts	OL	R-Fr.
78	Jackson Roberts	OL	R-Jr.
61	Corey Rogers	OL	R-Jr.
39	James Satterfield	P	R-Sr.
55	DJ Simmons	LB	R-Fr.
29	Aaron Simms	DB	Jr.
89	Will Singleton	WR	R-Jr.
85	Matt Stewart	TE	R-So.
15	Manny Stocker	QB	R-Sr.
27	Porter Streater III	S	Fr.
90	Tyler Sweeden	DE	R-So.
76	Charles Sweeton	OL	R-Sr.
86	William Tanner	WR	R-Sr.
83	Drew Thomas	TE	R-So.
60	Anthony Topps	OL	R-Sr.
24	Abou Toure	RB	Sr.
63	Dominique Vaughn	OL	Sr.
97	Garrett Vincent	DL	R-Fr.
41	Garrett Wall	LB	Fr.
96	Trey Warren	DL	R-Fr.
95	Dean Wathen	DL	R-Sr.
81	Caylon Weathers	WR	R-Fr.
4	Jaquille White	DB	Jr.
84	Will Whitley	WR	R-Fr.
59	Justin Wright	LB	Sr.
19	Rod Wright	WR	R-Jr.



Jason Simpson was the choice for the 2006 Roy Kidd OVC Coach of the Year Award. That year - his first with the program - he led the Skyhawks to their first OVC Championship and first NCAA FCS Playoff berth.

JASON SIMPSON

HEAD COACH

9TH SEASON

52-39 CAREER RECORD

Birthdate: Jan. 25, 1971
Hometown: Ellisville, Miss.
College: Southern Miss, 1995 (Sports Administration)
Family: Wife - Julie
 Children - Ty, Emma, Graham

Career Record

Year	School	Overall	Conf. (Finish)
2006	UT Martin	9-3	6-1 (1st-t)
2007	UT Martin	4-7	4-4 (6th)
2008	UT Martin	8-4	6-2 (2nd-t)
2009	UT Martin	5-6	4-4 (4th-t)
2010	UT Martin	6-5	5-3 (4th-t)
2011	UT Martin	5-6	4-4 (5th-t)
2012	UT Martin	8-3	6-2 (2nd-t)
2013	UT Martin	7-5	5-3 (3rd-t)

CAREER HIGHLIGHTS

• In his first three years at UT Martin Simpson won 21 games, which was the highest three-year win total in school history.

• In his first season as a head coach (2006), Simpson led UT Martin to its best season of football at the FCS level and was named OVC Coach of the Year for his efforts. The Skyhawks won nine games overall (the most since winning 11 in 1988 when the team competed at the Division II level), shared its first Ohio Valley Conference Championship and advanced to the FCS Playoffs for the first time in school history. It was only the team's third .500 or better record since the move up from Division II.

• Simpson came to UTM after three seasons at Chattanooga as that program's offensive coordinator. At UTC, he helped the Mocs to a 6-5 record in 2006, the program's first winning season since 1997. There he coached quarterback Cedric Stevens, who threw for more than 3,100 yards and had a 66 percent completion percentage. He also coached Alonzo Nix, who set the Southern Conference record for receptions (90) on his way to All-America honors.

• Simpson got his start at Delta State (1994-95) serving as the defensive backs coach for two years before moving onto Jacksonville State (1997-99). At JSU he was a member of the staff that was responsible for the third best turnaround in Division I football for the 1997 and 1998 seasons. That was followed by one year at Blinn Junior College (2000) and four seasons as quarterbacks coach and recruiting coordinator at Texas State (2000-03).

• Simpson played two seasons of college football at Mississippi State, where he was also a member of the baseball team. He then transferred to Southern Miss, where he was a two-time all-conference pick on the diamond and a team captain.

ASSISTANT COACHES

Associate Head Coach/LB's/Special Teams:Jordon Hankins
 Alma Mater: UT Martin, 2005 (5th season)

Defensive Coordinator:Jeff Byrd
 Alma Mater:Southern Miss, 1982 (3rd season)

Offensive Coordinator:John Bond
 Alma Mater: Arkansas, 1985 (1st season)

Defensive Line:Tray Scott
 Alma Mater:Arkansas Tech, 2010 (1st season)

Offensive Line:Kevin Bannon
 Alma Mater: UT Martin, 2009 (2nd season)

Running Backs:Justin Rascati
 Alma Mater: James Madison, 2005 (1st season)

Defensive Backs:Julius McNair
 Alma Mater: UT Martin, 2013 (2nd season)

Defensive Assistant:Jay Gregory
 Alma Mater:Bethel, 2010 (1st season)

2013 TEAM STATISTICS

	<u>UTM</u>	<u>Opponent</u>				
SCORING	238	330				
Points Per Game	23.6	27.5				
FIRST DOWNS	249	226				
Rushing	106	100				
Passing	125	102				
Penalty	18	24				
RUSHING YARDAGE	2147	1755				
Yards Gained Rushing	2569	2139				
Yards Lost Rushing	422	384				
Rushing Attempts	520	455				
Average Per Rush	4.1	3.9				
Average Per Game	178.9	146.2				
TDs Rushing	17	16				
PASSING YARDAGE	2618	2664				
Comp-Att-Int	231-371-12	215-393-12				
Average Per Pass	7.1	6.8				
Average Per Catch	11.3	12.4				
Average Per Game	218.2	222.0				
TDs Passing	18	24				
TOTAL OFFENSE	4765	4419				
Total Plays	891	848				
Average Per Play	5.3	5.2				
Average Per Game	397.1	368.2				
TIME OF POSSESSION/GAME	31:29	28:31				
3RD DOWN CONVERSIONS	67/176	58/181				
3rd-Down Pct.	38%	32%				
4TH DOWN CONVERSIONS	13/27	10/26				
4th-Down Pct.	48%	38%				
RED-ZONE SCORES	30-37 (81%)	29-38 (76%)				
RED-ZONE TOUCHDOWNS	24-37 (65%)	25-38 (66%)				
PAT-ATTEMPTS	33-33 (100%)	41-44 (93%)				
ATTENDANCE	22,192	95,353				
Games/Avg. Per Game	5/4,438	7/13,622				
Neutral Site Games	-	0/0				
<u>SCORE BY QUARTERS</u>	<u>1st</u>	<u>2nd</u>	<u>3rd</u>	<u>4th</u>	<u>OT</u>	<u>Total</u>
UT Martin	58	91	68	66	-	283
Opponents	76	101	72	81	-	330

2013 INDIVIDUAL STATISTICS

RUSHING	<u>G</u>	<u>Att.</u>	<u>Yds.</u>	<u>Avg.</u>	<u>TD</u>	<u>Yds./G</u>
Player						
DJ McNeil	12	239	1092	4.6	7	91.0
Abou Toure	11	87	509	5.9	2	46.3
Trent Garland	12	35	237	6.8	3	19.8
Dylan Favre	9	79	191	2.4	1	21.2
Najee Ray	11	31	147	4.7	1	13.4
PASSING	<u>G</u>	<u>Cmp.-Att.</u>	<u>Pct.</u>	<u>Yds.</u>	<u>TD/Int.</u>	<u>Avg.</u>
Player						
Jarod Neal	12	128-223	57.4	1529	9/7	127.4
Dylan Favre	9	101-142	71.1	081	9/5	120.1
RECEIVING	<u>G</u>	<u>No.</u>	<u>Yds.</u>	<u>Avg.</u>	<u>TD</u>	<u>Yds./G</u>
Player						
Jeremy Butler	12	90	1203	13.4	10	100.2
Chris Thompson	12	39	502	12.9	3	41.8
Dylan Davis	12	25	299	12.0	2	24.9
DJ McNeil	12	15	97	6.5	1	8.1
Corey Jordan	12	13	128	9.8	1	10.7
SCORING	<u>G</u>	<u>TD</u>	<u>XPt.</u>	<u>FG</u>	<u>Pts.</u>	<u>Pts./G</u>
Player						
Jackson Redditt	12	0	33-33	12-17	69	5.8
Jeremy Butler	12	10	-	-	60	5.0
DJ McNeil	12	8	-	-	48	4.0
Trent Garland	12	4	-	-	26	2.2
TACKLES	<u>G</u>	<u>Solo</u>	<u>Asst.</u>	<u>Total</u>	<u>TFL</u>	<u>Sacks</u>
Player						
Ben Johnson	12	40	62	102	12.5	3.0
Thad Williams	12	31	49	80	6.0	1.5
Tony Bell	12	36	44	80	15.0	10.5
Bobby Ellis	12	30	41	71	6.5	1.5
J'vontez Blackmon	12	38	32	70	2.5	1.0
INTERCEPTIONS	<u>G</u>	<u>No.</u>	<u>Yds.</u>	<u>Avg.</u>	<u>TD</u>	<u>PBU</u>
Player						
Camaren Harris	12	4	53	13.2	0	12
J'vontez Blackmon	12	2	61	30.5	0	8
Thad Williams	12	2	37	18.5	0	2

Returning Players in Bold



2013 SCHEDULE AND RESULTS

<u>Date</u>	<u>Opponent</u>	<u>Result</u>	<u>Attendance</u>
8/29	at #24 Chattanooga	W, 31-21	11,163
9/7	at Boise State	L, 63-14	33,293
9/14	#7 Central Arkansas	W, 24-23	5,061
9/28	at Southeast Missouri*	W, 17-7	8,074
10/5	Jacksonville State*	L, 41-27	4,981
10/10	at Tennessee Tech*	W, 28-17	7,222
10/19	#22 Tennessee State*	L, 29-15	4,166
10/26	at Austin Peay*	W, 38-14	6,014
11/2	Murray State*	W, 45-17	4,817
11/9	at Memphis	L, 21-6	24,487
11/16	at Eastern Kentucky*	W, 16-7	5,100
11/23	#2 Eastern Illinois*	L, 70-22	3,167

* - Ohio Valley Conference Contest

Home Games in Bold

TEAM RECORDS

INDIVIDUAL RUSHING

Most Attempts

Game: 47 - Don Chapman vs. Murray State (2005)
Season: 302 - Don Chapman (2005)
Career: 1046 - Don Chapman (2004-07)

Most Yards

Game: 272 - Don Chapman vs. Southeast Mo. (2004)
Season: 1,412 - Don Chapman (2006)
Career: 5,017 - Don Chapman (2004-07)

INDIVIDUAL PASSING

Most Attempts

Game: 65 - Brady Wahlberg vs. Jacksonville St. (2003)
Season: 424 - Leon Reed (1988)
Career: 1,110 - Derek Carr (2009-12)

Most Completions

Game: 44 - Brady Wahlberg vs. Jacksonville St. (2003)
Season: 264 - Derek Carr (2012)
Career: 665 - Derek Carr (2009-12)

Most Yards

Game: 560 - Derek Carr vs. Murray State (2012)
Season: 3,276 - Derek Carr (2012)
Career: 8,428 - Derek Carr (2009-12)

INDIVIDUAL RECEIVING

Most Receptions

Game: 16 - William Mackall vs. Delta State (1987)
Season: 90 - William Mackall (1987)
Career: 225 - William Mackall (1985-88)

Most Receiving Yards

Game: 283 - William Mackall vs. Troy State (1988)
Season: 1,092 - Quentin Sims (2012)
Career: 2,494 - William Mackall (1985-88)



UT Martin running back Don Chapman (2004-07) became the No. 3 leading rusher in OVC history and only 14th Division I player to rush for 1,000 yards in four consecutive seasons.

YEAR-BY-YEAR RESULTS

YEAR	ALL	OVC	COACH	YEAR	ALL	OVC	COACH
1952	3-4	--	James Henson	1984	2-8-1	--	Fred Pickard
1953	2-5	--	James Henson	1985	1-10	--	Fred Pickard
1954	2-6	--	James Henson	1986	3-8	--	Don McLeary
1955	2-5-1	--	James Henson	1987	5-6	--	Don McLeary
1956	4-4	--	James Henson	1988	11-2	--	Don McLeary
1957	6-1	--	Bob Carroll	1989	2-9	--	Don McLeary
1958	7-0-1	--	Bob Carroll	1990	4-7	--	Don McLeary
1959	4-4	--	Bob Carroll	1991	5-6	--	Don McLeary
1960	7-3	--	Bob Carroll	1992	3-8	2-6	Don McLeary
1961	4-5	--	Bob Carroll	1993	6-5	5-3	Don McLeary
1962	6-3	--	Bob Carroll	1994	5-6	2-6	Don McLeary
1963	5-5	--	Bob Carroll	1995	5-6	4-4	Don McLeary
1964	4-5-1	--	Bob Carroll	1996	1-10	1-7	Don McLeary
1965	4-5	--	Bob Carroll	1997	1-10	0-7	Jim Marshall
1966	5-5	--	Bob Carroll	1998	0-11	0-7	Jim Marshall
1967	10-1	--	Bob Carroll	1999	1-10	0-7	Jim Marshall
1968	3-5-1	--	Bob Carroll	2000	2-9	0-7	Sam McCorkle
1969	3-6	--	Bob Carroll	2001	1-10	0-6	Sam McCorkle
1970	7-3	--	Bob Carroll	2002	2-10	0-6	Sam McCorkle
1971	5-5	--	Bob Carroll				Johnny Jernigan
1972	1-9	--	Bob Carroll	2003	2-10	1-7	Matt Griffin
1973	2-8-1	--	Bob Carroll	2004	2-9	1-7	Matt Griffin
1974	2-9	--	Bob Carroll	2005	6-5	4-4	Matt Griffin
1975	2-8	--	George MacIntyre	2006	9-3	6-1	Jason Simpson
1976	8-3	--	George MacIntyre	2007	4-7	4-4	Jason Simpson
1977	8-3	--	George MacIntyre	2008	8-4	6-2	Jason Simpson
1978	2-8	--	Vester Newcomb	2009	5-6	4-4	Jason Simpson
1979	5-5	--	Vester Newcomb	2010	6-5	5-3	Jason Simpson
1980	4-7	--	Lynn Amadee	2011	5-6	4-4	Jason Simpson
1981	4-7	--	Lynn Amadee	2012	8-3	6-2	Jason Simpson
1982	5-6	--	Fred Pickard	2013	7-5	5-3	Jason Simpson
1983	4-7	--	Fred Pickard				

Above Includes Years as a Senior College Only

OVC Championships (1)

2006*

* Co Champions

NCAA FCS Playoff Appearances (1)

2006

ALL-TIME COACHES

Coach	Years	Overall Record	OVC Record	OVC Titles	Playoff Appearances
James Henson	1952-56	13-24-1 (.355)	-	-	-
Bob Carroll	1957-74	85-82-4 (.509)	-	-	-
George MacIntyre	1975-77	18-14 (.563)	-	-	-
Vester Newcomb	1978-79	7-13 (.350)	-	-	-
Lynn Amadee	1980-81	8-14 (.364)	-	-	-
Fred Pickard	1982-85	12-31-1 (.284)	-	-	-
Don McLeary	1986-96	50-73 (.407)	14-26 (.350)	0	0
Jim Marshall	1997-99	2-31 (.061)	0-21 (.000)	0	0
Sam McCorkle	2000-02	5-25 (.167)	0-16 (.000)	0	0
Johnny Jernigan	2002	0-4 (.000)	0-3 (.000)	0	0
Matt Griffin	2003-05	10-24 (.294)	6-18 (.250)	0	0
Jason Simpson	2006-present	52-39 (.571)	40-23 (.635)	1	1



2013 ALL-OHIO VALLEY CONFERENCE TEAMS

OVC Offensive Player of the Year: Jimmy Garoppolo (QB), Eastern Illinois
OVC Defensive Player of the Year: Anthony Bass (DE), Tennessee State
OVC Freshman of the Year: Devin Borders (WR), Eastern Kentucky
OVC Roy Kidd Coach of the Year: Dino Babers, Eastern Illinois

FIRST-TEAM OFFENSE

<u>Player</u> , <u>School</u>	<u>Pos.</u>	<u>Ht.</u>	<u>Wt.</u>	<u>Yr.</u>	<u>Hometown</u>	<u>Key Stats</u>
Jimmy Garoppolo, Eastern Illinois #8	QB	6-3	222	Sr.	Arlington Heights, Ill.	320-of-492, 4489 pass yds, 48 TD's, 2 rush TDs
DaMarcus James, Jacksonville State	RB	5-10	220	Jr.	Demopolis, Ala.	1180 yards, 23 TDs, 8 catches, 38 yards
Shepard Little, Eastern Illinois	RB	5-10	198	So.	Schaumburg, Ill.	1306 yds, 13 TDs, 17 catches, 166 yds, 2 TDs
Erik Lora, Eastern Illinois *	WR	5-11	190	Sr.	Miami, Fla.	102 catches, 1339 yards, 17 TDs, 1 pass TD
Walter Powell, Murray State #	WR	6-0	187	Sr.	St. Louis, Mo.	66 catches, 837 yards, 13 TDs
Jeff LePak, Eastern Illinois	TE	6-6	222	Jr.	Belton, Texas	40 catches, 624 yards, 6 TDs
Max Holcombe, Jacksonville State !	C	6-3	290	Jr.	Tuscaloosa, Ala.	
Collin Seibert, Eastern Illinois *	OG	6-4	277	Jr.	Oswego, Ill.	
Kadeem Edwards, Tennessee State ^	OG	6-4	290	Sr.	Sanford, Fla.	
Dominic Pagliara, Eastern Illinois	OT	6-6	307	Sr.	Quincy, Ill.	
Wesley Sherrill, Tennessee Tech	OT	6-4	290	Sr.	Antioch, Tenn.	

FIRST-TEAM DEFENSE

<u>Player</u> , <u>School</u>	<u>Pos.</u>	<u>Ht.</u>	<u>Wt.</u>	<u>Yr.</u>	<u>Hometown</u>	<u>Key Stats</u>
Anthony Bass, Tennessee State	DL	6-2	230	Jr.	Clarksville, Tenn.	28 tackles, 14.0 TFL, 10.0 sacks, 6 QBH, 2 FF
Pat Wertz, Eastern Illinois #	DL	6-4	254	Sr.	Orland Hills, Ill.	36 tackles, 10.0 TFL, 6.5 sacks, 4 QBH, 4 FR
Antonio Harper, Tennessee State #^	DL	6-3	245	Sr.	Memphis, Tenn.	44 tackles, 11.0 TFL, 6.0 sacks, 4 PBU, 1 FR
DJ Roberts, UT Martin #	DL	6-2	245	Sr.	Knoxville, Tenn.	53 tackles, 11.0 TFL, 4.0 sacks, 9 QBH, 1 FF
Nick Thrasher, Tennessee State #	LB	6-2	240	Jr.	Morrow, Ga.	94 tackles, 10.0 TFL, 2 QBH, 3 FF, 3 FR
Ben Johnson, UT Martin !	LB	6-2	235	Sr.	Primm Springs, Tenn.	102 tackles, 12.5 TFL, 3.0 sacks, 1 INT, 4 PBU
Tony Bell, UT Martin	LB	6-1	200	Jr.	Memphis, Tenn.	80 tackles, 15.0 TFL, 10.5 sacks, 3 FF, 3 FR
Daniel Fitzpatrick Tennessee State #	DB	6-2	210	Jr.	Ft. Wayne, Ind.	63 tackles, 5.5 TFL, 6 INT, 8 PBU
Jourdan Wickliffe, Eastern Illinois	DB	6-1	195	Jr.	Columbus, Ohio	83 tackles, 3.0 TFL, 3 INT, 7 PBU, 4 FF
Pierre Warren, Jacksonville State	DB	6-2	200	Jr.	Prattville, Ala.	65 tackles, 1.0 TFL, 3 INT, 11 PBU, 1 FR
Nick Beard, Eastern Illinois *	DB	6-1	193	Sr.	Delray Beach, Fla.	38 tackles, 1.0 TFL, 1.0 sack, 7 PBU, 1 QBH

FIRST-TEAM SPECIALISTS

<u>Player</u> , <u>School</u>	<u>Pos.</u>	<u>Ht.</u>	<u>Wt.</u>	<u>Yr.</u>	<u>Hometown</u>	<u>Key Stats</u>
Griffin Thomas, Jacksonville State	K	6-0	198	Sr.	Snellville, Ga.	20-of-26 FGs, Long of 52, 48-of-49 PATs
Chad Zinchini, Tennessee Tech %	P	6-3	220	Sr.	Hendersonville, Tenn.	45.9 yds/punt, Long of 70, 20 inside 20-yd line
Walter Powell, Murray State *	RS	6-0	187	Sr.	St. Louis, Mo.	31.5 yds/KR, 1 TD; 11.6 yds/PR, 1 TD

SECOND-TEAM OFFENSE

<u>Player</u> , <u>School</u>	<u>Pos.</u>	<u>Ht.</u>	<u>Wt.</u>	<u>Yr.</u>	<u>Hometown</u>	<u>Key Stats</u>
Max Shortell, Jacksonville State	QB	6-6	240	Jr.	Shawnee Mission, Kan.	102-of-178, 1435 yards, 6 TDs
Ronald Butler, Tennessee State	QB	6-3	180	Fr.	Tallahassee, Fla.	130-of-223, 1343 yards, 12 TDs, 99 rush yds.
Tim Broughton, Tennessee State	RB	5-10	190	Sr.	Mobile, Ala.	1046 yards, 5 TDs, 12 catches, 110 yards
DJ McNeil, UT Martin	RB	6-2	205	Sr.	Collierville, Tenn.	1092 yards, 7 TDs, 15 catches, 97 yds., 1 TD
Taylor Duncan, Eastern Illinois	RB	6-3	224	Jr.	Marshall, Ill.	809 yards, 9 TDs, 26 catches, 218 yards
Jeremy Butler, UT Martin %	WR	6-3	205	Sr.	Bradenton, Fla.	90 catches, 1203 yards, 10 TDs
Adam Drake, Eastern Illinois	WR	6-2	199	Jr.	Charleston, Ill.	75 catches, 1145 yards, 12 TDs
A.C. Leonard, Tennessee State %	TE	6-4	245	Jr.	Jacksonville, Fla.	32 catches, 404 yards, 5 TDs
Nick Borre, Eastern Illinois	C	6-4	300	So.	Bloomington, Ill.	
Justin Meredith, Eastern Kentucky #	OG	6-2	290	Sr.	Bowling Green, Ky.	
Travon Carter, Eastern Kentucky	OG	6-1	332	Sr.	Dallas, Texas	
Charles Sweeton, UT Martin	OT	6-5	291	Jr.	Lawrenceburg, Tenn.	
Robert Myers, Tennessee State	OT	6-5	310	Jr.	LaVergne, Tenn.	

SECOND-TEAM DEFENSE

<u>Player</u> , <u>School</u>	<u>Pos.</u>	<u>Ht.</u>	<u>Wt.</u>	<u>Yr.</u>	<u>Hometown</u>	<u>Key Stats</u>
Dino Fanti, Eastern Illinois	DL	6-1	275	So.	Venice, Fla.	38 tackles, 13.5 TFL, 5.0 sacks, 4 QBH, 3 FR
Anthony Brown, Eastern Kentucky *\$&	DL	6-0	232	Sr.	Cincinnati, Ohio	46 tackles, 7.0 TFL, 2.5 sacks, 2 INT, 7 QBH
Caleb Lawrence, Jacksonville State	DL	6-0	300	Jr.	Opelika, Ala.	40 tackles, 9.5 TFL, 5.0 sacks, 2 QBH
Malcolm Mitchell, Tennessee Tech	DL	6-2	245	Sr.	Stone Mountain, Ga.	47 tackles, 13.0 TFL, 7.5 sacks, 2 PBU, 2 FF
Ichiro Vance, Eastern Kentucky #	LB	6-1	240	Sr.	LaGrange, Ky.	52 tackles, 5.5 TFL, 2 PBU, 5 QBH
Robert Haynes, Eastern Illinois	LB	6-0	234	Jr.	Punta Gorda, Fla.	66 tackles, 6.5 TFL, 2.0 sacks, 2 PBU, 1 FF
Tra'Darius Goff, Tennessee Tech	LB	5-11	235	Jr.	Columbia, Tenn.	101 tackles, 8.5 TFL, 3.0 sacks, 3 FF, 2 FR
J'Vontez Blackmon, UT Martin	DB	6-0	193	Sr.	Bryman, Miss.	70 tackles, 2.5 TFL, 2 INT, 8 PBU, 2 FF, 1 FR
Brandon Wicks, Murray State	DB	5-11	198	Sr.	Murray, Ky.	98 tackles, 2.0 TFL, 2 INT, 4 PBU, 3 FF, 1 FR
David Van Dyke, Tennessee State	DB	6-0	185	Sr.	Miami, Fla.	52 tackles, 1.0 TFL, 4 INT, 2 PBU, 1 FF
Marty Jones, Tennessee Tech	DB	6-1	190	Jr.	Cincinnati, Ohio	98 tackles, 5.0 TFL, 2 INT, 3 PBU, 2 FR, 1 FF

SECOND-TEAM SPECIALISTS

<u>Player</u> , <u>School</u>	<u>Pos.</u>	<u>Ht.</u>	<u>Wt.</u>	<u>Yr.</u>	<u>Hometown</u>	<u>Key Stats</u>
Jamin Godfrey, Tennessee State #	K	6-0	180	Sr.	Englewood, Tenn.	16-of-26 FGs, Long of 50, 38-of-40 PATs
Jordan Berry, Eastern Kentucky \$@&	P	6-5	205	Sr.	Essendon, Australia	43.3 yds/punt, Long of 77, 28 inside 20-yd line
Shepard Little, Eastern Illinois	RS	5-10	198	So.	Schaumburg, Ill.	21.5 yds./KR, 24.1 yds./PR, 2 TDs

* - 1st Team All-OVC in 2012
 \$ - 1st Team All-OVC in 2011

- 2nd Team All-OVC in 2012
 ^ - 2nd Team All-OVC in 2011
 @ - 2nd Team All-OVC in 2010

% - OVC All-Newcomer Team in 2012
 ! - OVC All-Newcomer in 2011
 & - OVC All-Newcomer in 2010

ALL-NEWCOMER TEAM

<u>Player</u> , <u>School</u>	<u>Pos.</u>	<u>Ht.</u>	<u>Wt.</u>	<u>Yr.</u>	<u>Hometown</u>	<u>Key Stats</u>
Jeff LePak, Eastern Illinois	TE	6-6	222	Jr.	Belton, Texas	40 catches, 624 yards, 6 TDs
Shepard Little, Eastern Illinois	RB/RS	5-10	198	So.	Schaumburg, Ill.	1306 yds, 13 TDs, 17 catches, 166 yds, 2 TDs
Jimmy Lowery, Eastern Illinois	OL	6-4	282	R-Fr.	Burr Ridge, Ill.	
Devin Borders, Eastern Kentucky	WR	6-5	203	R-Fr.	Ft. Walton Beach, Fla.	34 catches, 509 yards, 6 TDs, 5 blocked kicks
Josh Barge, Jacksonville State	WR	6-1	178	R-Fr.	Carrollton, Ga.	49 catches, 751 yards, 1 TD
Max Shortell, Jacksonville State	QB	6-6	240	Jr.	Shawnee Mission, Kan.	102-of-178, 1435 yards, 6 TDs
Chris Landrum, Jacksonville State	DE	6-0	300	Jr.	Opelika, Ala.	38 tackles, 10.5 TFL, 4.0 sacks, 4 QBH
Maikhail Miller, Murray State	QB	6-3	234	So.	Fulton, Miss.	2221 pass yds, 18 TDs; 429 rush yds, 5 TD
Austin Black, Southeast Missouri	DT	6-0	232	R-Fr.	Warrenton, Mo.	52 tackles, 9.5 TFL, 4.5 sacks, 1 QBH
De'Ante Saunders, Tennessee State	CB/RS	5-11	200	Jr.	DeLand, Fla.	34 tackles, 5.0 TFL, 2 INT, 5 PBU, 18.3 yds/KR
Ronald Butler, Tennessee State	QB	6-3	180	Fr.	Tallahassee, Fla.	130-of-223, 1343 yards, 12 TDs, 99 rush yds.
Dylan Favre, UT Martin	QB	5-10	195	Jr.	Klin, Miss.	101-of-142, 1081 yards, 9 TDs, 191 rush yds, 1 TD

2013 FINAL TEAM AND INDIVIDUAL STATISTICAL LEADERS

	OVC GAMES						ALL GAMES								
	W	L	Pct.	PF	PA	Strk.	W	L	Pct.	PF	PA	Home	Away	Neutral	Strk.
Eastern Illinois *#	8	0	1.000	409	137	W8	12	2	.857	675	319	6-1	6-1	0-0	L1
Tennessee State #	6	2	.750	205	161	W2	10	4	.714	381	253	3-2	5-2	2-0	L1
Jacksonville State #	5	3	.625	290	213	W1	11	4	.733	528	354	5-2	6-2	0-0	L1
UT Martin	5	3	.625	208	202	L1	7	5	.583	283	330	2-3	5-2	0-0	L1
Eastern Kentucky	4	4	.500	188	180	L3	6	6	.500	321	305	4-2	2-4	0-0	L3
Murray State	4	4	.500	213	224	W1	6	6	.500	358	382	5-1	1-5	0-0	W1
Tennessee Tech	2	6	.250	182	234	W2	5	7	.417	313	353	3-3	2-4	0-0	W2
Southeast Missouri	2	6	.250	186	294	L1	3	9	.250	262	441	2-3	1-5	0-1	L1
Austin Peay	0	8	.000	77	313	L8	0	12	.000	90	476	0-4	0-8	0-0	L12

* - OVC Champion

- NCAA FCS Playoff Participant

TOTAL OFFENSE	G	RUSH	PASS	PLAYS	YDS	AVG/P	TD	YDS/G	TOTAL DEFENSE	G	RUSH	PASS	PLAYS	YDS	AVG/P	TD	YDS/G
1. Eastern Illinois	14	3040	5213	1219	8253	6.8	90	589.5	1. Tennessee State	14	1693	2451	929	4144	4.5	28	296.0
2. Jacksonville State	15	3604	3033	1155	6637	5.7	61	442.5	2. Eastern Kentucky	12	1480	2938	815	4418	5.4	36	368.2
3. Murray State	12	1886	2897	882	4783	5.4	42	398.6	3. UT Martin	12	1755	2664	848	4419	5.2	40	368.2
4. UT Martin	12	2147	2618	891	4765	5.3	35	397.1	4. Eastern Illinois	14	2381	2857	1067	5238	4.9	38	374.1
5. Eastern Kentucky	12	2384	1852	875	4236	4.8	40	353.0	5. Jacksonville State	15	2965	2757	1164	5722	4.9	41	381.5
6. Tennessee State	14	2293	2579	943	4872	5.2	40	348.0	6. Tennessee Tech	12	2056	2676	879	4732	5.4	42	394.3
7. Southeast Missouri	12	2436	1666	803	4102	5.1	34	341.8	7. Austin Peay	12	2851	2229	793	5080	6.4	63	423.3
8. Tennessee Tech	12	1803	1947	834	3750	4.5	39	312.5	8. Southeast Missouri	12	3165	2506	885	5671	6.4	56	472.6
9. Austin Peay	12	1598	1169	748	2767	3.7	8	230.6	9. Murray State	12	2982	2774	1033	5756	5.6	50	479.7

RUSHING OFFENSE	G	ATT	YDS	AVG	TD	YDS/G	RUSHING DEFENSE	G	RUSH	YDS	AVG	TD	YDS/G
1. Jacksonville State	15	758	3604	4.8	48	240.3	1. Tennessee State	14	501	1693	3.4	13	120.9
2. Eastern Illinois	14	611	3040	5.0	35	217.1	2. Eastern Kentucky	12	395	1480	3.7	16	123.3
3. Southeast Missouri	12	522	2436	4.7	17	203.0	3. UT Martin	12	455	1755	3.9	16	146.2
4. Eastern Kentucky	12	589	2384	4.0	26	198.7	4. Eastern Illinois	14	565	2381	4.2	17	170.1
5. UT Martin	12	520	2147	4.1	17	178.9	5. Tennessee Tech	12	506	2056	4.1	20	171.3
6. Tennessee State	14	571	2293	4.0	14	163.8	6. Jacksonville State	15	684	2965	4.3	19	197.7
7. Murray State	12	424	1886	4.4	19	157.2	7. Austin Peay	12	513	2851	5.6	44	237.6
8. Tennessee Tech	12	482	1803	3.7	26	150.2	8. Murray State	12	625	2982	4.8	33	248.5
9. Austin Peay	12	460	1598	3.5	5	133.2	9. Southeast Missouri	12	575	3165	5.5	40	263.8

PASS OFFENSE	G	ATT	CMP	INT	PCT	YDS	AVG	TD	YDS/G	PASS DEFENSE	G	ATT	CMP	INT	PCT	YDS	AVG	TD	YDS/G
1. Eastern Illinois	14	608	395	10	65.0	5213	8.6	55	372.4	1. Tennessee State	14	428	217	21	50.7	2451	5.7	15	175.1
2. Murray State	12	458	306	16	66.8	2897	6.3	23	241.4	2. Jacksonville State	15	480	229	14	47.7	2757	5.7	22	183.8
3. UT Martin	12	371	231	12	62.3	2618	7.1	18	218.2	3. Austin Peay	12	280	188	6	67.1	2229	8.0	19	185.8
4. Jacksonville State	15	397	231	11	58.2	3033	7.6	13	202.2	4. Eastern Illinois	14	502	271	14	54.0	2857	5.7	21	204.1
5. Tennessee State	14	372	220	4	59.1	2579	6.9	26	184.2	5. Southeast Missouri	12	310	187	12	60.3	2506	8.1	16	208.8
6. Tennessee Tech	12	352	190	10	54.0	1947	5.5	13	162.2	6. UT Martin	12	393	215	12	54.7	2664	6.8	24	222.0
7. Eastern Kentucky	12	286	151	11	52.8	1852	6.5	14	154.3	7. Tennessee Tech	12	373	237	14	63.5	2676	7.2	22	223.0
8. Southeast Missouri	12	281	148	12	52.7	1666	5.9	17	138.8	8. Murray State	12	408	247	13	60.5	2774	6.8	17	231.2
9. Austin Peay	12	288	134	10	46.5	1169	4.1	3	97.4	9. Eastern Kentucky	12	420	267	9	63.6	2938	7.0	20	244.8

SCORING OFFENSE	G	TD	XP	2XP	DXP	FG	SAF	PTS	AVG	SCORING DEFENSE	G	TD	XP	2XP	DXP	FG	SAF	PTS	AVG
1. Eastern Illinois	14	95	78	2	0	7	1	675	48.2	1. Tennessee State	14	32	24	1	0	11	1	253	18.1
2. Jacksonville State	15	65	62	0	0	24	2	528	35.2	2. Eastern Illinois	14	40	35	0	0	14	1	319	22.8
3. Murray State	12	47	42	2	0	10	0	358	29.8	3. Jacksonville State	15	43	38	1	0	18	1	354	23.6
4. Tennessee State	14	46	43	1	1	18	2	381	27.2	4. Eastern Kentucky	12	38	35	0	0	14	0	305	25.4
5. Eastern Kentucky	12	42	40	1	0	9	0	321	26.8	5. UT Martin	12	44	41	0	0	7	2	330	27.5
6. Tennessee Tech	12	41	40	0	0	9	0	313	26.1	6. Tennessee Tech	12	46	42	1	0	11	0	353	29.4
7. UT Martin	12	35	33	1	0	12	1	283	23.6	7. Murray State	12	50	47	0	0	11	1	382	31.8
8. Southeast Missouri	12	37	25	0	0	5	0	262	21.8	8. Southeast Missouri	12	57	56	0	1	13	1	441	36.8
9. Austin Peay	12	9	9	0	0	9	0	90	7.5	9. Austin Peay	12	65	60	1	0	8	0	476	39.7

KICKOFF RETURNS	G	RET	YDS	TD	AVG	PUNT RETURNS	G	RET	YDS	TD	AVG
1. Murray State	12	43	964	1	22.4	1. Eastern Illinois	14	23	460	4	20.0
2. Southeast Missouri	12	55	1192	1	21.7	2. Tennessee Tech	12	22	249	1	11.3
3. Jacksonville State	15	44	953	0	21.7	3. Jacksonville State	15	32	336	0	10.5
4. Eastern Kentucky	12	39	804	0	20.6	4. Murray State	12	24	215	1	9.0
5. UT Martin	12	38	733	0	19.3	5. Southeast Missouri	12	16	133	1	8.3
6. Austin Peay	12	53	1012	1	19.1	6. Eastern Kentucky	12	30	229	0	7.6
7. Tennessee Tech	12	51	947	0	18.6	7. Tennessee State	14	42	316	0	7.5
8. Eastern Illinois	14	45	759	0	16.9	8. UT Martin	12	19	129	0	6.8
9. Tennessee State	14	45	715	1	15.9	9. Austin Peay	12	6	28	0	4.7

PUNTING	G	NO	YDS	AVG	PR	YDS	TBq	NET/P	TURNOVER MARGIN	G	FUM	INT	TOT	FUM	INT	TOT	MAR	PER/G
1. Eastern Kentucky	12	61	2601	42.6	137	2.2	4	39.1	1. Eastern Illinois	14	24	14	38	13	10	23	+15	1.07
2. UT Martin	12	60	2455	40.9	173	2.9	2	37.4	2. Tennessee State	14	11	21	32	20	4	24	+8	0.57
3. Jacksonville State	15	74	3133	42.3	231	3.1	8	37.1	3. Tennessee Tech	12	11	14	25	10	10	20	+5	0.42
4. Murray State	12	65	2581	39.7	95	1.5	4	37.0	4. Jacksonville State	15	14	14	28	11	11	22	+6	0.40
5. Tennessee Tech	12	75	3442	45.9	464	6.2	12	36.5	5. Eastern Kentucky	12	15	9	24	11	11	22	+2	0.17
6. Austin Peay	12	89	3455	38.8	318	3.6	2	34.8	6. Southeast Missouri	12	9	12	21	8	12	20	+1	0.08
7. Southeast Missouri	12	62	2352	37.9	203	3.3	0	34.7	7. Austin Peay	12	10	6	16	7	10	17	-1	-0.08
8. Tennessee State	14	75	2813	37.5	166	2.2	3	34.5	8. Murray State	12	11	13	24	10	16	26	-2	-0.17
9. Eastern Illinois	14	56	1984	35.4	126	2.2	2	32.5	9. UT Martin	12	6	12	18	21	12	33	-15	-1.25



PASSING

	CL	G	ATT	CMP	INT	PCT.	YDS	TD	AVG/G
1. Jimmy Garoppolo, EIU	Sr.	14	568	375	9	66.0	5050	53	360.7
2. Maikhai Miller, MUR	So.	10	327	219	11	67.0	2221	18	222.1
3. Jared McClain, ECU	Jr.	12	228	128	8	56.1	1535	13	127.9
4. Jarod Neal, UTM	So.	12	223	128	7	57.4	1529	9	127.4
5. Dylan Favre, UTM	Jr.	9	142	101	5	71.1	1081	9	120.1
6. Darian Stone, TTU	Jr.	10	176	94	5	53.4	1008	4	100.8
7. Ronald Butler, TSU	Fr.	14	230	135	4	58.7	1405	13	100.4
8. Jared Davis, TTU	Fr.	10	169	95	5	56.2	935	9	93.5
9. Scott Lathrop, SEMO	So.	12	175	99	8	56.6	1049	11	87.4
10. Andrew Spivey, APSU	Jr.	9	147	76	4	51.7	674	0	74.9

PUNT RETURNS

	CL	G	RET	YDS	TD	AVG	LONG
1. Stanley Absanon, ECU	So.	12	25	184	0	34	7.4
2. De'Ante Saunders, TSU	Jr.	12	33	190	0	23	5.8

KICK RETURNS

	CL	G	RET	YDS	TD	LONG	AVG
1. Ladarius Vanlier, TTU	So.	12	27	635	0	80	23.5
2. Spencer Davis, SEMO	Jr.	12	36	846	1	93	23.5

RUSHING

	CL	G	ATT	YDS	AVG	TD	LONG	YDS/G
1. Shepard Little, EIU	So.	14	216	1548	7.2	15	80	110.6
2. DaMarcus James, JSU	Jr.	15	292	1477	5.1	29	50	98.5
3. DJ McNeil, UTM	Sr.	12	239	1092	4.6	7	42	91.0
4. Taylor Duncan, EIU	Jr.	12	217	988	4.6	10	45	82.3
5. Tim Broughton, TSU	Sr.	14	237	1146	4.8	6	45	81.9
6. DeMichael Jackson, SE	So.	12	170	977	5.7	4	43	81.4
7. Eli Jenkins, JSU	Fr.	14	137	953	7.0	8	72	68.1
8. JJ Jude, ECU	Fr.	11	160	637	4.0	6	32	57.9
9. Jaamal Berry, MUR	Sr.	12	128	668	5.2	5	42	55.7
10. Omar Williams, APSU	Fr.	12	157	636	4.1	0	57	53.0

FIELD GOALS

	CL	G	FG	FGA	PCT.	FG/G
1. Griffin Thomas, JSU	Sr.	15	24	32	75.0	1.60
2. Jamin Godfrey, TSU	Sr.	14	18	29	62.1	1.29
3. Jackson Redditt, UTM	So.	12	12	17	70.6	1.00
4. Andrew Lloyd, ECU	Jr.	10	8	10	80.0	0.80
5. Zach Sharp, TTU	Jr.	10	7	10	70.0	0.70
6. Jordan Benton, MUR	Jr.	10	6	11	54.5	0.60
7. Cameron Berra, EIU	Sr.	14	7	17	41.2	0.50
8. Alex Knight, SEMO	Fr.	11	3	7	42.9	0.27
9. Ryan McCrum, SEMO	Fr.	12	2	6	33.3	0.17

TOTAL OFFENSE

	CL	G	RUSH	PASS	PLAYS	TOTAL	YDS/G
1. Jimmy Garoppolo, EIU	Sr.	14	62	5050	638	5112	365.1
2. Maikhai Miller, MUR	So.	10	429	2221	446	2650	265.0
3. Jared McClain, ECU	Jr.	12	414	1535	344	1949	162.4
4. Darian Stone, TTU	Jr.	10	523	1008	319	1531	153.1
5. Dylan Favre, UTM	Jr.	9	191	1081	221	1272	141.3
6. Scott Lathrop, SEMO	So.	12	532	1049	314	1581	131.8
7. Eli Jenkins, JSU	Fr.	14	953	887	261	1840	131.4
8. Jarod Neal, UTM	So.	12	10	1529	255	1539	128.2
9. Shepard Little, EIU	So.	14	1548	10	217	1558	111.3
10. Ronald Butler, TSU	Fr.	14	103	1405	291	1508	107.7

PUNTING

	CL	G	PUNT	YDS	LONG	AVG
1. Chad Zinchini, TTU	Sr.	12	75	3442	70	45.9
2. Jordan Berry, ECU	Sr.	12	60	2601	77	43.3
3. Hamish MacInnes, JSU	So.	15	73	3133	86	42.9
4. James Satterfield, UTM	Jr.	12	58	2446	66	42.2
5. Steven Mix, MUR	Sr.	12	64	2581	69	40.3
6. Ben Campbell, APSU	Jr.	12	87	3376	54	38.8
7. Leo Holderhead, TSU	Jr.	14	73	2771	61	38.0
8. Alex Knight, SEMO	Fr.	11	46	1688	52	36.7
9. Scott Weatherford, EIU	Sr.	14	52	1883	53	36.2

RECEPTIONS

	CL	G	REC	YDS	TD	LONG	AVG/C	REC/G
1. Erik Lora, EIU	Sr.	13	123	1544	19	66	12.6	9.46
2. Jeremy Butler, UTM	Sr.	12	90	1203	10	45	13.4	7.50
3. Walter Powell, MUR	Sr.	10	66	837	13	66	12.7	6.60
4. Adam Drake, EIU	Jr.	14	85	1305	13	82	15.4	6.07
5. Keiondre Gober, EIU	So.	11	48	894	9	86	18.6	4.36
6. Josh Barge, JSU	Fr.	15	58	885	2	49	15.3	3.87
7. Paul McRoberts, SEMO	So.	12	44	646	9	75	14.7	3.67
8. Jeff LePak, EIU	Jr.	14	51	723	8	55	14.2	3.64
9. Jeremy Harness, MUR	So.	12	40	353	1	42	8.8	3.33
10. Chris Thompson, UTM	Sr.	12	39	502	3	41	12.9	3.25

INTERCEPTIONS

	CL	G	INT	YDS	TD	LONG	INT/G
1. Daniel Fitzpatrick, TSU	Jr.	14	8	140	3	50	0.57
2. De'Ante Saunders, TSU	Jr.	12	4	118	0	71	0.33
Pierre Warren, JSU	Jr.	15	5	105	1	70	0.33
Camaren Harris, UTM	Sr.	12	4	53	0	36	0.33
5. David Van Dyke, TSU	Sr.	13	4	51	1	46	0.31
6. Darrell Smith, MUR	Sr.	12	3	17	1	17	0.25
Josh Manning, MUR	Sr.	12	3	5	0	3	0.25
8. Alex McNulty, EIU	Sr.	14	3	88	0	37	0.21
Jourdan Wickliffe, EIU	Jr.	14	3	4	0	4	0.21
10. John Therrell, MUR	Sr.	11	2	17	0	17	0.18

RECEIVING YARDS

	CL	G	REC	YDS	TD	LONG	YDS/C	YDS/G
1. Erik Lora, EIU	Sr.	13	123	1544	19	66	12.6	118.8
2. Jeremy Butler, UTM	Sr.	12	90	1203	10	45	13.4	100.2
3. Adam Drake, EIU	Jr.	14	85	1305	13	82	15.4	93.2
4. Walter Powell, MUR	Sr.	10	66	837	13	66	12.7	83.7
5. Keiondre Gober, EIU	So.	11	48	894	9	86	18.6	81.3
6. Josh Barge, JSU	Fr.	15	58	885	2	49	15.3	59.0
7. Paul McRoberts, SEMO	So.	12	44	646	9	75	14.7	53.8
8. Jeff LePak, EIU	Jr.	14	51	723	8	55	14.2	51.6
9. Ryan Mitchell, TSU	Jr.	13	35	632	7	75	18.1	48.6
10. Devin Borders, ECU	Fr.	12	34	509	6	42	15.0	42.4

TACKLES

	CL	G	SOLO	AST	TOTAL	AVG/G	SACK
1. Ben Johnson, UTM	Sr.	12	40	62	102	8.5	3.0
2. Tra'Darius Goff, TTU	Jr.	12	36	65	101	8.4	3.0
3. Marty Jones, TTU	Jr.	12	47	51	98	8.2	0.0
Brandon Wicks, MUR	Sr.	12	60	38	98	8.2	0.0
5. Nick Thrasher, TSU	Jr.	14	69	41	110	7.9	0.5
6. Brandon Bender, JSU	So.	14	68	33	101	7.2	0.0
7. Brandon Stanley, ECU	Jr.	9	42	19	61	6.8	0.0
8. Antonio Turner, APSU	Fr.	10	27	40	67	6.7	1.0
9. Tony Bell, UTM	Jr.	12	36	44	80	6.7	10.5
Thad Williams, UTM	Sr.	12	31	49	80	6.7	1.5

SCORING

	CL	G	TD	XPT	FG	2XP	PTS	PTS/G
1. DaMarcus James, JSU	Jr.	15	29	0	0	0	174	11.6
2. Erik Lora, EIU	Sr.	13	20	0	0	4	124	9.5
3. Walter Powell, MUR	Sr.	10	15	0	0	0	90	9.0
4. Griffin Thomas, JSU	Sr.	15	0	62	24	0	134	8.9
5. Shepard Little, EIU	So.	14	19	0	0	0	114	8.1
6. Cameron Berra, EIU	Sr.	14	0	77	7	0	98	7.0
7. Jamin Godfrey, TSU	Sr.	14	0	43	18	0	97	6.9
8. Jackson Redditt, UTM	So.	12	0	33	12	0	69	5.8
9. Adam Drake, EIU	Jr.	14	13	0	0	0	78	5.6
10. Jordan Benton, MUR	Jr.	10	0	32	6	0	50	5.0

SACKS

	CL	G	SOLO	AST	YDS	TOTAL	AVG/G
1. Tony Bell, UTM	Jr.	12	8	5	56	10.5	0.88
2. Anthony Bass, TSU	Jr.	14	8	4	57	10.0	0.71
3. Malcolm Mitchell, TTU	Sr.	12	7	1	65	7.5	0.62
4. Antonio Harper, TSU	Sr.	13	4	6	48	7.0	0.54
5. Dustin Gayton, JSU	Jr.	15	6	2	37	7.0	0.47
6. Pat Wertz, EIU	Sr.	14	5	3	47	6.5	0.46
7. Marquaveus Jackson, TSU	Sr.	13	5	2	40	6.0	0.46
8. Caleb Lawrence, JSU	Jr.	15	5	1	31	5.5	0.37
9. Dino Fanti, EIU	So.	14	4	2	28	5.0	0.36
10. Chavez Sims, MUR	Jr.	10	5	0	28	5.0	0.50

ALL PURPOSE

	CL	G	RUSH	RCV	PR	KR	YDS	AVG/G
1. Shepard Little, EIU	So.	14	1548	182	259	200	2189	156.4
2. Walter Powell, MUR	Sr.	10	33	837	185	346	1401	140.1
3. Erik Lora, EIU	Sr.	13	30	1544	150	0	1724	132.6
4. Spencer Davis, SEMO	Jr.	12	36	302	104	846	1288	107.3
5. Jeremy Butler, UTM	Sr.	12	12	1203	65	0	1280	106.7
6. Ladarius Vanlier, TTU	So.	12	365	75	203	635	1278	106.5
7. Taylor Duncan, EIU	Jr.	12	988	243	0	0	1231	102.6
8. DaMarcus James, JSU	Jr.	15	1477	49	0	0	1526	101.7
9. DJ McNeil, UTM	Sr.	12	1092	97	0	0	1189	99.1
10. Adam Drake, EIU	Jr.	14	4	1305	0	0	1309	93.5

TACKLES FOR LOSS

	CL	G	SOLO	AST	YDS	TOTAL	AVG/G
1. Tony Bell, UTM	Jr.	12	11	8	74	15.0	1.25
2. Anthony Bass, TSU	Jr.	14	10	9	79	14.5	1.04
Dino Fanti, EIU	So.	14	12	5	52	14.5	1.04
4. Antonio Harper, TSU	Sr.	13	9	8	62	13.0	1.00
5. Malcolm Mitchell, TTU	Sr.	12	11	4	81	13.0	1.08
6. Ben Johnson, UTM	Sr.	12	7	11	48	12.5	1.04
7. Marquaveus Jackson, TSU	Sr.	13	10	4	60	12.0	0.92
8. Nick Thrasher, TSU	Jr.	14	8	8	46	12.0	0.86
9. DJ Roberts, UTM	Sr.	12	8	6	38	11.0	0.92
10. Pat Wertz, EIU	Sr.	14	7	7	52	10.5	0.75



2013 FINAL TEAM AND INDIVIDUAL STATISTICAL LEADERS (CONFERENCE-ONLY)

TOTAL OFFENSE									TOTAL DEFENSE								
	G	RUSH	PASS	PLAYS	YDS	AVG/P	TD	YDS/G		G	RUSH	PASS	PLAYS	YDS	AVG/P	TD	YDS/G
1. Eastern Illinois	8	1808	2910	691	4718	6.8	55	589.8	1. Tennessee State	8	778	1593	541	2371	4.4	18	296.4
2. Jacksonville State	8	1819	1719	607	3538	5.8	35	442.2	2. Eastern Illinois	8	1051	1376	581	2427	4.2	17	303.4
3. UT Martin	8	1351	1978	601	3329	5.5	26	416.1	3. Eastern Kentucky	8	971	1760	548	2731	5.0	20	341.4
4. Murray State	8	1192	1981	603	3173	5.3	23	396.6	4. UT Martin	8	1181	1669	566	2850	5.0	23	356.2
5. Southeast Missouri	8	1824	936	530	2760	5.2	23	345.0	5. Jacksonville State	8	1936	1106	620	3042	4.9	27	380.2
6. Tennessee State	8	1227	1472	553	2699	4.9	23	337.4	6. Tennessee Tech	8	1220	1928	582	3148	5.4	27	393.5
7. Eastern Kentucky	8	1530	1016	581	2546	4.4	23	318.2	7. Austin Peay	8	1846	1439	523	3285	6.3	42	410.6
8. Tennessee Tech	8	1203	1325	571	2528	4.4	24	316.0	8. Murray State	8	1924	1611	701	3535	5.0	28	441.9
9. Austin Peay	8	1163	746	518	1909	3.7	7	238.6	9. Southeast Missouri	8	2210	1601	593	3811	6.4	37	476.4

RUSHING OFFENSE							RUSHING DEFENSE						
	G	ATT	YDS	AVG	TD	YDS/G		G	RUSH	YDS	AVG	TD	YDS/G
1. Southeast Missouri	8	357	1824	5.1	15	228.0	1. Tennessee State	8	277	778	2.8	8	97.2
2. Jacksonville State	8	385	1819	4.7	29	227.4	2. Eastern Kentucky	8	278	971	3.5	11	121.4
3. Eastern Illinois	8	356	1808	5.1	25	226.0	3. Eastern Illinois	8	305	1051	3.4	4	131.4
4. Eastern Kentucky	8	404	1530	3.8	16	191.2	4. UT Martin	8	309	1181	3.8	10	147.6
5. UT Martin	8	330	1351	4.1	13	168.9	5. Tennessee Tech	8	333	1220	3.7	12	152.5
6. Tennessee State	8	331	1227	3.7	6	153.4	6. Austin Peay	8	336	1846	5.5	31	230.8
7. Tennessee Tech	8	314	1203	3.8	16	150.4	7. Murray State	8	443	1924	4.3	18	240.5
8. Murray State	8	290	1192	4.1	11	149.0	8. Jacksonville State	8	407	1936	4.8	15	242.0
9. Austin Peay	8	322	1163	3.6	4	145.4	9. Southeast Missouri	8	401	2210	5.5	26	276.2

PASS OFFENSE										PASS DEFENSE									
	G	ATT	CMP	INT	PCT	YDS	AVG	TD	YDS/G		G	ATT	CMP	INT	PCT	YDS	AVG	TD	YDS/G
1. Eastern Illinois	8	335	214	6	63.9	2910	8.7	30	363.8	1. Jacksonville State	8	213	103	6	48.4	1106	5.2	12	138.2
2. Murray State	8	313	205	12	65.5	1981	6.3	12	247.6	2. Eastern Illinois	8	276	147	5	53.3	1376	5.0	13	172.0
3. UT Martin	8	271	169	6	62.4	1978	7.3	13	247.2	3. Austin Peay	8	187	123	4	65.8	1439	7.7	11	179.9
4. Jacksonville State	8	222	128	6	57.7	1719	7.7	6	214.9	4. Tennessee State	8	264	140	10	53.0	1593	6.0	10	199.1
5. Tennessee State	8	222	127	2	57.2	1472	6.6	17	184.0	5. Southeast Missouri	8	192	122	8	63.5	1601	8.3	11	200.1
6. Tennessee Tech	8	257	133	8	51.8	1325	5.2	8	165.6	6. Murray State	8	258	151	8	58.5	1611	6.2	10	201.4
7. Eastern Kentucky	8	177	85	8	48.0	1016	5.7	7	127.0	7. UT Martin	8	257	128	8	49.8	1669	6.5	13	208.6
8. Southeast Missouri	8	173	94	7	54.3	936	5.4	8	117.0	8. Eastern Kentucky	8	270	170	5	63.0	1760	6.5	9	220.0
9. Austin Peay	8	196	85	7	43.4	746	3.8	3	93.2	9. Tennessee Tech	8	249	156	8	62.7	1928	7.7	15	241.0

SCORING OFFENSE										SCORING DEFENSE									
	G	TD	XP	2XP	DXP	FG	SAF	PTS	AVG		G	TD	XP	2XP	DXP	FG	SAF	PTS	AVG
1. Eastern Illinois	8	58	51	1	0	2	1	409	51.1	1. Eastern Illinois	8	19	15	0	0	2	1	137	17.1
2. Jacksonville State	8	37	36	0	0	10	1	290	36.2	2. Tennessee State	8	20	16	1	0	7	1	161	20.1
3. Murray State	8	26	25	1	0	10	0	213	26.6	3. Eastern Kentucky	8	22	21	0	0	9	0	180	22.5
4. UT Martin	8	26	24	1	0	8	1	208	26.0	4. UT Martin	8	26	23	0	0	7	1	202	25.2
5. Tennessee State	8	25	24	0	1	9	1	205	25.6	5. Jacksonville State	8	27	25	1	0	8	0	213	26.6
6. Eastern Kentucky	8	24	23	0	0	7	0	188	23.5	6. Murray State	8	28	27	0	0	9	1	224	28.0
7. Southeast Missouri	8	26	18	0	0	4	0	186	23.2	7. Tennessee Tech	8	31	30	0	0	6	0	234	29.2
8. Tennessee Tech	8	24	23	0	0	5	0	182	22.8	8. Southeast Missouri	8	38	37	0	1	9	0	294	36.8
9. Austin Peay	8	8	8	0	0	7	0	77	9.6	9. Austin Peay	8	43	38	1	0	5	0	313	39.1

KICKOFF RETURNS						PUNT RETURNS					
	G	RET	YDS	TD	AVG		G	RET	YDS	TD	AVG
1. Southeast Missouri	8	40	865	1	21.6	1. Eastern Illinois	8	13	302	2	23.2
2. Jacksonville State	8	22	438	0	19.9	2. Murray State	8	16	187	1	11.7
3. Eastern Kentucky	8	19	372	0	19.6	3. Jacksonville State	8	15	153	0	10.2
4. Murray State	8	32	614	0	19.2	4. Southeast Missouri	8	7	67	1	9.6
5. Austin Peay	8	35	656	1	18.7	5. Austin Peay	8	2	19	0	9.5
6. UT Martin	8	23	426	0	18.5	6. UT Martin	8	16	132	0	8.2
7. Tennessee Tech	8	33	588	0	17.8	7. Eastern Kentucky	8	21	158	0	7.5
8. Eastern Illinois	8	16	284	0	17.8	8. Tennessee State	8	25	163	0	6.5
9. Tennessee State	8	26	367	0	14.1	9. Tennessee Tech	8	17	110	0	6.5

PUNTING									TURNOVER MARGIN									
	G	NO	YDS	AVG	PR	YDS	TBq	NET/P		G	FUM	INT	TOT	FUM	INT	TOT	MAR	PER/G
1. Eastern Kentucky	8	45	1974	43.9	95	2.1	4	40.0	1. Eastern Illinois	8	16	5	21	7	6	13	+8	1.00
2. UT Martin	8	39	1553	39.8	87	2.2	2	36.6	2. Tennessee State	8	6	10	16	10	2	12	+4	0.50
3. Tennessee State	8	50	1948	39.0	63	1.3	3	36.5	3. Tennessee Tech	8	9	8	17	6	8	14	+3	0.38
4. Jacksonville State	8	36	1503	41.8	101	2.8	5	36.2	4. Southeast Missouri	8	5	8	13	5	7	12	+1	0.12
5. Murray State	8	41	1587	38.7	73	1.8	2	36.0	5. Eastern Kentucky	8	12	5	17	9	8	17	+0	0.00
6. Southeast Missouri	8	39	1508	38.7	136	3.5	0	35.2	6. Jacksonville State	8	4	6	10	5	6	11	-1	-0.12
7. Austin Peay	8	57	2215	38.9	207	3.6	1	34.9	7. Austin Peay	8	6	4	10	6	7	13	-3	-0.38
8. Tennessee Tech	8	53	2363	44.6	414	7.8	8	33.8	8. Murray State	8	8	8	16	7	12	19	-3	-0.38
9. Eastern Illinois	8	30	1036	34.5	115	3.8	2	29.4	9. UT Martin	8	4	8	12	15	6	21	-9	-1.12



PASSING

	CL	G	ATT	CMP	INT	PCT.	YDS	TD	AVG/G
1. Jimmy Garoppolo, EIU	Sr.	8	300	195	5	65.0	2758	28	344.8
2. Maikhail Miller, MUR	So.	6	209	140	8	67.0	1430	9	238.3
3. Jarod Neal, UTM	So.	8	179	106	4	59.2	1290	9	161.2
4. Jared Davis, TTU	Fr.	6	149	79	5	53.0	776	7	129.3
5. Ronald Butler, TSU	Fr.	8	165	93	2	56.4	942	9	117.8
6. Jared McClain, EKU	Jr.	8	134	72	5	53.7	812	6	101.5
7. Scott Lathrop, SEMO	So.	8	128	75	4	58.6	752	7	94.0
8. Darian Stone, TTU	Jr.	6	101	53	3	52.5	545	1	90.8
9. Eli Jenkins, JSU	Fr.	7	40	20	1	50.0	355	0	50.7
10. Timarious Mitchell, APSU	Fr.	7	89	31	3	34.8	264	3	37.7

PUNT RETURNS

	CL	G	RET	YDS	TD	AVG	LONG
1. Stanley Absanon, EKU	So.	8	19	154	0	34	8.1
2. De'Ante Saunders, TSU	Jr.	7	22	158	0	23	7.2

KICK RETURNS

	CL	G	RET	YDS	TD	LONG	AVG
1. Spencer Davis, SEMO	Jr.	8	25	594	1	93	23.8
2. Duane Brady, MUR	Sr.	6	12	234	0	47	19.5

RUSHING

	CL	G	ATT	YDS	AVG	TD	LONG	YDS/G
1. DaMarcus James, JSU	Jr.	8	183	990	5.4	19	50	123.8
2. Shepard Little, EIU	So.	8	151	982	6.5	12	61	122.8
3. DeMichael Jackson, SE	So.	8	131	787	6.0	3	43	98.4
4. DJ McNeil, UTM	Sr.	8	157	741	4.7	5	42	92.6
5. Tim Broughton, TSU	Sr.	8	149	678	4.6	2	39	84.8
6. Taylor Duncan, EIU	Jr.	6	92	480	5.2	6	27	80.0
7. Darian Stone, TTU	Jr.	6	101	429	4.2	4	36	71.5
8. Jaamal Berry, MUR	Sr.	8	100	544	5.4	3	42	68.0
9. Omar Williams, APSU	Fr.	8	139	533	3.8	0	46	66.6
10. Eli Jenkins, JSU	Fr.	7	54	398	7.4	5	71	56.9

FIELD GOALS

	CL	G	FG	FGA	PCT.	FG/G
1. Griffin Thomas, JSU	Sr.	8	10	14	71.4	1.25
2. Jamin Godfrey, TSU	Sr.	8	9	16	56.2	1.12
3. Andrew Lloyd, EKU	Jr.	6	6	6	100.0	1.00
Jackson Redditt, UTM	So.	8	8	10	80.0	1.00
Jordan Benton, MUR	Jr.	6	6	10	60.0	1.00
Chase Dunlap, APSU	Fr.	7	7	11	63.6	1.00
7. Zach Sharp, TTU	Jr.	6	3	5	60.0	0.50
8. Ryan McCrum, SEMO	Fr.	8	2	4	50.0	0.25
Alex Knight, SEMO	Fr.	8	2	5	40.0	0.25
Cameron Berra, EIU	Sr.	8	2	9	22.2	0.25

TOTAL OFFENSE

	CL	G	RUSH	PASS	PLAYS	TOTAL	YDS/G
1. Jimmy Garoppolo, EIU	Sr.	8	57	2758	332	2815	351.9
2. Maikhail Miller, MUR	So.	6	282	1430	297	1712	285.3
3. Jarod Neal, UTM	So.	8	13	1290	207	1303	162.9
4. Darian Stone, TTU	Jr.	6	429	545	202	974	162.3
5. Scott Lathrop, SEMO	So.	8	414	752	229	1166	145.8
6. Jared McClain, EKU	Jr.	8	223	812	213	1035	129.4
7. DaMarcus James, JSU	Jr.	8	990	36	185	1026	128.2
8. Jared Davis, TTU	Jr.	6	-14	776	179	762	127.0
9. Ronald Butler, TSU	Fr.	8	51	942	202	993	124.1
10. Shepard Little, EIU	So.	8	982	10	152	992	124.0

PUNTING

	CL	G	PUNT	YDS	LONG	AVG
1. Jordan Berry, EKU	Sr.	8	44	1974	77	44.9
2. Chad Zinchini, TTU	Sr.	8	53	2363	63	44.6
3. Hamish MacInnes, JSU	So.	8	36	1503	86	41.8
4. James Satterfield, UTM	Jr.	8	37	1544	66	41.7
5. Steven Mix, MUR	Sr.	8	40	1587	69	39.7
6. Leo Holderhead, TSU	Jr.	8	50	1948	61	39.0
7. Ben Campbell, APSU	Jr.	8	57	2215	54	38.9
8. Alex Knight, SEMO	Fr.	8	34	1279	52	37.6
9. Scott Weatherford, EIU	Sr.	8	27	970	53	35.9

RECEPTIONS

	CL	G	REC	YDS	TD	LONG	AVG/C	REC/G
1. Erik Lora, EIU	Sr.	7	57	732	8	66	12.8	8.14
2. Jeremy Butler, UTM	Sr.	8	60	828	9	43	13.8	7.50
Walter Powell, MUR	Sr.	6	45	580	6	59	12.9	7.50
4. Adam Drake, EIU	Jr.	8	46	715	6	82	15.5	5.75
5. Josh Barge, JSU	Fr.	8	37	577	1	49	15.6	4.62
6. Jeremy Harness, MUR	So.	8	33	271	0	29	8.2	4.12
7. Chris Thompson, UTM	Sr.	8	30	425	2	41	14.2	3.75
8. Paul McRoberts, SEMO	So.	8	28	352	5	40	12.6	3.50
9. Jeff LePak, EIU	Jr.	8	25	446	6	55	17.8	3.12
10. D.J. Foster, SEMO	Sr.	8	23	262	2	78	11.4	2.88

INTERCEPTIONS

	CL	G	INT	YDS	TD	LONG	INT/G
1. Daniel Fitzpatrick, TSU	Jr.	8	5	64	1	24	0.62
2. Camaren Harris, UTM	Sr.	8	3	44	0	36	0.38
Josh Manning, MUR	Sr.	8	3	5	0	3	0.38
4. Thad Williams, UTM	Sr.	8	2	37	0	28	0.25
Cantrell Andrew, SEMO	Sr.	8	2	36	0	38	0.25
Marty Jones, TTU	Jr.	8	2	25	0	25	0.25
Pierre Warren, JSU	Jr.	8	2	16	0	16	0.25
Anthony Brown, EKU	Sr.	8	2	9	0	9	0.25
Bernell Brooks, TSU	So.	8	2	4	0	4	0.25
Reggie Jennings, SEMO	Jr.	8	2	0	0	0	0.25

RECEIVING YARDS

	CL	G	REC	YDS	TD	LONG	YDS/C	YDS/G
1. Erik Lora, EIU	Sr.	7	57	732	8	66	12.8	104.6
2. Jeremy Butler, UTM	Sr.	8	60	828	9	43	13.8	103.5
3. Walter Powell, MUR	Sr.	6	45	580	6	59	12.9	96.7
4. Adam Drake, EIU	Jr.	8	46	715	6	82	15.5	89.4
5. Josh Barge, JSU	Fr.	8	37	577	1	49	15.6	72.1
6. Jeff LePak, EIU	Jr.	8	25	446	6	55	17.8	55.8
7. Chris Thompson, UTM	Sr.	8	30	425	2	41	14.2	53.1
8. Ryan Mitchell, TSU	Jr.	7	20	354	3	75	17.7	50.6
9. Paul McRoberts, SEMO	So.	8	28	352	5	40	12.6	44.0
10. A.C. Leonard, TSU	Jr.	7	18	252	4	80	14.0	36.0

TACKLES

	CL	G	SOLO	AST	TOTAL	AVG/G	SACK
1. Tra'Darius Goff, TTU	Jr.	8	30	43	73	9.1	2.5
2. Ben Johnson, UTM	Sr.	8	24	44	68	8.5	2.0
Brandon Wicks, MUR	Sr.	8	37	31	68	8.5	0.0
4. Sam Small, MUR	Sr.	8	38	25	63	7.9	0.5
5. Brandon Bender, JSU	So.	7	37	18	55	7.9	0.0
6. Marty Jones, TTU	Jr.	8	31	31	62	7.8	0.0
Antonio Turner, APSU	Fr.	8	24	38	62	7.8	1.0
8. Nick Thrasher, TSU	Jr.	8	35	24	59	7.4	0.5
9. Tony Bell, UTM	Jr.	8	22	36	58	7.2	8.5
10. Brandon Stanley, EKU	Jr.	8	35	18	53	6.6	0.0

SCORING

	CL	G	TD	XPT	FG	2XP	PTS	PTS/G
1. DaMarcus James, JSU	Jr.	8	19	0	0	0	114	14.2
2. Shepard Little, EIU	So.	8	15	0	0	0	90	11.2
3. Griffin Thomas, JSU	Sr.	8	0	36	10	0	66	8.2
4. Erik Lora, EIU	Sr.	7	9	0	0	2	56	8.0
5. Cameron Berra, EIU	Sr.	8	0	50	2	0	56	7.0
Walter Powell, MUR	Sr.	6	7	0	0	0	42	7.0
7. Jeremy Butler, UTM	Sr.	8	9	0	0	0	54	6.8
8. Jamin Godfrey, TSU	Sr.	8	0	24	9	0	51	6.4
9. Jackson Redditt, UTM	So.	8	0	24	8	0	48	6.0
Jordan Benton, MUR	Jr.	6	0	18	6	0	36	6.0

SACKS

	CL	G	SOLO	AST	YDS	TOTAL	AVG/G
1. Tony Bell, UTM	Jr.	8	6	5	44	8.5	1.06
2. Anthony Bass, TSU	Jr.	8	5	4	36	7.0	0.88
3. Antonio Harper, TSU	Sr.	8	3	6	47	6.0	0.75
4. Malcolm Mitchell, TTU	Sr.	8	4	1	50	4.5	0.56
Travis Taylor, MUR	Jr.	8	4	1	23	4.5	0.56
6. Austin Black, SEMO	Fr.	8	3	1	32	3.5	0.44
Dino Fanti, EIU	So.	8	3	1	25	3.5	0.44
8. Pat Wertz, EIU	Sr.	8	2	2	29	3.0	0.38
Caleb Lawrence, JSU	Jr.	8	3	0	20	3.0	0.38
Travis Sanders, SEMO	So.	8	3	0	18	3.0	0.38

ALL PURPOSE

	CL	G	RUSH	RCV	PR	KR	YDS	AVG/G
1. Shepard Little, EIU	So.	8	982	119	131	86	1318	164.8
2. Walter Powell, MUR	Sr.	6	5	580	169	136	890	148.3
3. DaMarcus James, JSU	Jr.	8	990	38	0	0	1028	128.5
4. Erik Lora, EIU	Sr.	7	0	732	140	0	872	124.6
5. Jeremy Butler, UTM	Sr.	8	7	828	65	0	900	112.5
6. Taylor Duncan, EIU	Jr.	6	480	138	0	0	618	103.0
7. DeMichael Jackson, SEMO	So.	8	787	35	0	0	822	102.8
8. DJ McNeil, UTM	Sr.	8	741	48	0	0	789	98.6
9. Ladarius Vanlier, TTU	So.	8	270	71	90	346	777	97.1
10. Spencer Davis, SEMO	Jr.	8	22	120	38	594	774	96.8

TACKLES FOR LOSS

	CL	G	SOLO	AST	YDS	TOTAL	AVG/G
1. Anthony Bass, TSU	Jr.	8	7	8	55	11.0	1.38
2. Dino Fanti, EIU	So.	8	9	3	45	10.5	1.31
3. Tony Bell, UTM	Jr.	8	6	8	48	10.0	1.25
4. Travis Taylor, MUR	Jr.	8	8	3	37	9.5	1.19
5. Ben Johnson, UTM	Sr.	8	5	8	22	9.0	1.12
6. Malcolm Mitchell, TTU	Sr.	8	7	3	63	8.5	1.06
Antonio Harper, TSU	Sr.	8	5	7	51	8.5	1.06
8. Samquan Evans, TSU	Jr.	6	7	2	43	8.0	1.33
9. Marquaveus Jackson, TSU	Sr.	8	6	4	35	8.0	1.00
10. Austin Black, SEMO	Fr.	8	6	3	37	7.5	0.94

OVC TEAMS/PLAYERS IN 2013 NATIONAL STATISTICAL LEADERS

ALL-PURPOSE YARDS (YDS/GAME)

10.	Shepard Little, EIU	156.57
20.	Walter Powell, MUR	140.10
24.	Erik Lora, EIU	132.62

RUSHING (YDS/GAME)

13.	Shepard Little, EIU	110.8
24.	DaMarcus James, JSU	98.5
40.	DJ McNeil, UTM	91.0

TOTAL RUSHING YARDS

7.	Shepard Little, EIU	1,551
8.	DaMarcus James, JSU	1,477
27.	Tim Broughton, TSU	1,146
36.	DJ McNeil, UTM	1,092

RUSHING TOUCHDOWNS

2.	DaMarcus James, JSU	29
16.	Shepard Little, EIU	15
35.	Taylor Duncan, EIU	10

PASSING EFFICIENCY

3.	Jimmy Garoppolo, EIU	168.3
17.	Dylan Favre, UTM	148.9
43.	Maikhal Miller, MUR	135.5

TOTAL OFFENSE

3.	Jimmy Garoppolo, EIU	365.1
26.	Maikhal Miller, MUR	265.0

PASSING YARDS/GAME

1.	Jimmy Garoppolo, EIU	360.7
31.	Maikhal Miller, MUR	222.1

PASSING YARDS/COMPLETION

17.	Jimmy Garoppolo, JSU	13.47
49.	Jared McClain, ECU	11.99
50.	Jarod Neal, UTM	11.95

TOTAL PASSING YARDS

1.	Jimmy Garoppolo, EIU	5,050
50.	Maikhal Miller, MUR	2,221

PASSING TOUCHDOWNS

2.	Jimmy Garoppolo, EIU	53
43.	Maikhal Miller, MUR	18

COMPLETIONS/GAME

5.	Jimmy Garoppolo, EIU	26.79
16.	Maikhal Miller, MUR	21.90

COMPLETION PERCENTAGE

2.	Dylan Favre, UTM	71.1%
7.	Maikhal Miller, MUR	67.0%
12.	Jimmy Garoppolo, EIU	66.0%

RECEPTIONS PER GAME

1.	Erik Lora, EIU	9.5
7.	Jeremy Butler, UTM	7.5
13.	Walter Powell, MUR	6.6
30.	Adam Drake, EIU	6.1

RECEIVING YARDS PER GAME

3.	Erik Lora, EIU	118.8
7.	Jeremy Butler, UTM	100.3
18.	Adam Drake, EIU	93.2
30.	Walter Powell, MUR	83.7
34.	Keiondre Gober, EIU	81.3

TOTAL RECEIVING YARDS

3.	Erik Lora, EIU	1,544
5.	Adam Drake, EIU	1,305
8.	Jeremy Butler, UTM	1,203
40.	Keiondre Gober, EIU	894
44.	Josh Barge, JSU	885

RECEIVING TOUCHDOWNS

2.	Erik Lora, EIU	19
8.	Walter Powell, MUR	13
8.	Adam Drake, EIU	13
20.	Jeremy Butler, UTM	10
25.	Keiondre Gober, EIU	9
25.	Paul McRoberts, SEMO	9
39.	Jeff LePak	8

SCORING (PTS/GAME)

2.	DaMarcus James, JSU	11.6
9.	Erik Lora, EIU	9.5
13.	Walter Powell, MUR	9.0
16.	Griffin Thomas, JSU	8.9
25.	Shepard Little, EIU	8.1
45.	Cameron Berra, EIU	7.0
49.	Jamin Godfrey, TSU	6.9

POINTS RESPONSIBLE FOR

2.	Jimmy Garoppolo, EIU	25.3
25.	Maikhal Miller, MUR	14.8

PUNT RETURNS (YARDS/RETURN)

9.	Ladarius Vanlier, TTU	11.9
12.	Walter Powell, MUR	11.6
32.	Telvin Brown, JSU	8.4
38.	Stanley Absanon, ECU	7.4
40.	Spencer Davis, SEMO	6.9
46.	De'Ante Saunders, TSU	5.8

KICKOFF RETURNS (YDS/RETURN)

20.	Telvin Brown, JSU	26.1
48.	Ladarius Vanlier, TTU	23.5
49.	Spencer Davis, SEMO	23.5

FIELD GOALS (MADE/GAME)

2.	Griffin Thomas, JSU	1.6
15.	Jamin Godfrey, TSU	1.3
28.	Jackson Redditt, UTM	1.0

PUNTING (YDS/PUNT)

2.	Chad Zinchini, TTU	45.7
12.	Jordan Berry, ECU	43.4
16.	Hamish MacInnes, JSU	42.8
23.	James Satterfield, UTM	42.2
42.	Steven Mix, MUR	40.3

INTERCEPTIONS (PER GAME)

2.	Daniel Fitzpatrick, TSU	0.6
31.	David Van Dyke, TSU	0.3
31.	Camaren Harris, UTM	0.3
31.	Pierre Warren, JSU	0.3
48.	De'Ante Saunders, TSU	0.3

SOLO TACKLES/GAME

38.	Brandon Wicks, MUR	5.0
-----	--------------------	-----

SACKS/GAME

6.	Tony Bell, UTM	0.9
29.	Anthony Bass, TSU	0.8

FORCED FUMBLES/GAME

22.	Jordan Wickliffe, EIU	0.29
28.	Tony Bell, UTM	0.25
28.	Tra'Darius Goff, TTU	0.25
28.	Enriques Perry, APSU	0.25
28.	Brandon Wicks, MUR	0.25

PASSES DEFENDED/GAME

3.	Camaren Harris, UTM	1.3
23.	Daniel Fitzpatrick, TSU	1.1
25.	Pierre Warren, JSU	1.1
30.	Kevin Barfield, UTM	1.1
30.	De'Ante Saunders, TSU	1.1

TACKLES FOR LOSS/GAME

29.	Tony Bell, UTM	1.3
-----	----------------	-----

FUMBLES RECOVERED/GAME

3.	Tray Carr, MUR	0.50
11.	Pat Wertz, EIU	0.38
16.	Buddy Mitchell, APSU	0.33
37.	Christian Albertson, ECU	0.25
37.	Cantrell Andrews, SEMO	0.25
37.	Tony Bell, UTM	0.25

RUSHING OFFENSE (YDS/GAME)

12.	Jacksonville State	239.1
20.	Eastern Illinois	217.1
28.	Southeast Missouri	203.0
30.	Eastern Kentucky	198.7
46.	UT Martin	178.9

PASSING OFFENSE (YDS/GAME)

2.	Eastern Illinois	372.4
33.	Murray State	241.4

PASSING YARDS/COMPLETION

23.	Eastern Illinois	13.20
25.	Jacksonville State	13.13

TOTAL OFFENSE (YDS/GAME)

1.	Eastern Illinois	589.5
25.	Jacksonville State	441.3
50.	Murray State	398.6

SCORING OFFENSE

1.	Eastern Illinois	48.2
20.	Jacksonville State	35.2
39.	Murray State	29.8

RUSHING DEFENSE

15.	Tennessee State	121.9
19.	Eastern Kentucky	123.3
43.	UT Martin	146.7

PASS DEFENSE

11.	Tennessee State	175.1
17.	Jacksonville State	183.3
19.	Austin Peay	185.8
38.	Eastern Illinois	204.1
45.	Southeast Missouri	208.8

TOTAL DEFENSE

6.	Tennessee State	296.9
47.	Eastern Kentucky	368.2
48.	UT Martin	368.7

SCORING DEFENSE

7.	Tennessee State	18.1
26.	Eastern Illinois	22.8
36.	Jacksonville State	23.6

NET PUNTING

6.	Eastern Kentucky	39.08
22.	UT Martin	37.37
27.	Jacksonville State	37.05
30.	Murray State	37.02
43.	Tennessee Tech	36.33

PUNT RETURNS (YDS/RETURN)

1.	Eastern Illinois	20.00
17.	Tennessee Tech	11.32
27.	Jacksonville State	10.50
49.	Murray State	8.96

KICKOFF RETURNS (YDS/RETURN)

21.	Murray State	22.42
35.	Southeast Missouri	21.67
36.	Jacksonville State	21.66

TURNOVER MARGIN (PER GAME)

6.	Eastern Illinois	+1.0
21.	Tennessee State	+0.5
27.	Tennessee Tech	+0.4
31.	Jacksonville State	+0.4
49.	Eastern Kentucky	+0.2

FUMBLES RECOVERED

1.	Eastern Illinois	23
10.	Eastern Kentucky	15
11.	Jacksonville State	14
28.	Murray State	11
28.	Tennessee Tech	11
38.	Tennessee State	10

PASSES INTERCEPTED

3.	Tennessee State	21
33.	Tennessee Tech	14
33.	Jacksonville State	14
33.	Eastern Illinois	14
44.	Murray State	13

50.	Southeast Missouri	12
50.	UT Martin	12

FUMBLES LOST

22.	Austin Peay	7
37.	Southeast Missouri	8

INTERCEPTIONS THROWN

2.	Tennessee State	4
34.	Eastern Illinois	10
34.	Tennessee Tech	10
34.	Austin Peay	10
50.	Jacksonville State	11
50.	Eastern Kentucky	11

TURNOVERS GAINED

3.	Eastern Illinois	37
9.	Tennessee State	31
12.	Jacksonville State	28
24.	Tennessee Tech	25
30.	Murray State	24
30.	Eastern Kentucky	24

TURNOVERS LOST

25.	Austin Peay	17
47.	Southeast Missouri	20
47.	Tennessee Tech	20

PASSING EFFICIENCY

4.	Eastern Illinois	163.55
32.	Tennessee State	138.29
48.	UT Martin	131.08
50.	Murray State	129.53

PASS EFFICIENCY DEFENSE

4.	Tennessee State	100.56
6.	Jacksonville State	105.25
19.	Eastern Illinois	110.02

FEWEST PENALTIES PER GAME

28.	Southeast Missouri	5.0
42.	Murray State	5.5

FEWEST YARDS PENALIZED PER GAME

21.	Southeast Missouri	43.42
29.	Tennessee Tech	45.58
38.	Murray State	48.08

PUNT RETURN YARDAGE DEFENSE

13.	Murray State	4.52
30.	Eastern Kentucky	5.71

KICKOFF RETURN YARDAGE DEFENSE

3.	Eastern Illinois	15.03
12.	Murray State	17.40
17.	Southeast Missouri	17.78
22.	UT Martin	18.27
28.	Tennessee State	18.64
40.	Jacksonville State	19.28

SACKS/GAME

4.	Jacksonville State	3.47
21.	Tennessee State	2.57
31.	UT Martin	2.33
31.	Murray State	2.33

TACKLES FOR LOSS/GAME

5.	Tennessee State	7.9
20.	Jacksonville State	7.1
24.	Eastern Illinois	7.1
28.	Tennessee Tech	7.0
37.	Murray State	6.6
42.	Eastern Kentucky	6.5
48.	UT Martin	6.3

SACKS ALLOWED/GAME

34.	Eastern Illinois	1.43
36.	Southeast Missouri	1.58
41.	UT Martin	1.67
41.	Jacksonville State	1.67

TACKLES FOR LOSS ALLOWED

3.	Eastern Illinois	3.79
29.	Southeast Missouri	5.25

BLOCKED KICKS

1.	Eastern Kentucky	9
2.	Tennessee State	6
22.	Tennessee Tech	4
22.	Jacksonville State	4
45.	Southeast Missouri	3
45.	UT Martin	3
45.	Eastern Illinois	3

2013 OVC PLAYERS OF THE WEEK

OFFENSIVE

9/2	Eastern Illinois Offensive Line (Borre, Lowery, Pagliara, Pierce, Seibert)
9/8	Jimmy Garoppolo, Eastern Illinois Jacksonville State Rushing Attack (James, Jenkins, Jones, Pope)
9/15	Jimmy Garoppolo, Eastern Illinois
9/22	Jimmy Garoppolo, Eastern Illinois
9/29	Jimmy Garoppolo, Eastern Illinois
10/6	DaMarcus James, Jacksonville State
10/13	Scott Lathrop, Southeast Missouri
10/20	Jimmy Garoppolo, Eastern Illinois
10/27	Jimmy Garoppolo, Eastern Illinois
11/3	DaMarcus James, Jacksonville State
11/10	Eli Jenkins, Jacksonville State
11/17	Shepard Little, Eastern Illinois
11/24	Jimmy Garoppolo, Eastern Illinois

DEFENSIVE

9/2	Alex McNulty, Eastern Illinois
9/8	Robert Haynes, Eastern Illinois
9/15	J'vontez Blackmon, UT Martin
9/22	Samquan Evans, Tennessee State
9/29	Anthony Goodman, Eastern Kentucky James Huguely, Tennessee Tech
10/6	Josh Manning, Murray State
10/13	Daniel Fitzpatrick, Tennessee State
10/20	Daniel Fitzpatrick, Tennessee State
10/27	Rashod Byers, Jacksonville State
11/3	Tony Bell, UT Martin
11/10	Marty Jones, Tennessee Tech
11/17	Ben Johnson, UT Martin
11/24	Perry Cooper, Murray State

SPECIALIST

9/2	Shepard Little, Eastern Illinois Ladarius Vanlier, Tennessee Tech
9/8	Martine Stevenson, Tennessee State Chad Zinchini, Tennessee Tech
9/15	Griffin Thomas, Jacksonville State Walter Powell, Murray State
9/22	Jamin Godfrey, Tennessee State
9/29	Jordan Johnson, Tennessee Tech
10/6	Walter Powell, Murray State
10/13	Alex Knight, Southeast Missouri
10/20	Steven Mix, Murray State Spencer Davis, Southeast Missouri
10/27	Jordan Berry, Eastern Kentucky
11/3	Erik Lora, Eastern Illinois
11/10	Griffin Thomas, Jacksonville State
11/17	Jackson Redditt, UT Martin
11/24	Steven Mix, Murray State

NEWCOMER

9/2	Max Shortell, Jacksonville State
9/8	Eli Jenkins, Jacksonville State
9/15	Maikhail Miller, Murray State Dylan Favre, UT Martin
9/22	JJ Jude, Eastern Kentucky
9/29	Maikhail Miller, Murray State
10/6	Maikhail Miller, Murray State
10/13	Maikhail Miller, Murray State
10/20	Shepard Little, Eastern Illinois
10/27	Jeff LePak, Eastern Illinois
11/3	Omar Williams, Austin Peay
11/10	Eli Jenkins, Jacksonville State
11/17	Shepard Little, Eastern Illinois
11/24	Maikhail Miller, Murray State

Note: A complete list of all-time OVC Players of the Week from 1978 to the present is available starting on page 98 of this publication.

Bold indicates players who went on to win National Player of the Week honors that week.

2013 FINAL NATIONAL POLLS

SPORTS NETWORK

MEDIA POLL

Team (1st Place Votes)	Record	Pts.
1. North Dakota State (142)	15-0	3,550
2. Towson	13-3	3,401
3. Eastern Washington	12-3	3,233
4. Eastern Illinois	12-2	3,015
5. New Hampshire	10-5	2,880
6. Southeastern Louisiana	11-3	2,716
7. Coastal Carolina	12-3	2,707
8. Montana	10-3	2,386
9. Fordham	12-2	2,167
10. Jacksonville State	11-4	2,135
11. McNeese State	10-3	2,067
12. Maine	10-3	1,962
13. South Dakota State	9-5	1,921
14. Sam Houston State	9-5	1,879
15. Northern Arizona	9-3	1,672
16. Bethune-Cookman	10-3	1,310
17. Tennessee State	10-4	1,277
18. Youngstown State	8-4	787
19. Samford	8-5	783
20. Montana State	7-5	758
21. Southern Utah	8-5	591
22. Furman	8-6	540
23. Chattanooga	8-4	413
24. Charleston Southern	10-3	353
25. South Carolina State	9-4	347

Others Receiving Votes: Harvard (207), Lehigh (194), Sacred Heart (154), Liberty (96), Northern Iowa (89), William & Mary (72), Princeton (71), Delaware (53), Wofford (45), Central Arkansas (44), Villanova (40), Southern Illinois (39), Butler (35), Jackson State (31), Georgia Southern (26), Lafayette (26), James Madison (19), Richmond (12), Alcorn State (9), Gardner-Webb (9), Southern (8), **Eastern Kentucky (8)**, The Citadel (5), Illinois State (3), Cal Poly (3), **UT Martin (2)**.

FCS

COACHES POLL

Team (1st Place Votes)	Record	Pts.
1. North Dakota State (20)	15-0	500
2. Towson	13-3	478
3. Eastern Washington	12-3	453
4. Eastern Illinois	12-2	417
5. New Hampshire	10-5	409
6. Southeastern Louisiana	11-3	369
7. Coastal Carolina	12-3	361
8. Montana	10-3	309
9. McNeese State	10-3	307
10. Fordham	12-2	299
11. Maine	10-3	297
12. Jacksonville State	11-4	266
13. Sam Houston State	9-5	258
14. South Dakota State	9-5	252
15. Northern Arizona	9-3	238
16. Bethune-Cookman	10-3	183
17. Tennessee State	10-4	181
18. Samford	8-5	135
19. Youngstown State	8-4	117
20. Montana State	7-5	99
21. Furman	8-6	82
22. Charleston Southern	10-3	80
23. Harvard	9-1	63
24. Southern Utah	8-5	58
25. Chattanooga	8-4	56

Others Receiving Votes: South Carolina State (51), Lehigh (31), Princeton (29), Sacred Heart (26), Northern Iowa (19), Central Arkansas (14), Butler (11), Southern Illinois (8), Liberty (7), Villanova (7), Cal Poly (6), Lafayette (6), William & Mary (3), Alcorn State (3), Illinois State (1).

2013 ALL-AMERICANS

ASSOCIATED PRESS

QB - Jimmy Garoppolo, Eastern Illinois (1st Team)
WR - Erik Lora, Eastern Illinois (1st Team)
DB - Daniel Fitzpatrick, Tennessee State (1st Team)
OL - Kadeem Edwards, Tennessee State (2nd Team)
TE - A.C. Leonard, Tennessee State (2nd Team)
DL - Anthony Bass, Tennessee State (2nd Team)
P - Chad Zinchini, Tennessee Tech (2nd Team)
OL - Dominic Pagliara, Eastern Illinois (3rd Team)
OL - Collin Seibert, Eastern Illinois (3rd Team)
WR - Jeremy Butler, UT Martin (3rd Team)
LB - Tony Bell, UT Martin (3rd Team)

AFCA

QB - Jimmy Garoppolo, Eastern Illinois
WR - Erik Lora, Eastern Illinois
DB - Daniel Fitzpatrick, Tennessee State

COLLEGE SPORTS JOURNAL

QB - Jimmy Garoppolo, Eastern Illinois
WR - Erik Lora, Eastern Illinois
WR - Walter Powell, Murray State
OL - Kadeem Edwards, Tennessee State
OL - Collin Seibert, Eastern Illinois
K - Griffin Thomas, Jacksonville State

CSN FABULOUS 50 TEAM

QB - Jimmy Garoppolo, Eastern Illinois
RB - DaMarcus James, Jacksonville State
WR - Erik Lora, Eastern Illinois
WR - Jeremy Butler, UT Martin
TE - Jeff LePak, Eastern Illinois
OL - Collin Seibert, Eastern Illinois
DB - Daniel Fitzpatrick, Tennessee State
K - Griffin Thomas, Jacksonville State

PHIL STEELE

QB - Jimmy Garoppolo, Eastern Illinois (1st Team)
WR - Erik Lora, Eastern Illinois (1st Team)
OL - Kadeem Edwards, Tennessee State (1st Team)
OL - Collin Seibert, Eastern Illinois (1st Team)
K - Griffin Thomas, Jacksonville State (1st Team)
P - Chad Zinchini, Tennessee Tech (1st Team)
WR - Walter Powell, Murray State (2nd Team)
DB - Daniel Fitzpatrick, Tennessee State (2nd Team)
WR - Jeremy Butler, UT Martin (3rd Team)
LB - Tony Bell, UT Martin (3rd Team)
RB - DaMarcus James, Jacksonville State (4th Team)
OL - Dominic Pagliara, Eastern Illinois (4th Team)
OL - Max Holcombe, Jacksonville State (4th Team)
LB - Ben Johnson, UT Martin (4th Team)

SPORTS NETWORK

QB - Jimmy Garoppolo, Eastern Illinois (1st Team)
WR - Erik Lora, Eastern Illinois (1st Team)
OL - Collin Seibert, Eastern Illinois (1st Team)
P - Chad Zinchini, Tennessee Tech (1st Team)
RB - DaMarcus James, Jacksonville State (2nd Team)
WR - Jeremy Butler, UT Martin (2nd Team)
K - Griffin Thomas, Jacksonville State (2nd Team)
DB - Daniel Fitzpatrick, Tennessee State (2nd Team)
WR - Adam Drake, Eastern Illinois (3rd Team)
TE - Jeff LePak, Eastern Illinois (3rd Team)
OL - Kadeem Edwards, Tennessee State (3rd Team)
DL - Anthony Bass, Tennessee State (3rd Team)

WALTER CAMP

QB - Jimmy Garoppolo, Eastern Illinois
WR - Erik Lora, Eastern Illinois
DB - Daniel Fitzpatrick, Tennessee State
K - Griffin Thomas, Jacksonville State

FCS ADA (National Positional Players of the Year)

QB - Jimmy Garoppolo, Eastern Illinois
WR - Erik Lora, Eastern Illinois
DB - Daniel Fitzpatrick, Tennessee State

ALL-TIME OVC YEAR-BY-YEAR FINAL STANDINGS

1948	OVC	ALL	1958	OVC	ALL	1967	OVC	ALL	1976	OVC	ALL
Murray State	3-1-0	9-1-0	Middle Tennessee	5-1-0	8-2-0	Eastern Kentucky	5-0-2	7-1-2	Eastern Kentucky	6-1-0	8-3-0
Evansville	3-1-0	5-3-0	Tennessee Tech	5-1-0	7-3-0	Western Kentucky	5-1-1	7-1-1	Tennessee Tech	5-2-0	8-3-0
Eastern Kentucky	2-2-0	8-3-0	East Tennessee	4-2-0	5-4-0	Middle Tennessee	4-3-0	5-5-0	Murray State	4-3-0	5-6-0
Louisville	1-1-0	5-5-0	Eastern Kentucky	3-3-0	3-6-0	East Tennessee	3-4-0	3-7-0	Austin Peay	3-4-0	5-6-0
Western Kentucky	2-3-0	5-4-0	Western Kentucky	2-4-0	4-5-0	Tennessee Tech	3-4-0	3-7-0	Western Kentucky	3-4-0	4-5-1
Morehead State	0-3-0	3-5-0	Murray State	2-4-0	3-7-0	Morehead State	2-4-1	4-5-1	East Tennessee State	3-4-0	3-7-0
			Morehead State	0-6-0	0-8-1	Murray State	2-5-0	4-6-0	Middle Tennessee	2-5-0	4-7-0
						Austin Peay	2-5-0	2-8-0	^Morehead State	2-5-0	2-9-0
1949	OVC	ALL	1959	OVC	ALL	1968	OVC	ALL	1977	OVC	ALL
Marshall	4-0-0	6-4-0	Middle Tennessee	5-0-1	10-0-1	Eastern Kentucky	7-0-0	8-2-0	Austin Peay	6-1-0	8-3-0
Louisville	3-0-0	8-3-0	Tennessee Tech	5-0-1	7-2-2	Western Kentucky	5-2-0	7-2-1	Tennessee Tech	5-2-0	9-2-0
Evansville*	3-1-1	7-2-1	East Tennessee	4-2-0	7-3-0	Murray State	5-2-0	7-2-1	Eastern Kentucky	4-3-0	5-5-0
Morehead State	3-3-0	6-3-0	Western Kentucky	3-3-0	5-4-0	East Tennessee	4-3-0	5-5-0	Murray State	4-3-0	6-5-0
Eastern Kentucky	2-2-1	4-4-1	Eastern Kentucky	2-4-0	3-6-0	Austin Peay	3-4-0	5-5-0	Middle Tennessee	3-4-0	3-8-0
Western Kentucky	2-3-0	5-4-0	Morehead State	1-5-0	3-6-0	Tennessee Tech	2-5-0	2-8-0	Morehead State	2-4-1	2-6-2
Murray State	1-6-0	1-7-1	Murray State	0-6-0	0-10-0	Morehead State	1-6-0	3-6-1	East Tennessee State	2-5-0	3-8-0
Tennessee Tech	0-3-0	3-6-0				Middle Tennessee	1-6-0	2-8-0	Western Kentucky	1-5-1	1-8-1
1950	OVC	ALL	1960	OVC	ALL	1969	OVC	ALL	1978	OVC	ALL
Murray State	5-0-1	7-2-1	Tennessee Tech	6-0-0	8-2-0	East Tennessee	6-0-1	9-0-1	Western Kentucky	6-0-0	8-2-0
Western Kentucky	3-1-2	6-2-2	Middle Tennessee	4-2-0	5-5-0	Western Kentucky	5-2-0	6-3-1	Eastern Kentucky	5-1-0	8-2-0
Eastern Kentucky	4-2-0	6-4-0	Murray State	4-2-0	5-5-0	Eastern Kentucky	4-3-0	6-4-0	Tennessee Tech	4-2-0	5-6-0
Morehead State	3-3-0	4-4-0	Morehead State	2-4-0	5-4-0	Tennessee Tech	4-3-0	5-5-0	Austin Peay	3-3-0	6-4-0
Marshall	2-4-0	2-8-0	East Tennessee	1-3-2	3-4-2	Morehead State	3-4-0	6-4-0	Murray State	1-5-0	4-7-0
Evansville	1-4-1	3-6-1	Eastern Kentucky	1-4-1	3-6-1	Murray State	2-4-1	5-4-1	Morehead State	1-5-0	2-6-1
Tennessee Tech	1-5-0	4-7-0	Western Kentucky	1-4-1	2-6-1	Austin Peay	2-5-0	2-7-1	Middle Tennessee	1-5-0	1-9-1
						Middle Tennessee	1-6-0	1-9-0			
1951	OVC	ALL	1961	OVC	ALL	1970	OVC	ALL	1979	OVC	ALL
Murray State	5-0-1	8-1-0	Tennessee Tech	6-0-0	7-3-0	Western Kentucky	5-1-1	8-1-1	#Murray State	6-0-0	9-2-1
Eastern Kentucky	4-2-0	7-3-0	Middle Tennessee	5-1-0	7-3-0	Eastern Kentucky	5-2-0	8-2-0	#Eastern Kentucky	5-1-0	11-2-0
Marshall	4-2-0	5-5-1	Western Kentucky	4-2-0	6-3-0	East Tennessee	4-1-2	7-1-2	Morehead State	3-2-1	5-4-1
Evansville	3-3-0	5-5-0	Eastern Kentucky	3-3-0	4-5-0	Morehead State	4-3-0	6-4-0	Western Kentucky	3-3-0	5-5-0
Tennessee Tech	3-3-0	5-5-1	Murray State	2-4-0	4-6-0	Middle Tennessee	3-3-1	6-3-1	Austin Peay	2-4-0	7-4-0
Western Kentucky	2-4-0	4-5-0	East Tennessee	1-5-0	3-7-0	Austin Peay	2-5-0	3-7-0	Middle Tennessee	1-5-0	1-9-0
Morehead State	0-6-0	1-7-0	Morehead State	0-6-0	1-6-1	Tennessee Tech	2-5-0	4-6-0	Tennessee Tech	0-5-1	1-8-2
						Murray State	1-6-0	4-6-0			
1952	OVC	ALL	1962	OVC	ALL	1971	OVC	ALL	1980	OVC	ALL
Tennessee Tech	4-1-0	9-1-0	East Tennessee	4-2-0	7-3-0	Western Kentucky	6-1-0	8-2-0	Western Kentucky	6-1-0	9-1-0
Western Kentucky	4-1-0	8-1-0	Eastern Kentucky	4-2-0	6-3-0	Tennessee Tech	5-2-0	8-2-0	#Eastern Kentucky	5-2-0	10-3-0
Murray State	3-2-0	4-4-0	Morehead State	4-2-0	5-3-0	Middle Tennessee	5-2-0	7-4-0	Murray State	5-2-0	9-2-0
Middle Tennessee	2-2-0	6-5-0	Middle Tennessee	4-2-0	6-4-0	Morehead State	4-3-0	7-3-0	Austin Peay	5-2-0	7-4-0
Eastern Kentucky	0-3-1	3-4-1	Western Kentucky	3-3-0	5-3-0	Murray State	3-3-1	5-4-1	Akron	2-4-1	3-7-1
Morehead State	0-4-1	1-6-1	Murray State	1-5-0	5-5-0	Eastern Kentucky	3-4-0	5-6-0	Morehead State	2-5-0	4-7-0
			Tennessee Tech	1-5-0	2-8-0	Austin Peay	1-6-0	4-6-0	Middle Tennessee	2-5-0	2-8-0
						East Tennessee	0-6-1	0-9-1	Tennessee Tech	1-6-0	4-7-0
1953	OVC	ALL	1963	OVC	ALL	1972	OVC	ALL	1981	OVC	ALL
Tennessee Tech	5-0-0	7-4-0	Western Kentucky	7-0-0	9-0-1	Tennessee Tech	7-0-0	10-1-0	#Eastern Kentucky	8-0-0	12-2-0
Eastern Kentucky	4-1-0	8-2-0	Middle Tennessee	6-1-0	8-2-0	Western Kentucky	5-2-0	7-3-0	Murray State	5-3-0	8-3-0
Middle Tennessee	3-2-0	7-4-0	East Tennessee	5-2-0	7-2-0	Middle Tennessee	4-2-1	7-3-1	Youngstown State	5-3-0	7-4-0
Western Kentucky	2-3-0	6-4-0	Tennessee Tech	3-4-0	6-4-0	Morehead State	3-3-1	3-6-1	Tennessee Tech	4-4-0	6-5-0
Murray State	1-4-0	3-6-0	Murray State	3-4-0	5-5-0	Eastern Kentucky	3-4-0	5-6-0	Middle Tennessee	4-4-0	6-5-0
Morehead State	0-5-0	0-8-0	Morehead State	3-4-0	5-4-0	Murray State	2-5-0	4-6-0	Western Kentucky	4-4-0	6-5-0
			Eastern Kentucky	1-6-0	2-8-0	East Tennessee	2-5-0	3-7-0	Akron	4-4-0	5-5-0
			Austin Peay	0-7-0	1-9-0	Austin Peay	1-6-0	3-8-0	Austin Peay	3-5-0	5-5-0
1954	OVC	ALL	1964	OVC	ALL	1973	OVC	ALL	1982	OVC	ALL
Eastern Kentucky	5-0-0	8-0-1	Middle Tennessee	6-1-0	7-2-1	Western Kentucky	7-0-0	10-0-0	#Eastern Kentucky	7-0-0	13-0-0
Western Kentucky	3-2-0	7-3-0	Austin Peay	5-1-1	8-1-1	Murray State	5-2-0	7-3-0	Akron	5-2-0	6-5-0
Murray State	3-2-0	5-4-0	Western Kentucky	3-3-1	6-3-1	Eastern Kentucky	4-3-0	7-4-0	Middle Tennessee	4-3-0	8-3-0
Middle Tennessee	2-2-1	4-4-2	Murray State	3-3-1	5-4-1	Morehead State	4-3-0	6-5-0	Youngstown State	4-3-0	6-5-0
Tennessee Tech	1-3-1	4-4-2	Morehead State	3-4-0	5-4-0	East Tennessee	3-4-0	4-7-0	Morehead State	2-5-0	5-6-0
Morehead State	0-5-0	0-9-0	East Tennessee	3-4-0	5-5-0	Middle Tennessee	3-4-0	4-7-0	Murray State	2-5-0	4-7-0
			Eastern Kentucky	2-4-1	3-5-1	Tennessee Tech	1-6-0	2-8-1	Austin Peay	2-5-0	3-7-0
1955	OVC	ALL	1965	OVC	ALL	1974	OVC	ALL	1983	OVC	ALL
Tennessee Tech	5-0-0	7-3-0	Middle Tennessee	7-0-0	10-0-0	Eastern Kentucky	6-1-0	8-2-0	#Eastern Kentucky	6-1-0	7-2-1
Middle Tennessee	4-1-0	7-2-1	Austin Peay	6-1-0	8-1-0	Murray State	5-2-0	9-2-0	Middle Tennessee	5-2-0	8-2-0
Eastern Kentucky	3-2-0	5-4-1	Eastern Kentucky	4-2-1	4-4-1	Eastern Kentucky	5-2-0	7-3-0	Akron	5-2-0	8-3-0
Murray State	2-3-0	6-4-0	Morehead State	3-4-0	3-6-0	Tennessee Tech	5-2-0	7-3-0	Murray State	4-3-0	7-4-0
Western Kentucky	1-4-0	3-6-0	Tennessee Tech	3-4-0	3-7-0	Morehead State	4-3-0	6-5-0	Austin Peay	3-4-0	6-5-0
Morehead State	0-5-0	0-9-0	Murray State	1-4-2	2-6-2	East Tennessee	3-3-1	4-6-1	Youngstown State	2-5-0	4-7-0
			Western Kentucky	1-5-1	2-6-2	Middle Tennessee	2-5-0	3-8-0	Tennessee Tech	2-5-0	2-8-0
1956	OVC	ALL	1966	OVC	ALL	1975	OVC	ALL	1984	OVC	ALL
Middle Tennessee	5-0-0	7-2-0	Morehead State	6-1-0	7-2-0	Western Kentucky	6-1-0	9-1-0	#Eastern Kentucky	6-1	8-4-0
Murray State	4-1-0	6-4-0	Middle Tennessee	5-2-0	7-3-0	Tennessee Tech	6-1-0	8-3-0	#Middle Tennessee	5-2	11-3-0
Western Kentucky	2-3-0	5-4-0	Austin Peay	4-3-0	6-4-0	Eastern Kentucky	5-2-0	8-2-1	Murray State	5-2	9-2-0
Tennessee Tech	2-3-0	5-4-1	Eastern Kentucky	4-3-0	7-3-0	Murray State	3-3-1	4-5-1	Youngstown State	5-2	7-4-0
Eastern Kentucky	2-3-0	4-5-0	Tennessee Tech	4-3-0	5-5-0	Austin Peay	3-4-0	3-8-0	Austin Peay	4-3	7-4-0
Morehead State	0-5-0	2-6-0	Western Kentucky	3-4-0	5-5-0	Middle Tennessee	2-5-0	4-7-0	Akron	2-5	4-7-0
			East Tennessee	2-5-0	3-6-0	East Tennessee	1-5-1	2-8-1	Morehead State	1-6	2-9-0
1957	OVC	ALL							Tennessee Tech	0-7	0-11-0
Middle Tennessee	5-0-0	10-0-0									
Tennessee Tech	4-1-0	6-4-0									
Eastern Kentucky	3-2-0	4-5-0									
Western Kentucky	1-3-1	5-3-1									
Murray State	1-3-1	3-5-1									
Morehead State	0-5-0	2-7-0									



1985	OVC	ALL	1994	OVC	ALL	2003	OVC	ALL	2009	OVC	ALL
#Middle Tennessee	7-0	11-1-0	#Eastern Kentucky	8-0	8-4-0	#Jacksonville State	7-1	8-4	#Eastern Illinois	6-2	8-4
#Akron	5-2	8-4-0	#Middle Tennessee	7-1	8-3-1	Eastern Kentucky	6-2	7-5	Tennessee Tech	5-3	6-5
Eastern Kentucky	5-2	8-3-0	Southeast Missouri	5-3	7-5-0	Samford	5-3	7-4	Eastern Kentucky	5-3	5-6
Murray State	5-2	7-3-1	Tennessee State	4-4	5-6-0	Tennessee State	5-3	7-5	UT Martin	4-4	5-6
Youngstown State	4-3	5-6-0	Murray State	4-4	5-6-0	Southeast Missouri	5-3	5-7	Tennessee State	3-4	4-7
Austin Peay	2-5	5-6-0	Tennessee Tech	3-5	5-6-0	Murray State	3-5	4-8	Austin Peay	3-5	4-7
Tennessee Tech	1-6	1-10-0	Austin Peay	3-5	4-7-0	Eastern Illinois	3-5	4-8	Murray State	2-6	3-8
Morehead State	0-7	1-10-0	UT Martin	2-6	5-6-0	Tennessee Tech	1-7	2-9	Southeast Missouri	1-7	2-9
			Morehead State	0-8	0-11-0	UT Martin	1-7	2-10	\$Jacksonville State	6-1	8-3

1986	OVC	ALL	1995	OVC	ALL	2004	OVC	ALL	2010	OVC	ALL
#Eastern Kentucky	6-1	10-3-1	#Murray State	8-0	11-1	#Jacksonville State	7-1	9-2	#Southeast Missouri	7-1	9-3
#Murray State	6-1	7-4-1	#Eastern Kentucky	7-1	9-3	Murray State	6-2	7-4	#Jacksonville State	6-2	9-3
Akron	4-3	7-4-0	Middle Tennessee	6-2	7-4	Eastern Kentucky	6-2	6-5	Eastern Kentucky	5-2	6-5
Middle Tennessee	4-3	6-5-0	Southeast Missouri	5-3	5-6	Eastern Illinois	4-4	5-6	Murray State	5-3	6-5
Morehead State	3-4	7-4-0	UT Martin	4-4	5-6	Tennessee Tech	3-4	6-5	UT Martin	5-3	6-5
Austin Peay	3-4	5-6-0	Austin Peay	2-6	3-8	Samford	3-5	4-7	Tennessee Tech	4-4	5-6
Youngstown State	2-5	2-9-0	Tennessee Tech	2-6	3-8	Southeast Missouri	3-5	3-8	Eastern Illinois	2-6	2-9
Tennessee Tech	0-7	0-10-0	Morehead State	1-7	2-8	Tennessee State	2-5	4-7	Austin Peay	1-7	2-9
			Tennessee State	1-7	2-9	UT Martin	1-7	2-9	Tennessee State	0-7	3-8

1987	OVC	ALL	1996	OVC	ALL	2005	OVC	ALL	2011	OVC	ALL
#Eastern Kentucky	5-1	9-3-0	#Murray State	8-0	11-2	#Eastern Illinois	8-0	9-3	#Tennessee Tech	6-2	7-4
#Youngstown State	5-1	8-4-0	#Eastern Illinois	6-2	8-4	Eastern Kentucky	7-1	7-4	Jacksonville State	6-2	7-4
Middle Tennessee	4-2	6-5-0	Eastern Kentucky	6-2	6-5	Jacksonville State	6-2	6-5	#Eastern Kentucky	6-2	7-5
Murray State	3-3	6-5-0	Middle Tennessee	4-4	6-5	UT Martin	4-4	6-5	Murray State	5-3	7-4
Tennessee Tech	2-4	5-6-0	Tennessee Tech	4-4	5-6	Samford	4-4	5-6	Tennessee State	4-4	5-6
Morehead State	1-5	2-8-0	Tennessee State	3-5	4-7	Tennessee Tech	3-5	4-7	UT Martin	4-4	5-6
Austin Peay	1-5	2-9-0	Southeast Missouri	3-5	3-8	Southeast Missouri	2-6	2-9	Austin Peay	2-6	3-8
			Austin Peay	1-7	1-10	Tennessee State	1-6	2-9	Southeast Missouri	2-6	3-8
			UT Martin	1-7	1-10	Murray State	0-7	2-9	Eastern Illinois	1-7	2-9

1988	OVC	ALL	1997	OVC	ALL	2006	OVC	ALL	2012	OVC	ALL
#Eastern Kentucky	6-0	11-3-0	#Eastern Kentucky	7-0	8-4	#Eastern Illinois	7-1	8-5	#Eastern Illinois	6-1	7-5
Middle Tennessee	4-2	7-4-0	Eastern Illinois	5-2	8-3	#UT Martin	6-1	9-3	Eastern Kentucky	6-2	8-3
Murray State	4-2	4-6-0	Eastern Illinois	5-2	7-4	Tennessee State	5-2	6-5	UT Martin	6-2	8-3
Tennessee State	2-4	3-7-1	Tennessee Tech	4-3	6-5	Jacksonville State	5-3	6-5	Jacksonville State	5-3	6-5
Austin Peay	2-4	3-8-0	Tennessee State	4-3	4-7	Eastern Kentucky	5-3	6-5	Tennessee State	4-3	8-3
Morehead State	2-4	3-8-0	Middle Tennessee	2-5	4-6	Tennessee Tech	4-4	4-7	Murray State	4-4	5-6
Tennessee Tech	1-5	1-10-0	Southeast Missouri	1-6	4-7	Southeast Missouri	2-6	4-7	Southeast Missouri	2-6	3-8
			UT Martin	0-7	1-10	Samford	1-7	3-8	Tennessee Tech	3-8	1-7
						Murray State	0-8	1-10	Austin Peay	1-7	2-9

1989	OVC	ALL	1998	OVC	ALL	2007	OVC	ALL	2013	OVC	ALL
#Middle Tennessee	6-0	9-4-0	#Tennessee State	6-1	9-3	#Eastern Kentucky	8-0	9-3	#Eastern Illinois	8-0	12-2
#Eastern Kentucky	5-1	9-3-0	Murray State	5-2	7-4	#Eastern Illinois	7-1	8-4	#Tennessee State	6-2	10-4
Murray State	3-3	6-4-1	Middle Tennessee	5-2	5-5	Austin Peay	5-3	7-4	#Jacksonville State	5-3	11-4
Tennessee State	3-3	5-5-1	Eastern Illinois	4-3	6-5	Jacksonville State	5-3	6-5	UT Martin	5-3	7-5
Tennessee Tech	3-3	5-5-0	Tennessee Tech	4-3	4-7	Tennessee State	4-3	5-6	Eastern Kentucky	4-4	6-6
Austin Peay	1-5	1-10-0	Middle Tennessee	2-5	4-6	Tennessee Tech	4-4	4-7	Murray State	4-4	6-6
%Morehead State	0-6	1-10-0	Southeast Missouri	1-6	4-7	Southeast Missouri	2-6	4-7	Tennessee Tech	2-6	5-7
			UT Martin	0-7	1-10	Samford	1-7	3-8	Southeast Missouri	2-6	3-9
						Murray State	0-8	1-10	Austin Peay	0-8	0-12

1990	OVC	ALL	1999	OVC	ALL	2008	OVC	ALL	Legend
#Eastern Kentucky	5-1	10-2	#Tennessee State	7-0	11-1	#Eastern Kentucky	7-1	8-4	# - FCS/I-AA Playoff Participant
#Middle Tennessee	5-1	11-2	Murray State	5-2	7-4	#Eastern Illinois	6-2	8-3	* - Evansville declared champion because Marshall and Louisville did not play required games in 1949
Tennessee State	4-2	7-4	Middle Tennessee	5-2	5-5	Austin Peay	6-2	8-4	^ - Morehead State finished the year 3-8 overall but forfeited a game to Marshall to finish 2-9.
Tennessee Tech	3-3	6-5	Eastern Illinois	4-3	6-5	Austin Peay	5-3	8-4	% - Morehead State finished the season 5-6 overall (2-4 OVC) but forfeited two non-conference and two conference games following the season
Morehead State	3-3	5-6	Eastern Kentucky	2-5	4-7	Tennessee State	4-4	5-7	\$ - Jacksonville State was ineligible for OVC Championship due to a NCAA postseason ban (APR penalties)
Murray State	1-5	2-9	Tennessee Tech	2-5	2-10	Tennessee Tech	3-5	5-7	
Austin Peay	0-6	0-11	UT Martin	0-7	1-10	Eastern Illinois	2-6	4-8	
						Southeast Missouri	2-6	2-9	
						Murray State	1-7	2-9	

1991	OVC	ALL	2000	OVC	ALL	2009	OVC	ALL
#Eastern Kentucky	7-0	12-2	#Western Kentucky	7-0	11-2	#Eastern Kentucky	8-0	9-3
#Middle Tennessee	6-1	9-4	#Eastern Illinois	6-1	8-4	#Eastern Illinois	7-1	8-4
Austin Peay	3-4	5-6	Tennessee Tech	5-2	8-3	Jacksonville State	6-2	8-3
Morehead State	3-4	4-7	Murray State	4-3	6-5	UT Martin	6-2	8-4
Southeast Missouri	3-4	3-8	Eastern Kentucky	3-4	6-5	Tennessee State	5-3	8-4
Tennessee State	2-5	3-8	Southeast Missouri	2-5	3-8	Murray State	4-4	5-7
Tennessee Tech	2-5	2-9	UT Martin	0-7	1-10	Eastern Illinois	3-5	5-7
Murray State	1-6	3-8				Southeast Missouri	2-6	4-8
						Austin Peay	2-6	2-9
						Tennessee Tech	1-7	3-9

1992	OVC	ALL	2001	OVC	ALL	2010	OVC	ALL
#Middle Tennessee	8-0	10-3	#Eastern Illinois	6-0	9-1	#Eastern Illinois	7-1	8-4
#Eastern Kentucky	7-1	9-3	Eastern Kentucky	5-1	8-2	Jacksonville State	6-2	8-3
Tennessee Tech	6-2	7-4	Tennessee Tech	4-2	7-3	Austin Peay	6-2	8-4
Tennessee State	5-3	5-6	Tennessee State	3-3	8-3	Tennessee State	5-3	8-4
Morehead State	3-5	3-8	Murray State	2-4	4-6	Murray State	4-4	5-7
Austin Peay	2-6	3-8	Southeast Missouri	1-5	4-7	Eastern Illinois	3-5	5-7
UT Martin	2-6	3-8	UT Martin	0-6	1-10	Southeast Missouri	2-6	4-8
Southeast Missouri	2-6	2-9				Austin Peay	2-6	2-9
Murray State	1-7	2-9				Tennessee Tech	1-7	3-9

1993	OVC	ALL	2002	OVC	ALL	2011	OVC	ALL
#Eastern Kentucky	8-0	8-4	#Eastern Illinois	5-1	8-4	#Eastern Illinois	8-0	12-2
Tennessee Tech	7-1	8-3	#Murray State	5-1	7-5	#Tennessee State	6-2	10-4
UT Martin	5-3	6-5	Eastern Kentucky	4-2	8-4	#Jacksonville State	5-3	11-4
Middle Tennessee	4-4	5-6	Southeast Missouri	4-2	8-4	UT Martin	5-3	7-5
Murray State	4-4	4-7	Tennessee Tech	2-4	5-7	Eastern Kentucky	4-4	6-6
Tennessee State	4-4	4-7	Tennessee State	1-5	2-10	Murray State	4-4	6-6
Morehead State	2-6	3-8	UT Martin	0-6	1-10	Tennessee Tech	2-6	5-7
Southeast Missouri	2-6	3-8				Southeast Missouri	2-6	3-9
Austin Peay	0-8	1-10				Austin Peay	0-8	0-12

ALL-TIME WINNING PERCENTAGES	OVC Games	All Games
Current Members		
Austin Peay (1963-96, '07-present)	96-189-2 (.338)	157-278-3 (.362)
Eastern Illinois (1996-present)	89-46-0 (.659)	119-93-0 (.561)
Eastern Kentucky (1948-present)	316-124-7 (.715)	467-244-13 (.654)
Jacksonville State (2003-present)	64-23-0 (.736)	84-43-0 (.661)
Murray State (1948-present)	216-223-9 (.492)	344-340-16 (.503)
Southeast Missouri (1991-present)	60-114-0 (.345)	89-170-0 (.344)
Tennessee State (1988-present)	89-97-0 (.478)	137-155-2 (.469)
Tennessee Tech (1949-present)	194-222-3 (.467)	318-370-9 (.463)
UT Martin (1992-present)	60-107-0 (.359)	89-158-0 (.360)
Former Members		
Western Kentucky (1948-81, 99-00)	132-87-9 (.599)	223-122-14 (.641)
Morehead State (1948-95)	83-223-5 (.275)	155-312-10 (.335)
Louisville (1948-49)	4-1-0 (.800)	13-8-0 (.619)
Evansville (1948-51)	10-9-2 (.524)	20-16-2 (.553)
Marshall (1949-51)	10-6-0 (.625)	13-17-1 (.435)
Middle Tennessee State (1952-98)	193-114-4 (.627)	297-205-9 (.592)
East Tennessee State (1958-77)	56-71-8 (.444)	85-105-9 (.450)
Akron (1980-86)	27-22-1 (.550)	41-35-1 (.539)
Youngstown State (1981-87)	27-22-0 (.551)	39-39-0 (.500)
Samford (2003-07)	15-25-0 (.375)	23-32-0 (.418)

Note: Record in "all games" is each team's overall record in all games only in the seasons they were members of the OVC. It is not reflective of the program's all-time record.

OVC CHAMPIONS YEAR-BY-YEAR

YEAR	SCHOOL	OVC	OVERALL	YEAR	SCHOOL	OVC	OVERALL
1948	Murray State	3-1-0	9-1-0	1999	Tennessee State	7-0-0	11-1-0
	Evansville	3-1-0	5-3-0	2000	Western Kentucky	7-0-0	11-2-0
1949	Evansville	3-1-0	7-2-1	2001	Eastern Illinois	6-0-0	9-2-0
1950	Murray State	5-0-1	7-2-1	2002	Eastern Illinois	5-1-1	8-4-0
1951	Murray State	5-1-0	8-1-0		Murray State	5-1-1	7-5-0
1952	Tennessee Tech	4-1-0	9-1-0	2003	Jacksonville State	7-1-0	8-4-0
	Western Kentucky	4-1-0	8-1-0	2004	Jacksonville State	7-1-0	9-2-0
1953	Tennessee Tech	5-0-0	7-4-0	2005	Eastern Illinois	8-0-0	9-3-0
1954	Eastern Kentucky	5-0-0	8-0-1	2006	Eastern Illinois	7-1-0	8-5-0
1955	Tennessee Tech	5-0-0	7-3-0		UT Martin	6-1-0	9-3-0
1956	Middle Tennessee	5-0-0	7-2-0	2007	Eastern Kentucky	8-0-0	9-3-0
1957	Middle Tennessee	5-0-0	10-0-0	2008	Eastern Kentucky	7-1-0	8-4-0
1958	Middle Tennessee	5-1-0	8-2-0	2009	Eastern Illinois	6-2-0	8-4-0
	Tennessee Tech	5-1-0	7-3-0	2010	Southeast Missouri	7-1-0	9-3-0
1959	Middle Tennessee	5-0-1	10-0-1	2011	Tennessee Tech	6-2-0	7-4-0
	Tennessee Tech	5-0-1	7-2-2		Jacksonville State	6-2-0	7-4-0
1960	Tennessee Tech	6-0-0	8-2-0		Eastern Kentucky	6-2-0	7-5-0
1961	Tennessee Tech	6-0-0	7-3-0	2012	Eastern Illinois	6-1-0	7-5-0
1962	Eastern Kentucky	4-2-0	6-3-0	2013	Eastern Illinois	8-0-0	12-2-0
	East Tennessee	4-2-0	7-3-0				
	Middle Tennessee	4-2-0	6-4-0				
	Morehead State	4-2-0	5-3-0				
1963	Western Kentucky	7-0-0	9-0-1				
1964	Middle Tennessee	6-1-0	7-2-1				
1965	Middle Tennessee	7-0-0	10-0-0				
1966	Morehead State	6-1-0	7-2-0				
1967	Eastern Kentucky	5-0-2	7-1-2				
1968	Eastern Kentucky	7-0-0	8-2-0				
1969	East Tennessee	6-0-1	9-0-1				
1970	Western Kentucky	5-1-1	8-1-1				
1971	Western Kentucky	5-2-0	8-2-0				
1972	Tennessee Tech	7-0-0	10-1-0				
1973	Western Kentucky	7-0-0	10-0-0				
1974	Eastern Kentucky	6-1-0	8-2-0				
1975	Tennessee Tech	6-1-0	9-1-0				
1976	Eastern Kentucky	6-1-0	8-3-0				
1977	Austin Peay	6-1-0	9-1-0				
1978	Western Kentucky	6-0-0	8-2-0				
1979	Murray State	6-0-0	9-2-1				
1980	Western Kentucky	6-1-0	9-1-0				
1981	Eastern Kentucky	8-0-0	12-2-0				
1982	Eastern Kentucky	7-0-0	13-0-0				
1983	Eastern Kentucky	6-1-0	7-2-1				
1984	Eastern Kentucky	6-1-0	8-4-0				
1985	Middle Tennessee	7-0-0	11-1-0				
1986	Eastern Kentucky	6-1-0	10-3-1				
	Murray State	6-1-0	7-4-1				
1987	Eastern Kentucky	5-1-0	9-3-0				
	Youngstown State	5-1-0	8-4-0				
1988	Eastern Kentucky	6-0-0	11-3-0				
1989	Middle Tennessee	6-0-0	9-4-0				
1990	Eastern Kentucky	5-1-0	10-2-0				
	Middle Tennessee	5-1-0	11-2-0				
1991	Eastern Kentucky	7-0-0	12-2-0				
1992	Middle Tennessee	8-0-0	10-3-0				
1993	Eastern Kentucky	8-0-0	8-4-0				
1994	Eastern Kentucky	8-0-0	8-4-0				
1995	Murray State	8-0-0	11-1-0				
1996	Murray State	8-0-0	11-2-0				
1997	Eastern Kentucky	7-0-0	8-4-0				
1998	Tennessee State	6-1-0	9-3-0				

CHAMPIONSHIPS BREAKDOWN

School	# of Titles	Last Title
Eastern Kentucky	21	2011
Middle Tennessee State*	11	1992
Tennessee Tech	10	2011
Murray State	8	2002
Western Kentucky*	8	2000
Eastern Illinois	7	2013
Jacksonville State	3	2011
East Tennessee State*	2	1969
Evansville*	2	1949
Morehead State*	2	1966
Tennessee State	2	1999
Austin Peay	1	1977
Southeast Missouri	1	2010
UT Martin	1	2006
Youngstown State*	1	1987
Louisville*	0	-
Marshall*	0	-
Samford*	0	-

Current OVC Members in Bold

* No longer a OVC football-playing member institution

ALL-TIME ALL-CONFERENCE TEAMS

<p>1948 E - Frank Wallheiser, WKU E - Bob Sanders, MUR T - John Hackney, MUR T - Harold Mullins, MOR G - Powell Puckett, MUR G - Delmas Freeman, EKU C - Paul Wright, EKU B - Jim Pickens, WKU B - Ross Lucia, UL B - Joe Trabue, UL B - Winnie Bill, MUR</p>	<p>C - Tom Patterson, WKU B - James Hanlon, EKU B - Don Daly, EKU B - Garner Ezell, MTSU B - Bob Muller, EKU</p>	<p>1962 E - Gary Foltz, MUR E - George Dykes, MTSU T - Pat Carter, ETSU T - Ernie DeCourley, MOR G - Harry Harman, ETSU G - Ken Goodhew, EKU C - Jerry Kirk, ETSU QB - Jimmy Baker, ETSU HB - Jimmy Chittum, EKU HB - Jim Shaeffer, TTU FB - Tommy Glover, MUR</p>	<p>B - Buddy Pfaat, EKU B - Andy Toombs, APSU B - Mike Smith, EKU B - Steve Edging, MTSU</p>	<p>FB - Buch Evans, EKU PK - Steve Wilson, WKU</p>
<p>1949 E - Frank Wallheiser, WKU E - Jack Crouch, EU T - Harold Mullins, MOR T - John Hackney, MUR G - Carl Plantholt, EKU G - Robert Gerhardt, EU C - Alvin Cope, MUR B - Gene Logel, UL B - Ray Pelfrey, EKU B - Ed Zoretic, EKU B - Jerry Wing, MOR</p>	<p>1955 E - Tom Schulte, EKU E - Don Heine, MUR T - Bill Hix, MTSU T - Bill Stogner, TTU G - Al Giordano, MUR G - Vernon Wilson, WKU C - Bill Strawn, WKU B - Terry Sweeney, MTSU B - Carl Walker, MUR B - Travis Akin, MTSU B - Ted Schwanger, TTU</p>	<p>1963 E - John Mutchler, WKU E - George Dykes, MTSU T - Wayne King, ETSU T - Harold Chambers, WKU G - Joe Bugel, WKU G - John Wheeler, MUR C - Bryan Draper, TTU QB - Jimmy Baker, ETSU HB - Jim Burt, WKU HB - Dale Lindsey, WKU FB - Ron Reeves, TTU</p>	<p>1967 OFFENSE E - Aaron Marsh, EKU E - Harold Roberts, APSU T - Bill Brewer, EKU T - Larry Watkins, WKU G - Roy Bondurant, WKU G - Fred Troike, EKU C - Allen Hogan, WKU QB - Billy Walker, MTSU B - Dickie Moore, WKU B - Larry Schreiber, TT B - Harvey Tanner, MU</p>	<p>DEFENSE E - Lawrence Brame, WKU E - Willie Bush, ETSU T - Dave Ford, MUR T - Wallace Chambers, EKU LB - Jim Barber, WKU LB - Harry Lyles, MOR LB - James Croudep, EKU DB - Bill Green, WKU DB - Bill Casey, ETSU DB - Larry Baldridge, MOR DB - Ed Miller, MTSU P - Chuck Cantrell, MUR</p>
<p>1950 E - Stewart Kirtley, MOR E - Flavius Smith, TTU T - Gilbert Mains, MUR T - Hoyte Threet, WKU G - Roy Hina, WKU G - George Maier, MAR C - Clyde McLaughlin, MOR B - Chuck Porter, MOR B - Phil Foster, MUR B - Joe Unfried, EU B - Jerry Wing, MOR</p>	<p>1956 E - Jerry Hurst, MTSU E - Don Heine, MUR T - Gerald DeLucca, MTSU T - Don Simonic, TTU G - Al Giordano, MTSU G - Harold Greer, MTSU C - Don Plonk, MTSU B - Jerre Stripling, MUR B - Doug Caldwell, TTU B - Dave Bottos, MUR B - Terry Sweeney, MTSU</p>	<p>1964 OFFENSE E - Jack Smith, MOR E - Pete Hunt, ETSU T - Jack Armstrong, MTSU T - Ed Bunio, APSU G - Ed Crum, WKU G - Bob Borkowski, TTU C - Dave Satterfield, APSU QB - Charlie Forrest, MUR HB - Jim Burt, WKU HB - David Holtsclaw, ETSU FB - Tommy Glover, MUR</p>	<p>DEFENSE E - Charles Siemon, EKU E - George Claxton, MTSU T - Walter Heath, WKU T - Dave Haverdick, MOR MG - Ted Taylor, EKU LB - Ron Reed, EKU LB - Doug Linebarger, ETSU B - Harry Lenz, EKU B - Ron Overbay, ETSU B - Mike Matheny, MTSU B - Jim Garrett, WKU</p>	<p>1971 OFFENSE WR - John High, MOR TE - James Wilson, EKU T - Terry Kokinda, WKU T - Mike Defino, TTU G - John Chuy, TTU G - Jim Inglis, MTSU C - Bill Sykes, WKU QB - Leo Peckenpough, WKU RB - Rick Fisher, MUR RB - Jeff Axel, TTU RB - Jimmy Brooks, EKU PK - Stan Watts, MUR</p>
<p>1951 E - Flavius Smith, TTU E - James Swieczek, MAR T - Gilbert Mains, MUR T - Ed Wessel, EU G - Marv Rammelsburg, MOR G - Marvin Satterly, WKU C - Lawrence Gilbert, WKU B - Chuck Hertzler, EKU B - Jimmy Feix, WKU B - Bernie Behrendt, MUR B - Charles Fisher, EU</p>	<p>1957 E - Jerry Hurst, MTSU E - G.E. McCormack, MTSU T - Darrell Ferguson, TTU T - Ralph Massey, MTSU G - Lester Rizer, MTSU G - Jim Hardin, WKU C - Tom Scott, MOR B - Bobby Hallum, MTSU B - John Sebest, EKU B - Marvin Roiman, MTSU B - Ken Wright, TTU</p>	<p>DEFENSE E - Richard Pare, MOR E - Stan Napper, WKU T - James Osborne, MOR T - James Anderson, ETSU MG - Keith Atchley, MTSU LB - Dale Lindsey, WKU LB - John Wheeler, MUR B - Tim Chilcutt, APSU B - Jimbo Pearson, MTSU B - Pat Counts, WKU B - Carlton Flatt, APSU</p>	<p>1968 OFFENSE E - Harold Roberts, APSU E - Marvin Hicks, MOR T - Bill Brewer, EKU T - George Rice, MUR G - Fred Troike, EKU G - Tony Sims, MUR C - John Walton, ETSU QB - Larry Tillman, MUR TB - Larry Schreiber, TTU WB - Billy Hess, MUR FB - Louis Rogan, MOR PK - Jerry Pullins, EKU</p>	<p>DEFENSE E - John Matlock, TTU E - Jim Hughes, APSU T - Bonnie Sloan, APSU T - Terry Thompson, WKU LB - Jim Youngblood, TTU LB - Frank Head, MUR LB - Jimmy Barber, WKU B - Ray Oldham, MTSU B - James Porter, EKU B - Robert Morehead, WKU B - Mike Rucker, MOR P - Mike Shawen, MTSU</p>
<p>1952 OFFENSE E - Eddie Scott, TTU E - R. E. Simpson, WKU T - Chuck Schmitt, EKU T - Tom Fann, TTU G - Marvin Satterly, WKU G - Ben Chamness, MUR C - Bernie Fielier, MOR B - Jimmy Feix, WKU B - Bernie Behrendt, MUR B - Gene McFadden, WKU B - Bobby Young, MTSU</p>	<p>1958 E - Rudy Schmittou, TTU E - Bert Dixon, MOR T - Don Franklin, MTSU T - Larry Nutter, WKU G - Willie Hickerson, MUR G - Jim Hardin, WKU C - Mickey Banyas, ETSU B - Bobby Hallum, MTSU B - Bucky Pitts, MTSU B - Dave Bishop, EKU B - Jack Morris, MUR</p>	<p>1965 OFFENSE E - John Watson, MUR E - Ronnie Parson, APSU T - Charlie Mitchell, MUR T - Tom Fiveash, MTSU G - Roscoe Perkins, EKU G - Tommy Dobbs, APSU C - Bryan Draper, TTU QB - Teddy Morris, MTSU HB - Jerry Smith, MTSU HB - Dickie Moore, WKU FB - John Ogles, APSU</p>	<p>DEFENSE E - Lawrence Brame, WKU E - Bill McPherson, TTU T - Walter Heath, WKU T - Dave Haverdick, MOR MG - Ted Taylor, WKU LB - Doug Linebarger, ETSU LB - Jim Moberly, EKU B - Ron Overbay, ETSU B - Howell Flatt, APSU B - Don Veatch, MUR B - Leon Wesley, MOR P - Ron Taylor, MTSU</p>	<p>1972 OFFENSE WR - Larry Kirksey, EKU TE - Gary Shirk, MOR T - Allen Byrd, TTU T - Bob Orsillo, MTSU G - Charlie Holt, MTSU G - Howard Cochran, TTU C - Jim Dorsey, TTU QB - Dave Schaetzke, MOR RB - George Greenfield, MUR RB - Clarence Jackson, WKU RB - Jeff Axel, TTU PK - Butch Gentry, TTU</p>
<p>DEFENSE E - Alex Kilakowski, EKU E - Mac Catlett, MUR T - Howard Alsup, MTSU T - John Roberts, MUR G - Marvin Satterly, WKU G - John Satterly, MOR LB - Bernie Behrendt, MUR LB - Bernie Fielier, MOR HB - Garnett Rather, MTSU HB - Max Stevens, WKU S - John Bohna, MUR</p>	<p>1959 E - Tommy Hackler, TTU E - Brady Luckett, MTSU T - Ralph Adams, MTSU T - Steve Herszeg, EKU G - Eddie Miller, EKU G - Darman Place, ETSU C - Joe Graybeal, EKU B - Gordon Mason, TTU B - W.J. Shumaker, TTU B - Ray Purvis, MTSU B - Bucky Pitts, MTSU B - Gene Windham, MTSU</p>	<p>1966 OFFENSE E - George Claxton, MTSU E - Chuck Siemon, EKU T - Tommy Dillard, APSU T - Roy Evans, EKU MG - Keith Atchley, MTSU LB - Bobby Byrd, APSU LB - Larry Dotson, MTSU B - Buddy Pfaadt, EKU B - Andy Toombs, APSU B - Tim Chilcutt, APSU B - Jim Whaley, TTU</p>	<p>1969 OFFENSE SE - Harold Roberts, APSU TE - Jack Wolf, MUR T - Andy Thompson, MTSU T - Darryl Sadowski, MOR G - Bill Swaggerty, TTU G - Don Williams, MUR C - John Walton, ETSU QB - Johnny Vance, WKU RB - Larry Schreiber, TTU RB - Jim Brooks, EKU FB - John High, MOR PK - Ronnie Harrold, ETSU</p>	<p>DEFENSE E - Brad Watson, WKU E - Elois Grooms, TTU T - Bonnie Sloan, APSU T - Wally Chambers, EKU LB - Jim Youngblood, TTU LB - Mike Hennigan, TTU LB - James Croudep, EKU B - John Fitzpatrick, TTU B - Ray Oldham, MTSU B - Mike McCoy, WKU B - Andrew Francis, WKU B - Chuck Cantrell, MUR</p>
<p>1953 E - Bill Ploumis, WKU E - Marshall Taylor, TTU T - Howard Alsup, MTSU T - James Parsons, TTU G - Marvin Satterly, WKU G - Carl Oakley, EKU C - Arnie Oaken, WKU B - Bobby Young, MTSU B - Roy Kidd, EKU B - Gene McFadden, WKU B - John Bohna, MUR B - Max Stevens, WKU</p>	<p>1960 E - Tommy Hackler, TTU E - Bill Hughes, ETSU T - Ray Thomas, TTU T - Bob Burton, MUR G - Herb Wassom, WKU G - Joe Windham, MTSU C - Tom Scott, MOR QB - Gordon Mason, TTU HB - Ronnie Quillen, ETSU HB - Ralph Broyles, TTU FB - Larry Puryear, MTSU</p>	<p>1967 DEFENSE E - George Claxton, MTSU E - Wes Simpson, WKU T - Bill Hull, TTU T - Frank Victory, MTSU MG - LeRoy Gray, ETSU LB - Larry Dotson, MTSU LB - Gary Virden, MOR</p>	<p>1970 OFFENSE SE - Harold Roberts, APSU TE - David Wade, ETSU T - Charles Holt, MTSU T - Ed Mignery, MOR G - Harry Irwin, EKU G - Dennis Durso, WKU C - Greg Chestnut, ETSU QB - Larry Graham, ETSU TB - Jimmy Brooks, EKU WB - Jay Davis, WKU</p>	<p>1973 OFFENSE WR - Porter Williams, WKU TE - Bill Farrell, MUR T - Mike Defino, TTU T - Charles Carpenter, MUR G - David Noliner, WKU G - Rodney Pickering, MUR C - Nick Nighswander, MOR QB - Alan Chadwick, ETSU RB - Don Clayton, MUR RB - Clarence Jackson, WKU RB - Alfred Thompson, EKU PK - Don Russell, MOR</p>
<p>1954 E - Fred Winscher, EKU E - Walt Apperson, WKU T - Frank Nassida, EKU T - James Passons, TTU G - Jerry Johns, EKU G - Joe Collier, EKU</p>	<p>1961 E - George Dykes, MTSU E - Jim Hughes, WKU E - Rudy Schmittou, TTU T - Dave Baxter, TTU T - Ernie DeCourley, MOR G - Ralph McMillan, TTU G - Don MacDonald, EKU</p>	<p>DEFENSE E - George Claxton, MTSU E - Calvin Walter, APSU G - Tommy Dobbs, APSU G - Steve Dillard, TTU C - Bill Holloway, TTU QB - Jim Guice, EKU HB - Tommy Gray, MOR B - Bob Holden, MTSU FB - John Ogles, APSU</p>	<p>DEFENSE E - Lawrence Brame, WKU E - Ron Mendheim, ETSU T - Dave Haverdick, MOR T - Frank Patterson, ETSU MG - Teddy Taylor, EKU LB - Doug Linebarger, ETSU LB - David Duval, MTSU B - Bill Casey, ETSU B - Bill Green, WKU B - Joe Mulvihill, TTU B - Al Guy, ETSU P - Bill Marston, MOR</p>	<p>DEFENSE E - Jeff Williamson, ETSU E - Charles Echert, MUR T - Lonnie Schuster, WKU T - John Bushong, WKU LB - Aundra Skiles, WKU LB - Bruce Farris, MUR LB - Rich Thomas, EKU B - Mike McCoy, WKU B - Nate Porter, MTSU B - Bob Morehead, WKU B - Mark Hickman, MUR P - Charlie Johnson, WKU</p>



1974

OFFENSE

WR - John Revere, EKU
TE - Keith Mescher, MOR
T - Robyn Hatley, EKU
T - Charles Carpenter, MUR
G - John Humphrey, WKU
G - Joe Alvino, EKU
C - David Carter, WKU
QB - Thomas Pandolfi, MUR
B - Everett Talbert, EKU
B - Don Clayton, MUR
B - Frank Jones, MOR
PK - Earl Cody, EKU

DEFENSE

E - Keith Tandy, WKU
E - Elois Grooms, TTU
T - John Bushong, WKU
T - Junior Hardin, EKU
LB - Rick Green, WKU
LB - Stan Roberts, EKU
LB Dana Wunningham, TTU
B - Virgil Livers, WKU
B - Vic Williams, MOR
B - Peppy McCary, ETSU
B - Robert Tripp, APSU
P - Mike Shawen, MTSU

1975

OFFENSE

G - Joe Alvino, EKU
G - Chip Carpenter, WKU
T - Robyn Hatley, WKU
T - Ed Burns, TTU
RB - Mike Moore, MTSU
RB - Scott McCallister, EKU
WR - Elmo Boyd, EKU
WR - Willie DeLoach, MUR
TE - Keith Mescher, MOR
QB - Gary Perdue, TTU
PK - Murray Cunningham, TTU

DEFENSE

LB - Rick Green, WKU
LB - Pee Wee Brown, ETSU
LB - Howard Stidham, TTU
L - Tony Plavich, TTU
L - Keith Tandy, WKU
L - Junior Hardin, EKU
L - John Csir, MTSU
B - John Leathers, WKU
B - Vic Williams, MOR
B - Ed McFarland, MUR
P - Walt Herod, WKU

1976

OFFENSE

WR - Elmo Boyd, EKU
WR - Craig Royde, TTU
TE - Keith Mescher, MOR
T - Ed Burns, TTU
T - Les Jones, APSU
G - Joe Alvino, EKU
G - Chip Carpenter, WKU
C - Roosevelt Kelly, EKU
QB - Ernie House, EKU
B - Everett Talbert, EKU
B - Mike Moore, MTSU
B - Jimmy Woods, WKU
B - Tony Harris, MOR
PK - Hank Lagorce, MUR

DEFENSE

DL - Charles Norman, ETSU
DL - Joe Jachimowicz, TTU
DL - James Green, APSU
LB - Biff Madon, WKU
LB - Bob Bible, APSU
LB - Terry McCabe, APSU
LB - Jerry Spaeth, MOR
DE - Keith Tandy, WKU
DE - Chuck Wempe, MUR
DB - Eddie McFarland, MUR
DB - Anthony Miller, EKU
DB - Johnny Tucker, TTU
DB - Bruce Walker, MUR
P - Don Rardin, MOR

1977

OFFENSE

B - Stan Mitchell, EKU
B - Mike Moore, MTSU
B - Waddell Whitehead, APSU
B - Cecil Fore, TTU
QB - Phil Simms, MOR
TE - Joe Ware, TTU
OT - Lance House, TTU
OT - Randy Haeblerlin, EKU
OG - Chip Carpenter, WKU
OG - Dean Stucky, EKU
OG - Dan Hutchinson, MUR
C - Darrell Williams, MTSU
C - Jim Jez, MUR
WR - Dennis Law, ETSU

WR - Jim Nelson, EKU
WR - Craig Rolle, TTU
PK - Wayne Anderson, TTU

DEFENSE

DL - James Green, APSU
DL - Reggie Bell, MTSU
DL - Tony Towns, WKU
LB - Biff Madon, WKU
LB - Mo Bell, MTSU
LB - Bob Bible, APSU
DE - Ron Seebree, APSU
DE - Dean Rattledge, TTU
DB - Eddie McFarland, MUR
DB - Greg Bauer, TTU
DB - Anthony Miller, EKU
DB - Mike Betts, APSU
P - Randy Saunders, MTSU

1978

OFFENSE

B - Danny Johnson, MUR
B - Dale Patton, EKU
B - Cecil Fore, TTU
QB - John Hall, WKU
TE - David Thomas, MUR
OT - Ken Dew, TTU
OT - Joe Huenefeld, MOR
OG - Dean Stucky, EKU
OG - Dan Hutchinson, MUR
C - David Neal, EKU
WR - Craig Rolle, TTU
WR - Eddie Preston, WKU
K - Wayne Anderson, TTU

DEFENSE

DL - Tony Towns, WKU
DL - Bruce Martin, MUR
DL - Joe Richard, EKU
DE - Ron Seebree, APSU
DE - Chris Roberts, EKU
LB - Stan Wright, MTSU
LB - Reginald Hayden, WKU
LB - Rodney Jefferson, MOR
DB - Mike Betts, APSU
DB - Danny Martin, EKU
DB - Carl Brazley, WKU
DB - Lynn Hailstock, APSU
DB - Joe Grimsley, APSU
P - Steve Davis, TTU

1979

FIRST TEAM OFFENSE

B - Bernard McIntosh, MOR
B - Dale Patton, MOR
B - Danny Johnson, MUR
QB - John Hall, WKU
TE - Ricky Gwinn, WKU
OT - Ken Dew, TTU
OT - Charlie Young, MOR
OG - Jeff Alsup, WKU
OG - Kevin Greve, EKU
OG - Fred Rockymore, TTU
C - David Neal, EKU
WR - Eddie Preston, WKU
K - David Flores, EKU

FIRST TEAM DEFENSE

DL - Richard Wozniak, APSU
DL - Joe Richard, EKU
DL - Tim Ford, WKU
DL - Rick Lanpher, MUR
DE - Carl Estelle, WKU
DE - Glen Jones, MUR
LB - Rodney Jefferson, MOR
LB - Bob McIntyre, EKU
LB - Terry Love, MUR
DB - Lynn Hailstock, APSU
DB - Danny Martin, EKU
DB - Greg Evans, MUR
P - Steve Davis, TTU

SECOND TEAM OFFENSE

RB - Alvin Miller, EKU
RB - Sam Smith, TTU
QB - Bill Hughes, EKU
QB - Ricky Ray, MUR
TE - Bruce Bryant, MUR
OL - Vernon Broadnax, MUR
OL - Stan Burns, APSU
WR - Jerry Parrish, EKU
TE - Kris Robbins, MUR
OL - Norman Fell, MUR
K - Gerald Robinson, MTSU

SECOND TEAM DEFENSE

DL - Tim Brewer, MOR
DL - Mike Watson, MUR
DE - Timi Frommeyer, EKU
DE - Ronnie Dyer, TTU
DE - Lamar Williams, MUR
LB - Tommy Warren, MOR
LB - Chuck DeLacey, WKU
DB - Greg Bright, MOR
DB - George Floyd, EKU
DB - Joe Grimsley, APSU
DB - Greg Hamilton, TTU
P - Ray Farmer, WKU

1980

FIRST TEAM OFFENSE

B - Troy Snardon, WKU
B - Dorrn Hunter, MOR
QB - Sonny DeFillippis, APSU
TE - Ricky Gwinn, WKU
OT - Phil Rich, WKU
OT - Darryl Lawson, EKU
OG - Pete Walters, WKU
OG - Kevin Greve, EKU
C - Joe Schipske, EKU
WR - Steve Puthoff, APSU
WR - Jerry Flippin, WKU
K - Wayne Anderson, TTU

FIRST TEAM DEFENSE

DL - Donnie Evans, WKU
DL - Rick Lanpher, MUR
DL - James Shelton, EKU
DE - Brett Williams, APSU
DE - Glenn Jones, MUR
LB - Donald White, MUR
LB - Brad Reese, AKR
DB - George Floyd, EKU
DB - Barry Bumm, WKU
DB - Terry Love, MUR
DB - Lamont Meacham, WKU
P - Ray Farmer, WKU

SECOND TEAM OFFENSE

RB - Dennis Brumfield, AKR
RB - Nate Jones, WKU
RB - Dale Patton, EKU
QB - Chris Isaac, EKU
TE - Tim Devine, MOR
OT - Charles Tucker, APSU
OT - Ronnie Dyer, TTU
OG - Davey Locke, TTU
C - Greg Gallas, WKU
WR - David Booze, EKU
WR - Jack Kelly, TTU
K - David Flores, EKU

SECOND TEAM DEFENSE

DL - Tim Ford, WKU
DL - Jeff Gardner, MUR
DL - Don Edwards, TTU
DE - Lamar Williams, MUR
DE - Mark Daniel, APSU
LB - Danny Gooch, MOR
LB - Alex Dominguez, EKU
DB - Greg Evans, MUR
DB - James Griffin, MTSU
DB - Rodney Byrd, EKU
DB - Tony Chatman, TTU
P - Andy Graham, AKR

1981

OFFENSE

B - Terence Thompson, EKU
B - Paris Wicks, YSU
QB - Gino Gibbs, MUR
TE - Brad Millice, TTU
OT - David Dihrkop, EKU
OT - Phil Poirier, EKU
OG - Kevin Greve, EKU
OG - Chris Taylor, EKU
C - Brad Johnson, MUR
WR - John Newby, WKU
WR - Jerry Parrish, EKU
K - Kelly Potter, MTSU

DEFENSE

DL - Donnie Evans, WKU
DL - Randy Taylor, EKU
DL - Emanuel Toles, MTSU
DE - Dennis Mix, MTSU
DE - Tom Cullen, YSU
LB - Alex Dominguez, EKU
LB - Paul Gray, WKU
LB - Brad Reese, AKR
DB - George Floyd, EKU
DB - Barry Bumm, WKU
DB - Greg Evans, MUR
DB - James Griffin, MTSU
P - John Christopher, MOR

1982

OFFENSE

B - Paris Wicks, YSU
B - James Black, AKR
QB - Tuck Woolum, EKU
TE - Tron Armstrong, EKU
OT - Rick McDonald, YSU
OT - Charles Tucker, APSU
OG - Chris Taylor, EKU
OG - Phil Poirier, MUR
C - Brian Clark, AKR
WR - Steve Bird, EKU
WR - Mark Ledford, MOR
WR - Stan Trice, MUR
K - Dennis Heckman, AKR

DEFENSE

DL - Emmanuel Toles, MTSU
DL - Randy Taylor, EKU
DL - Joe Myers, AKR

DE - Dennis Mix, MTSU
DE - Tony Philpott, AKR
LB - Alex Dominguez, EKU
LB - Ed Grimsley, AKR
DB - James Griffin, MTSU
DB - Billy Blaylock, TTU
DB - Ronald Hopkins, MUR
DB - Dave Peters, YSU
P - John Christopher, MOR
K - Dennis Heckman, AKR

1983

OFFENSE

B - James Black, AKR
B - Vince Hall, MTSU
QB - Mickey Corwin, MTSU
TE - John Goode, YSU
OT - Rick Brunot, YSU
OT - Mike Bobek, EKU
OG - Roger Carroll, MTSU
OG - Jimmy Hopkins, MUR
C - Chris Sullivan, EKU
WR - Tron Armstrong, EKU
WR - Mark Ledford, MOR
K - Kelly Potter, MTSU

DEFENSE

DL - Dave Arango, AKR
DL - Dan Coleman, MUR
DL - Mike McSane, EKU
DE - Russell Holmes, AKR
DE - Jim Piercefield, MUR
LB - Jeff Lake, AKR
LB - David Hill, EKU
DB - Don Griffin, MTSU
DB - Robert Johnson, AKR
DB - Anthony Jones, EKU
DB - Mike Newton, APSU
P - Scott Meadows, TTU

1984

OFFENSE

TB - Vince Hall, MTSU
TB - Mike Clark, AKR
FB - Mike Hardie, YSU
QB - Mike Hanlin, MOR
TE - Frank Pokorny, YSU
OT - Joe Spadafino, EKU
OT - Colby Schreckengost, MUR
OG - Phil Cowan, MTSU
OG - Billy Poe, MOR
C - Chris Sullivan, EKU
WR - Todd Short, MOR
WR - Willie Davis, AKR
K - Kelly Potter, MTSU

DEFENSE

DL - Dan Coleman, MUR
DL - Jim Barlow, APSU
DL - Wayne Grant, AKR
DE - Chris Stec, YSU
DE - Charles Keller, EKU
LB - Fred Harvey, EKU
LB - Pat Toler, YSU
DB - Don Griffin, MTSU
DB - Anthony Jones, EKU
DB - Ralph Robinson, MUR
DB - Ron Shegog, APSU
P - Nick Xides, YSU

1985

OFFENSE

TB - Mike Clark, AKR
TB - Gerald Anderson, MTSU
TB - James Crawford, EKU
FB - Tony Burse, MTSU
QB - Marvin Collier, MTSU
TE - Mike Clark, MTSU
OT - Keith Bosley, EKU
OT - David Kerzell, MTSU
OG - Joe Spadafino, EKU
OG - Cecil Andrews, MTSU
C - Mike Teifke, AKR
WR - Rick Shepas, YSU
WR - Lee McCormick, MUR
K - Russ Klaus, AKR

DEFENSE

DL - Wayne Grant, AKR
DL - Aaron Jones, EKU
DL - Martin Chapman, APSU
DE - Scott Fox, APSU
DE - Bill Hadden, AKR
LB - Ed Grimsley, AKR
LB - Roosevelt Colvard, MTSU
DB - Don Griffin, MTSU
DB - Ron Shegog, APSU
DB - James Yarbrough, MUR
DB - Willie Thompson, TTU
P - Nick Xides, YSU

1986

OFFENSE

TB - Mike Clark, AKR
TB - Dwight Stone, MTSU

FB - Tony Burse, MTSU
QB - Adrian Breen, MOR
TE - Chris Kelley, AKR
OT - John Jackson, EKU
OT - Ron Pasquale, AKR
OG - Billy Poe, MOR
OG - Cecil Andrews, MTSU
C - Byron Ingram, EKU
WR - Rick Shepas, YSU
WR - Stanley Howard, MUR
K - Dale Dawson, EKU

DEFENSE

DL - Eugene Banks, EKU
DL - Willie Bester, MUR
DL - Harold Torrens, EKU
DE - John Klingel, EKU
DE - Tony Woodlee, MUR
LB - Fred Harvey, EKU
LB - Eddie Walls, APSU
LB - Roosevelt Colvard, MTSU
DB - Pat Smith, EKU
DB - Danny Copeland, EKU
DB - Dejuan Buford, MTSU
DB - Brian Moran, AKR
P - Greg Burke, MOR

1987

OFFENSE

RB - Elroy Harris, EKU
RB - Lorenzo Rivers, TTU
RB - James Crawford, EKU
QB - Trenton Lykes, YSU
TE - Elliott Fedd, YSU
OT - John Jackson, EKU
OT - David Miller, EKU
OG - Roy Berkemeier, APSU
OG - Gary Greve, EKU
C - Marshall Sills, MUR
WR - Stanley Howard, MUR
WR - Kenneth Gilstrap, TTU
K - Paul Hickert, MUR

DEFENSE

DL - Aaron Jones, EKU
DL - Eugene Banks, EKU
DL - Harold Torrens, EKU
DE - Kenny Tippins, MTSU
DE - Jessie Small, EKU
LB - Paul Solis, YSU
LB - Thomas Squires, TTU
DB - Danny Copeland, EKU
DB - Jimmy Isom, TTU
DB - Darrien Thomas, MTSU
DB - Rod Henderson, YSU
P - Greg Burke, MOR

1988

OFFENSE

OT - Eric Crigler, MUR
OT - Joe Gagliano, MOR
OG - Mike Kelly, EKU
OG - Mark Burke, MUR
C - Mike Delvisco, EKU
TE - Oscar Angulo, EKU
QB - Michael Proctor, MUR
TB - Elroy Harris, EKU
FB - Tim Lester, EKU
WR - Mike Cadore, EKU
WR - Glen Arterburn, MUR
WR - Ty Howard, MOR
K - Greg Duncan, MUR

DEFENSE

DL - Jack Pittman, MTSU
DL - Anthony Pleasant, TSU
DL - Jim Murphy, MUR
DE - Kenny Tippins, MTSU
DE - Jessie Small, EKU
LB - Don Thomas, MTSU
LB - Chris Coffey, EKU
DB - Tommy Barnes, MTSU
DB - Kelly Cutright, EKU
DB - Ben Robinson, TSU
DB - Elzie Anderson, APSU
P - Chuck Daniel, MTSU

HONORABLE MENTION

C - Marshall Sills, MUR
QB - Lorenzo Fields, EKU
TB - Joe Campbell, MTSU
DL - Lance Golden, MUR
LB - Roderick Reed, TSU
DE - Tim Tomaszewski, EKU
DB - Myron Guyton, EKU
DB - Chuck Swafford, MTSU
DB - Michael Thornton, TTU

1989

FIRST TEAM OFFENSE

OT - Al Jacevicius, EKU
OT - Eric Crigler, MUR
OG - Mark Mitchell, EKU
OG - Keith Askin, MUR
C - Jim Von Handorf, EKU
TE - Melvin James, MTSU



QB - Michael Proctor, MUR
 TB - Markus Thomas, EKU
 TB - Joe Campbell, MTSU
 FB - Wade Johnson, MTSU
 WR - Glen Arterburn, MUR
 WR - Randy Bohler, EKU
 K - Ryan Weeks, TTU
FIRST TEAM DEFENSE
 DL - Bernard Rhodes, EKU
 DL - Anthony Pleasant, TSU
 DL - Ernest Thompson, EKU
 DE - Greg Pollard, MTSU
 DE - Anthony Brewer, MUR
 LB - Anthony Coleman, MTSU
 LB - Simon Shanks, TSU
 DB - Jimmy McNamee, MTSU
 DB - Tony Stargell, TSU
 DB - Joe Stone, TSU
 DB - Felix Parham, TTU
 P - Chuck Daniel, MTSU
SECOND TEAM OFFENSE
 OT - Gerald Hall, TSU
 OT - Eric Coker, MOR
 OG - Michael Tharpe, TSU
 OG - Brooks Dalrymple, EKU
 C - Walter Underwood, MOR
 TE - Al Griffin, TSU
 QB - Lorenzo Fields, EKU
 TB - Jerome Williams, MOR
 FB - John Webb, TTU
 WR - Ty Howard, MOR
 WR - Kenny Donaldson, MTSU
 WR - Anthony Owens, TSU
 K - Joe Lisle, MTSU
SECOND TEAM DEFENSE
 DL - Marlon Placide, TTU
 DL - Arbutus Price, TSU
 DL - Toby Gilbert, EKU
 DE - Brett Kolnick, EKU
 DE - David Gifford, MOR
 LB - Danny Amato, MUR
 LB - Gerald Dossett, TTU
 DB - Darrell Beavers, MOR
 DB - Robbie Andrews, EKU
 DB - Chris McNamee, EKU
 DB - Mike Turner, MOR
 P - Tracy Graham, TTU

1990

OFFENSE

OT - Steve McAdoo, MTSU
 OT - Carl Satterly, EKU
 OG - John Holmes, EKU
 OG - Tim Wimbly, EKU
 C - Jerry Jared, TTU
 TE - Anthony Owens, TSU
 QB - Phil Ironside, MTSU
 RB - Joe Campbell, MTSU
 FB - Wade Johnson, MTSU
 WR - Vince Parks, MTSU
 WR - Marcus Dowdell, TSU
 K - Matt Crews, MTSU

DEFENSE

DL - Ernest Thompson, EKU
 DL - Richard Shadwick, MOR
 DL - Greg McKee, EKU
 DE - David Wilkins, EKU
 DE - Brett Kolnick, EKU
 DE - Greg Pollard, MTSU
 LB - Anthony Coleman, MTSU
 LB - Kelly Blount, EKU
 DB - Marty Carter, MTSU
 DB - Jimmy McCarney, MTSU
 DB - Darrell Beavers, MOR
 DB - Craig Brooks, EKU
HONORABLE MENTION
 OG - Keith Askin, MUR
 OT - Al Jaceyvis, EKU
 C - Jim VonHandorf, EKU
 TE - Steve Dark, MTSU
 TE - Brandon Ford, MOR
 QB - Chris Swartz, MOR
 RB - Tim Lester, EKU
 WR - David Pique, MOR
 K - J.J. Flournoy, TSU
 DL - Chris Burns, MTSU
 LB - Danny Amato, MUR
 DE - Mike Caldwell, MTSU
 DB - Felix Parham, TTU
 P - Chuck Daniel, MTSU

1991

FIRST TEAM OFFENSE

OT - Steve McAdoo, MTSU
 OT - Carl Satterly, EKU
 OG - Mike Roth, EKU
 OG - Tim Wimbly, EKU
 C - John Macon, TSU
 TE - Steve Dark, MTSU
 QB - James Wade, TSU
 RB - Joe Campbell, MTSU
 FB - Tim Lester, EKU

WR - Darrell Philon, SEMO
 WR - Vince Parks, MTSU
 K - Garth Petrilli, MTSU
FIRST TEAM DEFENSE
 DL - Ernest Thompson, EKU
 DL - Chris Burns, MTSU
 DL - Greg McKee, EKU
 LB - Scott Boykin, MTSU
 LB - Elliot Pilton, TSU
 DE - David Wilkins, EKU
 DE - Randy Wardlow, EKU
 DE - Jamie Redmond, MTSU
 DB - Chris McNamee, EKU
 DB - James Chinn, SEMO
 DB - Tyrone Fisher, MOR
 P - Colin Godfrey, TSU

SECOND TEAM OFFENSE

OT - Larry Tharpe, TSU
 OT - Greg Armstrong, MUR
 OG - Chris Smith, MTSU
 OG - James Appel, MOR
 C - Brandon Norman, SEMO
 TE - Eric Olserson, MOR
 QB - Kelly Holcomb, MTSU
 QB - Eric Cohoon, SEMO
 RB - Markus Thomas, EKU
 FB - Dave Cox, MUR
 WR - Patrick Robinson, TSU
 WR - Marcus Dowdell, TSU
 K - Daniel Gipson, TTU

SECOND TEAM DEFENSE

DL - Chad Bratzke, EKU
 DL - Jeff Crutchfield, APSU
 DL - Ricky Sanders, TTU
 DL - Randy Houston, MTSU
 DE - Mike Caldwell, MTSU
 DE - Shane Queen, TTU
 LB - Maurice Drain, TTU
 LB - Fred Johnson, MOR
 DB - Sheldrick Hawkins, TSU
 DB - Carlos Tuck, MOR
 DB - Pete Hoston, MOR
 DB - Jerod Thomas, MOR
 P - Bryan Barrett, EKU

1992

FIRST TEAM OFFENSE

OT - Steve McAdoo, MTSU
 OT - Brian Pressler, EKU
 OG - Mike Thomas, EKU
 OG - Mike Hodge, SEMO
 C - Brandon Norman, SEMO
 TE - Steve Dark, MTSU
 QB - Kelly Holcomb, MTSU
 RB - Markus Thomas, EKU
 FB - Walt Crowder, MTSU
 WR - Patrick Robinson, TSU
 WR - Glenn Krupa, SEMO
 K - Garth Petrilli, MTSU

FIRST TEAM DEFENSE

DL - Chad Bratzke, EKU
 DL - Randy Houston, MTSU
 DL - Richard Shadwick, MOR
 LB - Mike Caldwell, MTSU
 LB - Maurice Draine, TTU
 DE - Fred Johnson, MOR
 DE - Richard Darden, APSU
 DB - Jamie Richmond, MTSU
 DB - Brad Ladd, EKU
 DB - Mike Stewart, TTU
 DB - Eric McBroom, MTSU
 P - Colin Godfrey, TSU

SECOND TEAM OFFENSE

OT - Robert Moorman, TSU
 OT - Shawn Corbett, SEMO
 OT - Derrick Shepherd, TTU
 OG - Marcus Kimbrell, MUR
 OG - Gerod Duff, TSU
 C - Larry Maggard, MOR
 TE - Charles Hunter, TSU
 QB - James Wade, TSU
 RB - Walter Dunson, MTSU
 FB - Carlo Stallings, EKU
 WR - Vince Parks, MTSU
 WR - Aaron Layton, SEMO
 WR - Scott Stidham, UTM
 K - Todd Duffy, EKU

SECOND TEAM DEFENSE

DL - Montrell Toney, MTSU
 DL - Joe Keating, UTM
 DL - Doug Berg, SEMO
 DE - Shane Queen, TTU
 DE - Melvin Aldridge, MUR
 LB - Jabbar Troutman, MTSU
 LB - Jaime Phillips, MOR
 DB - James Chinn, SEMO
 DB - Brent Alexander, TSU
 DB - Randy Fuller, TSU
 DB - Tyrone Fisher, MOR
 P - Tim McNamee, EKU

1993

FIRST TEAM OFFENSE

OT - Patrick Hicks, MTSU
 OT - Jason Combs, EKU
 OG - James Hand, EKU
 OG - Chris Reid, TTU
 C - Joel Woods, EKU
 TE - Xavier Shepherd, MUR
 QB - Mike Jones, TTU
 RB - Leon Brown, EKU
 RB - Kippy Bayless, MTSU
 WR - Lawrence Segree, TSU
 WR - Charles Malone, UTM
 K - Garth Petrilli, MTSU

FIRST TEAM DEFENSE

DL - Doug Berg, SEMO
 DL - Gerome Gardner, TSU
 DL - Craig Long, TTU
 DE - Chad Bratzke, EKU
 DE - Shane Queen, TTU
 LB - Maurice Draine, TTU
 LB - Carlos Timmons, EKU
 DB - Brent Alexander, TSU
 DB - Randy Fuller, TSU
 DB - Chris Guyton, EKU
 DB - Dewayne Harper, UTM
 P - Tim McNamee, EKU

SECOND TEAM OFFENSE

OT - Royce McGowan, TSU
 OT - Dave Stukenberg, SEMO
 OT - J.B. Norment, UTM
 OG - Marcus Kimbrell, MUR
 OG - Todd Neace, MOR
 C - Tracy Russell, TTU
 TE - Jason Dunn, EKU
 QB - Kelly Holcomb, MTSU
 QB - Daryl Williams, TSU
 RB - Mike Penman, EKU
 RB - Kelvin Anderson, SEMO
 RB - Michael Penix, TTU
 WR - Dennis Mims, MTSU
 WR - Clarence Jones, TSU
 K - Marc Collins, EKU

SECOND TEAM DEFENSE

DL - Brian Pankey, TTU
 DL - Daryle Wagner, EKU
 DL - Brian Turpin, MOR
 DE - Anthony Hutch, MUR
 DE - Don Mathews, MOR
 LB - Anthony Hicks, MTSU
 LB - Brian Spano, UTM
 DB - Jermaine Scott, MUR
 DB - Barry Clark, MOR
 DB - Tab Vowell, UTM
 DB - Michael Swift, APSU
 P - Derek Norton, SEMO

1994

FIRST TEAM OFFENSE

OT - Patrick Hicks, MTSU
 OT - Jason Combs, EKU
 OG - James Hand, EKU
 OG - Chris Reid, TTU
 C - Tracy Russell, TTU
 TE - Chris Whitefield, EKU
 QB - Kelly Holcomb, MTSU
 RB - Kippy Bayless, MTSU
 RB - Kelvin Anderson, SEMO
 WR - Lawrence Segree, TSU
 WR - Cory Simpson, MTSU
 K - Garth Petrilli, MTSU

FIRST TEAM DEFENSE

DL - Doug Berg, SEMO
 DL - Roosevelt Givens, EKU
 DL - Brian Pankey, TTU
 DE - David Bell, TSU
 DE - Brian Harvey, APSU
 LB - Tony McCombs, EKU
 LB - Nathaniel Claybrooks, MTSU
 LB - Brian Spano, UTM
 DB - Cedric Davis, TSU
 DB - Eric McBroom, MTSU
 DB - Dewayne Harper, UTM
 DB - Joe Smith, EKU
 DB - Darrell Williams, TSU
 P - Marc Collins, EKU

SECOND TEAM OFFENSE

OT - Dave Stukenberg, SEMO
 OT - J.B. Norment, UTM
 OG - Royce McGowan, TSU
 OG - Steve Haywood, APSU
 C - Durand Frierson, SEMO
 C - Mike Gossett, MUR
 TE - Scott Trent, TTU
 QB - John Sacca, EKU
 RB - Darron Davis, TSU
 RB - Michael Penix, TTU
 WR - Bobby Washington, EKU
 WR - Clarence Jones, TSU
 K - Marc Collins, EKU

SECOND TEAM DEFENSE

DL - Jim Lackey, TSU

DL - Brad Godwin, UTM
 DL - Angel Rubio, SEMO
 DE - Derick Pinkney, MOR
 DE - Cordez Vaughn, SEMO
 LB - Bobby Haggerty, SEMO
 LB - Carlos Timmons, EKU
 DB - Cliff Freeman, MOR
 DB - Bob Head, EKU
 DB - Kevin Jackson, TTU
 DB - Greg Klund, SEMP
 P - Brandon Thomas, MTSU

1995

FIRST TEAM OFFENSE

OT - Jason Combs, EKU
 OT - Burt Talley, MTSU
 OG - James Hand, EKU
 OG - Mike Ruppe, MUR
 C - Brian Cox, MUR
 TE - Scott Trent, TTU
 QB - Mike Cherry, MUR
 RB - Derrick Cullors, MUR
 RB - William Murrell, EKU
 WR - Dee Mostiller, MTSU
 WR - Gerald Bentley, TTU
 K - Chris Dill, MUR
 RET - Dione Tyler, SEMP

FIRST TEAM DEFENSE

DL - Brad Godwin, UTM
 DL - Anthony McCord, MTSU
 DL - Anthony Hutch, MUR
 DL - Anthony Hicks, MTSU
 LB - Tony McCombs, EKU
 LB - Nathaniel Claybrooks, MTSU
 LB - Ronnie Merritt, MUR
 DB - William Hampton, MUR
 DB - Fred Thomas, UTM
 DB - Frank Russell, SEMP
 DB - Joe Ganns, EKU
 P - Marc Collins, EKU

SECOND TEAM OFFENSE

OT - Royce McGowan, TSU
 OT - Mark Robinson, MUR
 OG - Chris Reid, TTU
 OG - Mike Nielsen, SEMO
 C - Durand Frierson, SEMO
 TE - Chris Whitefield, EKU
 QB - Tommy Luginbill, EKU
 RB - Michael Penix, TTU
 WR - Jerome Hurd, TSU
 RB - Brigham Lyons, MTSU
 WR - Kwabene Idelette, MUR
 WR - Gary Williams, APSU
 K - Marc Collins, EKU
 RET - Fred Thomas, UTM

SECOND TEAM DEFENSE

DL - Emmanuel Duviella, MUR
 DL - David Hoelscher, EKU
 DL - Jim Lackey, TSU
 DL - Steve Gulash, EKU
 LB - Reuel Shepherd, MUR
 LB - Ronnie Bell, EKU
 LB - Ryan Falker, TSU
 LB - Bobby Haggerty, SEMP
 DB - Renardo Hampton, MUR
 DB - Robert Taylor, TTU
 DB - Kirk Pointer, APSU
 DB - Victor Bonds, TSU
 DB - Kenny Thomas, MUR
 P - Erik Lombard, MUR

1996

FIRST TEAM OFFENSE

OT - Travis Hunerburg, EIU
 OT - Roger Orlandi, EKU
 OG - Brandon Brantley, EKU
 OG - Lemont Clark, EIU
 C - Chris Westenberger, EIU
 TE - Mitch Fryer, SEMO
 QB - Mike Cherry, MUR
 RB - Anthony Downs, MUR
 RB - William Murrell, EKU
 WR - Dee Mostiller, MTSU
 WR - Reginald Swinton, MUR
 K - Rob Hart, MUR
 RET - Dee Mostiller, MTSU

FIRST TEAM DEFENSE

DL - Anthony Hutch, MUR
 DL - Anthony Hicks, MTSU
 DL - Byron DeGraffenreid, MTSU
 DL - Lamar Carter, TSU
 LB - Tony McCombs, EKU
 LB - Ronnie Merritt, MUR
 LB - Sammy Sanders, TTU
 LB - Britt Bowen, EKU
 DB - Robert Taylor, TTU
 DB - William Hampton, MUR
 DB - Scooter Asel, EKU
 DB - Clifford Green, TSU
 P - Jay Henderson, TTU

SECOND TEAM OFFENSE

OT - Willy Van Gorder, MUR

OT - Mike Lytle, TTU
 OG - Mark Robinson, MUR
 OG - Gary McVicar, TTU
 OG - Shawn Thompson, TSU
 C - Son Tran, EKU
 TE - Bob Rosenstiel, EIU
 QB - Mike Simpson, EIU
 RB - Justin Lynch, EIU
 RB - David McCann, MUR
 WR - Juan Hall, TSU
 WR - Jesse Jones, MUR
 K - Keegan Ray, MTSU
 RET - William Murrell, EKU
 RET - Chris Watson, EIU
SECOND TEAM DEFENSE
 DL - Anthony McCord, MTSU
 DL - Angel Rubio, SEMO
 DL - John Moyer, EIU
 DL - Antonio Strobbridge, UTM
 LB - Brian Burton, SEMP
 LB - Thomas Williams, APSU
 LB - Rodney Wilson, EIU
 DB - Greg Klund, SEMO
 DB - Hasheem Rasheed, EIU
 DB - Darrell Hinton, TSU
 DB - Bob Head, EKU
 P - Shawn Denzer, EIU

1997

FIRST TEAM OFFENSE

OT - Dan Brown, MUR
 OT - Tyrone Hopson, EKU
 OG - Pete Wilkes, EIU
 OG - Josh Hunter, EKU
 C - Chris Dunkle, EIU
 TE - Gary Davis, MTSU
 QB - Simon Fuentes, EKU
 RB - Anthony Downs, MUR
 RB - Derrick Logan, EKU
 WR - Tyrone Butterfield, TSU
 WR - Rondel Menendez, EKU
 K - Rob Hart, MUR
 RET - Tyrone Butterfield, TSU

FIRST TEAM DEFENSE

DL - Angel Rubio, SEMO
 DL - David Hoelscher, EKU
 DL - Branon Vaughn, TTU
 DL - Eddie Arnell, TTU
 LB - Thomas Williams, EIU
 LB - Ronnie Merritt, MUR
 LB - Sammy Sanders, TTU
 DB - Kenny Thomas, MUR
 DB - Chris Watson, EIU
 DB - Chris Guyton, EKU
 DB - Fred Hambrick, SEMO
 P - Justin Terrill, SEMO

SECOND TEAM OFFENSE

OT - Wes Gallagher, TTU
 OT - Bennie Anderson, TSU
 OG - Mark Robinson, MUR
 OG - Shawn Thompson, TSU
 C - Brian Cox, MUR
 TE - Mitch Fryer, SEMO
 QB - Jonathan Quinn, MTSU
 QB - Mike Simpson, EIU
 RB - Justin Lynch, EIU
 RB - Derrick Ruffin, UTM
 WR - Walter Hill, TTU
 WR - Dante Bryant, SEMO
 K - John Wright, EKU
 RET - Bobby Washington, EKU

SECOND TEAM DEFENSE

DL - Marcus Stepp, MUR
 DL - Justin Ernest, EKU
 DL - Troy Baglio, SEMO
 DL - Antonio Strobbridge, UTM
 LB - Britt Bowen, EKU
 LB - Rodney Wilson, EIU
 LB - Armand Williams, TSU
 DB - Josh Symonette, TTU
 DB - Corey Clark, EKU
 DB - Antwan Perry, EIU
 DB - Darrell Hinton, TSU
 P - Ashley Johnson, TSU

1998

FIRST TEAM OFFENSE

OT - Bennie Anderson, TSU
 OT - Tyrone Hopson, EKU
 OG - Jessie Eaton, SEMO
 OG - Ryan Shuff, EIU
 C - Matt Norwood, MTSU
 TE - Seth Willingham, EIU
 QB - Leon Murray, TSU
 RB - Justin Lynch, EIU
 RB - Corey Williams, SEMO
 WR - Tyrone Butterfield, TSU
 WR - Rondel Menendez, EKU
 K - Greg Miller, MUR
 RET - Sulecio Sanford, MTSU
FIRST TEAM DEFENSE
 DL - Branon Vaughn, TTU



DL - Marcus Stepp, MUR
DL - Troy Baglio, SEMO
DL - Josh Harris, TTU
LB - Lamar Carter, TSU
LB - Kevin Meacham, SEMO
LB - Chris Vaughn, MUR
DB - Jarrick Hillery, TSU
DB - Joshua Symonette, TTU
DB - Cedric Stegall, MTSU
DB - Antwan Perry, EIU
P - Andy Dorsey, TTU

SECOND TEAM OFFENSE

OT - Wes Gallagher, TTU
OT - Jerrell Smith, EIU
OT - Barry Hall, MTSU
OG - Josh Hunter, EIU
OG - Mark Williams, TTU
C - Jason Williams, MUR
TE - Mitch Fryer, SEMO
QB - Justin Fuente, MUR
RB - Justin Bivins, TTU
RB - DeJuan Marshall, TSU
WR - Sulecio Sanford, MTSU
WR - Corey Sullivan, TSU
K - David Collett, TTU
RET - Avion Black, TSU

SECOND TEAM DEFENSE

DL - Kenneth Knotts, MUR
DL - Reggie Scott, EIU
DL - Eddie Arnell, TTU
DL - Jerry Turner, TTU
DL - Jason Muchow, EIU
LB - Keith Pauldo, MTSU
LB - Tony Esters, MUR
LB - Chad Evitts, TTU
DB - Darrell Hinton, TSU
DB - Fred Hamrick, SEMO
DB - Steffan Nicholson, EIU
DB - Shawn Gallant, EIU
P - Stephen Brown, EIU

1999

FIRST TEAM OFFENSE

OT - Michael Thompson, TSU
OT - Wes Gallagher, TTU
OG - Josh Hunter, EIU
OG - Bennie Anderson, TSU
C - Patrick Goodman, WKU
TE - John Borne, SEMO
QB - Justin Fuente, MUR
RB - Rod Smart, WKU
RB - Jermaine Manning, MUR
WR - Terrence Tillman, MUR
WR - Corey Sullivan, TSU
K - David Collett, TTU
RS - Avion Black, TSU

FIRST TEAM DEFENSE

DL - Branon Vaughn, TTU
DL - Lamar Carter, TSU
DL - Ben Wittman, WKU
DL - Terry Thomas, EIU
LB - Chad Evitts, TTU
LB - Melvin Wisham, WKU
LB - Jeremy Atwell, SEMO
DB - Bobby Sippio, WKU
DB - Brian Hinton, SEMO
DB - Joshua Symonette, TTU
DB - John Williams, EIU
P - Brian Bivens, MUR

SECOND TEAM OFFENSE

OT - Ron Brown, MUR
OT - Lewis Diaz, EIU
OG - Mark Williams, TTU
OG - Paul Carrizal, MUR
C - Ike Boone, TSU
C - Jason Williams, MUR
TE - Anthony Watson, EIU
QB - Anthony Buich, EIU
QB - Leon Murray, TSU
RB - Corey Crume, EIU
RB - Amariah Robb, TSU
WR - Joe Perez, MUR
WR - Avion Black, TSU
K - Jason Martin, EIU
RS - Bobby Sippio, WKU

SECOND TEAM DEFENSE

DL - Jerry Turner, TTU
DL - Joel Becker, SEMO
DL - Jason Muchow, EIU
DL - Steve Williams, MUR
LB - Lavante Epton, UTM
LB - Brent Sterling, TSU
LB - Donovan LaViness, SEMO
DB - Scooter Asel, EIU
DB - Troy Grant, TTU
DB - Ligarius Jennings, TSU
DB - Mel Mitchell, WKU
DB - Ed Sanders, TSU
P - Bill Besenhofer, EIU

2000

FIRST TEAM OFFENSE

OT - Andrew McGraw, TTU
OT - Dan Fellows, EIU
OG - Matt Gehrig, EIU
OG - Chris Price, WKU
C - Joey Bishop, TTU
TE - Nathan Krecke, EIU
QB - Tony Romo, EIU
RB - Corey Crume, EIU
RB - DeWayne Galishaw, WKU
WR - Alex Bannister, EIU
WR - Michael Slater, MUR
K - Peter Martinez, WKU
RS - Carlos Wright, TSU

FIRST TEAM DEFENSE

DL - Mike Carlin, EIU
DL - D.J. Bleisath, TTU
DL - Nick Hill, EIU
DL - Walter Reese, TSU
LB - Chad Evitts, TTU
LB - Melvin Wisham, WKU
LB - Jai Williams, MUR
DB - Bobby Sippio, WKU
DB - Courtney Young, EIU
DB - Jeremiah Bell, EIU
DB - Troy Grant, TTU
DB - Beau Guest, MUR
P - Jason Witzczak, SEMO

SECOND TEAM OFFENSE

OT - Lawrence Smith, TSU
OT - Lewis Diaz, EIU
OG - Brett O'Buck, EIU
C - Josh Foster, MUR
TE - Josh McKeel, MUR
QB - Stewart Childress, MUR
RB - Garner Byars, MUR
RB - Mario Riley, MUR
WR - Frank Cutolo, EIU
WR - Shaun Boykins, MUR
K - David Collett, TTU
RS - Curtis Cooper, SEMO

SECOND TEAM DEFENSE

DL - Marcus Adams, EIU
DL - Phillip Wasson, MUR
DL - Curley Grayson, TSU
DL - Nick Stamper, UTM
LB - Sherrod Coates, WKU
LB - Corey Mathis, SEMO
LB - Nick Ricks, EIU
DB - Joseph Jefferson, WKU
DB - Joe Williams, SEMO
DB - Mel Mitchell, WKU
DB - Ligarius Jennings, TSU
P - Andy Dorsey, TTU

2001

FIRST TEAM OFFENSE

OT - Mike Bujnak, EIU
OT - Brent Fox, EIU
OG - Kevin Hill, EIU
OG - Lee Lawrence, UTM
C - Joey Bishop, TTU
TE - Steve Farmer, TSU
QB - Tony Romo, EIU
RB - C.J. Hudson, EIU
RB - J.R. Taylor, EIU
WR - C.J. Johnson, TSU
WR - Willie Ponder, SEMO
K - Shane Andrus, MUR
RS - Curtis Cooper, SEMO

FIRST TEAM DEFENSE

DL - Marcus Adams, EIU
DL - D.J. Bleisath, TTU
DL - Chris Minter, EIU
DL - Nick Stamper, UTM
LB - Fred Miller, EIU
LB - Walter Reese, TSU
LB - Nick Ricks, EIU
DB - Jeremiah Bell, EIU
DB - Jameel Brown, TTU
DB - Marquis Stephens, TSU
DB - Courtney Young, EIU
P - Bill Besenhofer, EIU

SECOND TEAM OFFENSE

OT - Dan Connolly, SEMO
OT - Clint Parker, MUR
OG - Eugene Amano, SEMO
OG - Lawrence Smith, TSU
C - Scott Sholl, EIU
TE - Scott Gilkey, EIU
QB - Grant Swallows, TTU
RB - Curtis Cooper, SEMO
RB - Andre Raymond, EIU
WR - Patrick Jenkins, TSU
WR - Derek Lee, TTU
K - David Collett, TTU
RS - Andre Raymond, EIU

SECOND TEAM DEFENSE

DL - James Bridges, MUR
DL - James Jennette, SEMO
DL - Ed Johnson, MUR

DL - Danny Roberson, TTU
DL - Desmond Scantling, TSU
LB - Jermaine Beale, TSU
LB - Tim Gibbens, EIU
LB - Corey Mathis, SEMO
DB - Prince Anderson, SEMO
DB - Jeremy Davis, MUR
DB - Eric Joyce, TSU
DB - Eric Sims, EIU
DB - Vincent Thomas, UTM
P - Kyle East, SEMO

2002

FIRST TEAM OFFENSE

OT - Mike Bujnak, EIU
OT - Clint Parker, MUR
OG - Kevin Hill, EIU
OG - Larry Turner, EIU
C - Scott Sholl, EIU
TE - Nick Eller, EIU
QB - Tony Romo, EIU
RB - Billy Blanchard, MUR
RB - J.R. Taylor, EIU
WR - Deandre Green, SEMO
WR - Willie Ponder, SEMO
PK - Shane Andrus, MUR
RS - Andre Raymond, EIU

FIRST TEAM DEFENSE

DL - Marcus Adams, EIU
DL - D.J. Bleisath, TTU
DL - Nick Hill, EIU
DL - James Jennette, SEMO
LB - Jermaine Beale, TSU
LB - Nick Ricks, EIU
LB - Justin Rivers, EIU
DB - Perez Boyd, UTM
DB - Scott Cunningham, TSU
DB - Deon Giddens, TSU
DB - Sunsett Graham, EIU
P - Brian Bivens, MUR

SECOND TEAM OFFENSE

OT - Frank Castagnoli, EIU
OT - Dan Connolly, SEMO
OG - Dan Bieg, SEMO
OG - Chris Rosenlund, EIU
C - Eugene Amano, SEMO
TE - Steve Farmer, TSU
QB - Jack Tomcv, SEMO
RB - C.J. Hudson, EIU
RB - Corey Kinsey, SEMO
WR - C.J. Johnson, TSU
WR - Andre Raymond, EIU
K - Joey Hudak, TSU
RS - Carlos Wright, TSU

SECOND TEAM DEFENSE

DL - Clint Alexander, EIU
DL - Chad Dewberry, EIU
DL - Ryan Roth, SEMO
DL - John Ruff, TTU
LB - Ricky Farmer, SEMO
LB - Fred Miller, EIU
LB - Bobby Sanders, MUR
LB - Daniel Wentzel, TTU
DB - Obino Coley, EIU
DB - Mandrell McGregory, MUR
DB - Dimitri Patterson, SEMO
DB - Marco Tipton, SEMO
DB - Demetrick Westbrook, MUR
P - Phil Kuhl, EIU

2003

FIRST TEAM OFFENSE

QB - Ray Nelson, SAM
RB - Charles Anthony, TSU
RB - Kory Chapman, JSU
WR - Efre Hill, SAM
WR - C.J. Johnson, TSU
TE - Ray Goodson, SEMO
C - Larry Turner, EIU
OG - Dan Bieg, SEMO
OG - Burt Shurette, TTU
OT - Frank Castagnoli, EIU
OT - Levett Jones, JSU
PK - Derek Kutz, SEMO
RS - Allen Evans, EIU

FIRST TEAM DEFENSE

DL - Chad Dewberry, EIU
DL - Ryan Roth, SEMO
DL - Paul Thomas, TSU
DL - Marcus White, MUR
LB - Ricky Farmer, SEMO
LB - Nick Ricks, EIU
LB - Justin Rivers, EIU
LB - Daniel Wentzel, TTU
LB - Donnell Allison, EIU
DB - Scott Cunningham, TSU
DB - Cortland Finnegan, SAM
DB - Dimitri Patterson, SEMO
P - Richie Rhodes, JSU

SECOND TEAM OFFENSE

QB - Matt Guice, EIU
RB - Jason Ballard, TTU

RB - Terry Ennis, EIU
WR - Deandre Green, MUR
WR - Andre Ralston, EIU
TE - Nick Eller, EIU
C - Eugene Amano, SEMO
OG - Will Heineman, EIU
OG - Justin Meyer, SEMO
OT - Dan Connolly, SEMO
OT - Frank Omiyale, TTU
PK - Jesse Ohliger, MUR
RS - Cortland Finnegan, SAM

SECOND TEAM DEFENSE

DL - Mike Dunn, EIU
DL - Kory Lothe, EIU
DL - Marcus Lorick, EIU
DL - Mark Tibbs, JSU
DL - Darold Williams, SAM
LB - Jonathan Crutcher, JSU
LB - James Dumervil, TSU
LB - Fred Miller, EIU
DB - Laroni Gallishaw, MUR
DB - Deon Giddens, TSU
DB - Michael Hanley, MUR
DB - Ahmed Safeullah, TSU
P - David Simonhoff, SEMO

2004

FIRST TEAM OFFENSE

QB - Ray Nelson, SAM
RB - Charles Anthony, TSU
RB - Oscar Bonds, JSU
WR - Efre Hill, SAM
WR - Ryan Voss, EIU
TE - Ray Goodson, SEMO
C - John Pettus, JSU
OG - Dan Bieg, SEMO
OG - Rod Olds, JSU
OT - Justin Ard, MUR
OT - Frank Omiyale, TTU
K - Josh Foster, TTU
RS - Craig Agee, JSU

FIRST TEAM DEFENSE

DL - Chad Dewberry, EIU
DL - Marcus Lorick, EIU
DL - Yusuf Sharif, TTU
DL - Paul Thomas, TSU
LB - Jamarr Day, EIU
LB - Jerome Jones, EIU
LB - Justin Rivers, EIU
DB - Cortland Finnegan, SAM
DB - Russell Green, JSU
DB - Brandon Shelby, TTU
DB - Pierre Wright, EIU
P - David Simonhoff, SEMO

SECOND TEAM OFFENSE

QB - Andrew Goodenough, SEMO
QB - Matt Schabert, EIU
RB - Donald Chapman, UTM
RB - C.J. Hudson, EIU
WR - Andre Ralston, EIU
WR - Taurean Stephens, UTM
TE - Patrick Bugg, EIU
C - Pascal Matla, EIU
OG - Eugene Russell, MUR
OG - Steve Sobolewski, EIU
OT - Dan Connolly, SEMO
OT - Sean Dumford, EIU
K - Derek Kutz, SEMO
RS - Kyle Barber, EIU

SECOND TEAM DEFENSE

DL - Almonte Duncan, TSU
DL - Kory Lothe, EIU
DL - Andre Plummer, UTM
DL - Marcus White, MUR
LB - Jonathan Crutcher, JSU
LB - LeMarcus Rowell, JSU
LB - Brett Vavra, TTU
DB - Ben Brown, EIU
DB - Laroni Gallishaw, MUR
DB - Russell Gambrell, UTM
DB - Onsha Whitaker, MUR
P - Richie Rhodes, JSU

2005

FIRST TEAM OFFENSE

QB - Josh Greco, EIU
RB - Clay Green, JSU
RB - Don Chapman, UTM
WR - Andre Ralston, EIU
WR - Larry Shipp, TTU
TE - Patrick Bugg, EIU
C - Rod Olds, JSU
OG - Jon Rueter, EIU
OG - Kimani Brown, JSU
OT - Eric Johnson, EIU
OT - Sean Dumford, EIU
K - Colin Schermann, SEMO
RS - Cortland Finnegan, SAM

FIRST TEAM DEFENSE

DL - Mark Cristiani, EIU
DL - Justin Komondoreas, SEMO
DL - Kory Lothe, EIU

DL - Andre Plummer, UTM
LB - Clint Sellers, EIU
LB - Brandon Rosser, EIU
LB - Wesley Holmes, TSU
DB - Tristan Burge, EIU
DB - Jamar Landrom, TSU
DB - Kenny Brown, JSU
DB - Cortland Finnegan, SAM
P - David Simonhoff, SEMO

SECOND TEAM OFFENSE

QB - Brady Wahlberg, UTM
RB - Vincent Webb, EIU
RB - Javarris Williams, UTM
WR - Taurean Stephens, UTM
WR - T.J. Milicic, SEMO
TE - Joseph Tuineau, SEMO
C - Pascal Matla, EIU
OG - Alex Atkins, UTM
OG - Shaun Sherrill, TTU
OT - Anthony Rubican, EIU
OT - Kevin Pughley, SAM
K - Josh Foster, TTU
RS - Nick Turner, MUR

SECOND TEAM DEFENSE

DL - Ernest Jones, TSU
DL - Cardius Dowell, EIU
DL - Edgar Jones, SEMO
DL - John Jackson, TTU
LB - Lucius Seymour, EIU
LB - David Gilmore, UTM
LB - Marcus Mayes, EIU
DB - Brandon Fields, TTU
DB - Tremayne Perkins, EIU
DB - Mike Miller, SEMP
DB - Haneef Haqq, JSU
P - Tom Schofield, EIU

ALL-NEWCOMER TEAM

RB - Tim Holloman, SEMO
RB - Javarris Williams, TSU
RB - Cameron Kirnes, TTU
WR - Maurice Marchman, MUR
OL - Keith Gergel, JSU
K - Zach Yates, EIU
K - Colin Schermann, SEMO
LB - Clint Sellers, EIU
LB - Greg Rolfe, TTU
DB - Darren Williams, JSU
DB - Maurice Smith, TTU

2006

FIRST TEAM OFFENSE

QB - Antonio Heffner, TSU
RB - Don Chapman, UTM
RB - Vincent Webb, EIU
WR - Micah Rucker, EIU
WR - Larry Shipp, TSU
TE - Patrick Bugg, EIU
C - Billy Krause, UTM
OG - Jon Reuter, EIU
OG - Alex Atkins, UTM
OT - Adam Hansen, UTM
OT - Anthony Rubican, EIU
K - Shannon Flemming, SAM
RS - Jessie Burton, UTM

FIRST TEAM DEFENSE

DL - Edgar Jones, SEMO
DL - Mark Cristiani, EIU
DL - Geoffrey Woods, TTU
DL - Leonard Davis, TSU
LB - Donald Thomas, EIU
LB - Lucius Seymour, EIU
LB - Adam Casper, SEMO
DB - Tristan Burge, EIU
DB - D. Rodgers-Cromartie, TSU
DB - Brandon Gathof, EIU
DB - Nikkieda Rutland, TSU
P - David Simonhoff, SEMO

SECOND TEAM OFFENSE

QB - Lee Sweeney, TTU
RB - Javarris Williams, TSU
RB - Clay Green, JSU
WR - Tauren Rhetta, JSU
WR - Jeff Moore, SAM
TE - Adam Parsill, EIU
C - Graham Lemmond, SAM
OG - Keith Gergel, JSU
OG - Cecil Newton, TSU
OT - Eric Johnson, EIU
OT - Sean Dumford, EIU
K - Taylor Brown, UTM
RS - Davin Walker, EIU

SECOND TEAM DEFENSE

DL - Greg Green, JSU
DL - Pierre Walters, EIU
DL - Nate Wilson, UTM
DL - Joel Kilpatrick, UTM
LB - Markeseo Jackson, UTM
LB - LeMarcus Rowell, JSU
LB - Brandon Rosser, EIU
DB - Kenny Brown, JSU
DB - Craig Agee, JSU
DB - Kevin Rondo, UTM

DB - Aaron Strong, TSU
P - Chris Hicks, SAM
ALL-NEWCOMER TEAM
WR - Micah Rucker, EIU
DB - Dontrelle Miller, UTM
QB - Antonio Heffner, TSU
QB - Lee Sweeney, TTU
DL - Shaun Richardson, TSU
RB - Bobby Washington, EIU
LB - Tamar Butler, MUR
QB - Cole Stinson, EIU
WR - E.J. Daniel, UTM
DT - Jeff Sobol, EIU
DB - Montae Pitts, JSU
OT - Derek Hardman, EKU
OL - Devon May, JSU

2007

FIRST TEAM OFFENSE

QB - Allan Holland, EKU
RB - Chris Fletcher, APSU
RB - Ademola Adeniji, EIU
WR - Micah Rucker, EIU
WR - Larry Shipp, TTU
TE - DeAngelo Nelson, MUR
C - Shawn Dedden, EKU
OG - Chaz Millard, EIU
OG - Bakahri Thornton, EKU
OT - Anthony Rubican, EIU
OT - Sean Dumford, EKU
K - Gavin Hallford, JSU
RS - Larry Shipp, TTU

FIRST TEAM DEFENSE

DL - Pierre Walters, EIU
DL - Chris Coy, EKU
DL - John Scott, JSU
DL - Shaun Richardson, TSU
LB - Donald Thomas, EIU
LB - Adam Casper, SEMO
LB - Josh Yarbrough, UTM
DB - Derrick Huff, EKU
DB - Brandon Gathof, EKU
DB - D. Rodgers-Cromartie, TSU
DB - Maurice Smith, TTU
P - Doug Spada, SEMO

SECOND TEAM OFFENSE

QB - Jeff Ehrhardt, MUR
RB - Bobby Washington, EIU
RB - Don Chapman, UTM
WR - Rod Harper, MUR
WR - Jeff Moore, SAM
TE - Stephen Sizemore, EKU
C - Drew Cairo-Gross, EIU
OG - Devon May, JSU
OG - Kevin Bannon, UTM
OG - Cage Major, APSU
OT - Cornelius Lewis, TSU
OT - Adam Hansen, UTM
K - Taylor Long, EKU
RS - Maurice Dupree, JSU

SECOND TEAM DEFENSE

DL - Cardius Dowell, EKU
DL - John Jackson, TTU
DL - Geoffrey Woods, TTU
DL - Ray Williams, UTM
LB - George Anderson, EKU
LB - Justin Curry, EIU
LB - Devin Phillips, JSU
DB - Rashad Haynes, EIU
DB - Ke'Andre Sams, EIU
DB - Zach Denton, EIU
DB - Derrick Parrott, MUR
P - Kevin Cook, EIU

ALL-NEWCOMER TEAM

RS/RB - Terrence Holt, APSU
P - Kevin Cook, EIU
DB - Rashad Haynes, EIU
OG - Kevin Mahoney, EIU
QB - Cedric Johnson, JSU
QB - Jeff Ehrhardt, MUR
RB - Chris Evans, SAM
OL - Thomas Gray, SAM
WR - Miles Edwards, SEMO
RB/RS - Henry Siales, TTU
QB - Cade Thompson, UTM

2008

FIRST TEAM OFFENSE

QB - Cade Thompson, UTM
RB - Travorous Bess, EIU
RB - Javaris Williams, TSU
WR - Maurice Dupree, JSU
WR - Mike Hicks, UTM
TE - Stephen Sizemore, EKU
C - Cecil Newton, TSU
OG - Chaz Millard, EIU
OG - Kevin Bannon, UTM
OT - Derek Hardman, EKU
OT - Cornelius Lewis, TSU
K - Taylor Long, EKU
RS - Terrence Holt, APSU

FIRST TEAM DEFENSE

DL - Pierre Walters, EIU
DL - Chris Coy, EIU
DL - Austen Lane, MUR
DL - Ray Williams, UTM
LB - Alexander Henderson, JSU
LB - Nathan Williams, MUR
LB - Nick Stauffer, SEMO
DB - Keviss Buckley, APSU
DB - Brandon Gathof, APSU
DB - Carnell Clark, JSU
DB - Dontrell Miller, UTM
P - Doug Spada, SEMO

SECOND TEAM OFFENSE

QB - Ryan Perrilloux, JSU
RB - Daniel Jackson, JSU
RB - Brandyn Young, UTM
WR - Derrick Townsel, MUR
WR - Walter Peoples, SEMO
TE - DeAngelo Nelson, MUR
C - Sam Reid, EIU
OG - Keith Gergel, JSU
OG - Scott Eller, TTU
OT - Dumaka Atkins, TSU
OT - Joe Gibbs, UTM
K - Gavin Hallford, JSU
RS - Maurice Dupree, JSU

SECOND TEAM DEFENSE

DL - Donovan Johnson, EIU
DL - Jeff Sobol, EIU
DL - Brandt Thomas, JSU
DL - Maurice Davis, TSU
LB - Daniel Becker, APSU
LB - Tyjuan Jones, EIU
LB - Josh Bey, UTM
DB - Zach Denton, EIU
DB - Eugene Clifford, TSU
DB - Larry Williford, TSU
DB - Maurice Smith, TTU
P - Adam Ivey, UTM

ALL-NEWCOMER TEAM

RB - Ryan White, APSU
WR - Stephon Fuqua, EKU
DB - A.J. Davis, JSU
QB - Ryan Perrilloux, JSU
LB - Phillip Klaproth, SEMO
DL - Marcus Broxie, TSU
DB - Eugene Clifford, TSU
LB - Rico Council, TSU
WR/KR - JaJuan Spillman, TSU
WR - Tim Benford, TTU
WR - Mike Hicks, UTM

2009

FIRST TEAM OFFENSE

QB - Ryan Perrilloux, JSU
RB - Ryan White, APSU
RB - Terrence Holt, APSU
WR - Tim Benford, TTU
WR - James Wilkerson, JSU
TE - DeAngelo Nelson, MUR
C - Chaz Millard, EIU
OG - Tylor Chambers, JSU
OG - Stanley Brooks, APSU
OT - Derek Hardman, EIU
OT - Joe Gibbs, UTM
K - Austin Signor, EIU
RS - Terrence Holt, APSU

FIRST TEAM DEFENSE

DL - Austen Lane, MUR
DL - Trevor Frericks, EIU
DL - Andrew Soucy, EIU
DL - Brandt Thomas, JSU
LB - Alexander Henderson, JSU
LB - Josh Bey, UTM
LB - Daniel Becker, APSU
DB - Eugene Clifford, TSU
DB - T.J. Heath, JSU
DB - Jeremy Caldwell, EIU
DB - C.J. James, EIU
P - Kienan Cullen, MUR

SECOND TEAM OFFENSE

QB - Jake Christensen, EIU
RB - Brandyn Young, UTM
RB - Mon Williams, EIU
WR - Garnett Phelps, EIU
WR - Derrick Townsel, MUR
TE - Cory Freeman, JSU
C - Reggie Wade, JSU
OG - Willie Henderson, EIU
OG - Slade Adams, TTU
OT - Chris Campbell, EIU
OT - Curt Porter, JSU
K - Kienan Cullen, MUR
RS - Derrick Townsel, MUR

SECOND TEAM DEFENSE

DL - Rocky Dee Peeler, APSU
DL - Perry Burge, EIU
DL - Chris Hall, EIU
DL - Kellen Woodard, TSU
LB - Jordan Dalrymle, EIU
LB - Tamar Butler, MUR
LB - John Jones, Jr., TSU

DB - Keviss Buckley, APSU
DB - Rashad Haynes, EIU
DB - Carnell Clark, JSU
DB - Anthony Levine, TSU
P - Doug Spada, SEMO

ALL-NEWCOMER TEAM

QB - Jake Christensen, EIU
RB - Mon Williams, EIU
QB - T.J. Pryor, EIU
WR/RS - Alan Bonner, JSU
DL - Torrey Davis, JSU
WR - Greg Smith, JSU
RB - Jamal Young, JSU
LB - Justin Woodlief, SEMO
LB - John Jones, Jr., TSU
OL - Slade Adams, TTU
DB - Caleb Mitchell, TTU
RB/RS - Jason McNair, UTM

2010

FIRST TEAM OFFENSE

QB - Matt Scheible, SEMO
RB - Henry Harris, SEMO
RB - Mike Harris, MUR
WR - Marcus Harris, MUR
WR - Tim Benford, TTU
TE - Cory Freeman, JSU
C - Sean Middleton, SEMO
OG - Bryan Curry, SEMO
OG - Frank Knights, SEMO
OT - Curt Porter, JSU
OT - Evan Conrad, SEMO
K - Kienan Cullen, MUR
RS - Terrence Holt, APSU

FIRST TEAM DEFENSE

DL - Andrew Soucy, EIU
DL - Spyros Bazigos, EIU
DL - Monte Lewis, JSU
DL - J.J. Sanchez, SEMO
LB - Nick Nasti, EIU
LB - Jordan Dalrymple, EIU
LB - Josh Bey, UTM
DB - Jeremy Caldwell, EIU
DB - Keginald Harris, JSU
DB - Tylor Brock, SEMO
DB - Eugene Clifford, TSU
P - Kevin Cook, EIU

SECOND TEAM OFFENSE

QB - Casey Brockman, MUR
RB - Terrence Holt, APSU
RB - Preston Brown, TSU
WR - Orlandus Harris, EIU
WR - Jeffrey Cameron, JSU
TE - Cody Bruns, EIU
C - Tyler Ogletree, JSU
OG - Justin Kay, JSU
OG - Alex Davis, TSU
OT - Gershon Jordan, TSU
OT - Jeremy Buchanan, UTM
K - James Escro, JSU
RS - Dontrell Johnson, MUR

SECOND TEAM DEFENSE

DL - Emory Attig, EIU
DL - Jamison Wadley, JSU
DL - Justin Hilliard, TTU
DL - Tim Cox, UTM
LB - Antonio Bonner, JSU
LB - Joshua Jackson, SEMO
LB - Justin Woodlief, SEMO
LB - Rico Council, TSU
DB - C.J. James, EIU
DB - Patrick McClellan, EIU
DB - Dontrell Johnson, MUR
DB - Kendal Harper, UTM
P - Jordan Berry, EIU

ALL-NEWCOMER TEAM

QB - Jimmy Garoppolo, EIU
P - Jordan Berry, EIU
DL - Anthony Brown, EIU
RB - Darius Barksdale, JSU
P/QB - Coty Blanchard, JSU
DL - Marquis George, JSU
WR - Arthur Brackett, MUR
RB - Mike Harris, MUR
DB/RS - Dontrell Johnson, MUR
LB - Wilson Robinson, TSU
RB - Jockues Crawford, TTU

2011

FIRST TEAM OFFENSE

QB - Casey Brockman, MUR
RB - Matt Denham, EIU
RB - Washaun Ealey, JSU
RB - Mike Harris, MUR
WR - Calvin McNair, TSU
WR - Tim Benford, TTU
TE - Kenny Jones, UTM
C - O.J. Enabosi, EIU
OG - Scott Schweitzer, TTU
OG - Michael Mancini, UTM
OT - Aaron Adams, EIU
OT - Patrick Ford, EIU

K - Cody Sandlin, UTM
RS - Jeremy Caldwell, EIU

FIRST TEAM DEFENSE

DL - Anthony Brown, EIU
DL - Emory Attig, EIU
DL - Jamison Wadley, JSU
DL - Marcus Edwards, TTU
LB - Ichiro Vance, EIU
LB - Blake Peiffer, SEMO
LB - Rico Council, TSU
DB - Amius Smith, APSU
DB - Justin Bell, EIU
DB - Joseph Wylie, TTU
DB - Richmond Tooley, TTU
P - Jordan Berry, EIU

SECOND TEAM OFFENSE

QB - Matt Scheible, SEMO
RB - Ryan White, APSU
RB - Dontey Gay, TTU
WR - Tyrone Goard, EIU
WR - Quentin Sims, UTM
TE - Von Wise, EIU
C - Sherman Carter, TSU
OG - Eric Zink, EIU
OG - Kadeem Edwards, TSU
OT - Raymond Hopson, MUR
OT - Rogers Gaines, TSU
K - Kienan Cullen, MUR
RS - Dontrell Johnson, MUR

SECOND TEAM DEFENSE

DL - Artavious Dowdell, EIU
DL - Monte Lewis, JSU
DL - Antonio Harper, TSU
DL - Travis Adkins, TTU
LB - Cory Leman, EIU
LB - Sam Small, MUR
LB - Qua Huzzie, MUR
DB - Jeremy Caldwell, EIU
DB - Patrick McClellan, EIU
DB - A.J. Davis, JSU
DB - Dontrell Johnson, MUR
DB - Will Johnson, TTU
P - Nick Campbell, TTU

ALL-NEWCOMER TEAM

LB - Kevin Hamlin, EIU
RB - Washaun Ealey, JSU
C - Max Holcombe, JSU
LB - Sam Small, MUR
LB - Qua Huzzie, MUR
WR/RS - Spencer Davis, SEMO
DB - Steven Godbolt, TSU
QB - Michael German, TSU
DB - Austin Tallant, TTU
LB - Ben Johnson, UTM
WR - Quentin Sims, UTM

2012

FIRST TEAM OFFENSE

QB - Casey Brockman, MUR
RB - Matt Denham, EIU
RB - Trabis Ward, TSU
WR - Erik Lora, EIU
WR - Quentin Sims, UTM
TE - A.C. Leonard, TSU
C - Sherman Carter, TSU
OG - Collin Seibert, EIU
OG - Kadeem Edwards, TSU
OT - Aaron Adams, EIU
OT - Rogers Gaines, TSU
K - Cameron Berra, EIU
RS - Walter Powell, MUR

FIRST TEAM DEFENSE

DL - Artavious Dowdell, EIU
DL - Robert Knowles, EIU
DL - DeMitrio Tyson, JSU
DL - Montori Hughes, UTM
LB - Anthony Brown, EIU
LB - Blake Peiffer, SEMO
LB - Ben Johnson, UTM
DB - Nick Beard, EIU
DB - Brooklyn Fox, EIU
DB - Tylor Brock, SEMO
DB - Steven Godbolt, TSU
P - Chad Zinchini, TTU

SECOND TEAM OFFENSE

QB - Jimmy Garoppolo, EIU
QB - Derek Carr, UTM
RB - Jake Walker, EIU
RB - Levi Terrell, SEMO
WR - Tyrone Goard, EIU
WR - Walter Powell, MUR
TE - Sam Hendricks, EIU
C - Kevin Kapellas, EIU
OG - Justin Meredith, EIU
OG - Tori Mobley, JSU
OT - Patrick Ford, EIU
OT - Roderick Tomlin, MUR
K - Jamin Godfrey, TSU
RS - Ladarius Vanlier, TTU
RS - Jason McNair, UTM

SECOND TEAM DEFENSE

DL - Roosevelt Holliday, EIU

DL - Pat Wertz, EIU
DL - Shawn Shupperd, EIU
DL - Antonio Harper, TSU
DL - DJ Roberts, UTM
LB - Ichiro Vance, EIU
LB - Kevin Hamlin, EIU
LB - Nick Thrasher, TSU
DB - Justin Bell, EIU
DB - Brandon Stanley, EIU
DB - Daniel Fitzpatrick, TSU
DB - Thad Williams, UTM
P - James Satterfield, UTM

ALL-NEWCOMER TEAM

RB - Reco Williams, APSU
LB - LeQuince McCall, EIU
DB - Jermaine Hough, JSU
RB - Jaamal Berry, MUR
QB - Scott Lathrop, SEMO
TE - A.C. Leonard, TSU
TE - Joe Bowens, TSU
WR - Da'Rick Rogers, TTU
RS/RB - Ladarius Vanlier, TTU
P - Chad Zinchini, TTU
WR - Jeremy Butler, UTM

2013

FIRST TEAM OFFENSE

QB - Jimmy Garoppolo, EIU
RB - DaMarcus James, JSU
RB - Shepard Little, EIU
WR - Erik Lora, EIU
WR - Walter Powell, MUR
TE - Jeff LePak, EIU
C - Max Holcombe, JSU
OG - Collin Seibert, EIU
OG - Kadeem Edwards, TSU
OT - Dominic Pagliara, EIU
OT - Wesley Sherrill, TTU
K - Griffin Thomas, JSU
RS - Walter Powell, MUR

FIRST TEAM DEFENSE

DL - Anthony Bass, TSU
DL - Pat Wertz, EIU
DL - Antonio Harper, TSU
DL - DJ Roberts, UTM
LB - Nick Thrasher, TSU
LB - Ben Johnson, UTM
LB - Tony Bell, UTM
DB - Daniel Fitzpatrick, TSU
DB - Jourdan Wickliffe, EIU
DB - Pierre Warren, JSU
DB - Nick Beard, EIU
P - Chad Zinchini, TTU

SECOND TEAM OFFENSE

QB - Max Shortell, JSU
QB - Ronald Butler, TSU
RB - Tim Broughton, TSU
RB - DJ McNeil, UTM
RB - Taylor Duncan, MUR
WR - Jeremy Butler, UTM
WR - Adam Drake, EIU
TE - A.C. Leonard, TSU
C - Nick Borre, EIU
OG - Justin Meredith, EIU
OG - Travon Carter, EIU
OT - Charles Sweeton, UTM
OT - Robert Myers, TSU
K - Jamin Godfrey, TSU
RS - Shepard Little, EIU

SECOND TEAM DEFENSE

DL - Dino Fanti, EIU
DL - Anthony Brown, EIU
DL - Caleb Lawrence, JSU
DL - Malcolm Mitchell, TTU
LB - Ichiro Vance, EIU
LB - Robert Haynes, EIU
LB - Tra'Darius Goff, TTU
DB - J'Vontez Blackmon, UTM
DB - Brandon Wicks, MUR
DB - David Van Dyke, TSU
DB - Marty Jones, TTU
P - Jordan Berry, EIU

ALL-NEWCOMER TEAM

TE - Jeff LePak, EIU
RB/RS - Shepard Little, EIU
OL - Jimmy Lowery, EIU
WR - Devin Borders, EIU
WR - Josh Barge, JSU
QB - Max Shortell, JSU
DE - Chris Landrum, JSU
QB - Maikhail Miller, MUR
DT - Austin Black, SEMO
CB/RS - De'Ante Saunders, TSU
QB - Ronald Butler, TSU
QB - Dylan Favre, UTM

OVC PLAYERS OF THE YEAR

OFFENSE

YEAR	PLAYER	SCHOOL
1963	Jim Baker, QB	East Tennessee
1964	Carlton Flatt, QB	Austin Peay
1965	Teddy Morris, QB	Middle Tennessee
1966	Tommie Gray, HB	Morehead State
1967	Dickie Moore, HB	Western Kentucky
1968	Larry Tillman, QB	Murray State
1969	Larry Schreiber, HB	Tennessee Tech
1970	Larry Graham, QB	East Tennessee
1971	Rick Fisher, TB	Murray State
1972	George Greenfield, RB	Murray State
1973	Alan Chadwick, QB	East Tennessee
1974	Everett Talbert, RB	Eastern Kentucky
1975	Mike Moore, FB	Middle Tennessee
1976	Ernie House, QB	Eastern Kentucky
	Everett Talbert, RB	Eastern Kentucky
1977	Phil Simms, QB	Morehead State
1978	Danny Johnson, RB	Murray State
1979	John Hall, QB	Western Kentucky
1980	Sonny Defilippis, QB	Austin Peay
1981	Gino Gibbs, QB	Murray State
1982	Steve Bird, WR **	Eastern Kentucky
1983	James Black, RB	Akron
1984	Vince Hall, TB	Middle Tennessee
1985	Marvin Collier, QB	Middle Tennessee
1986	Mike Clark, TB	Akron
1987	Trenton Lykes, QB	Youngstown State
1988	Elroy Harris, TB	Eastern Kentucky
1989	Michael Proctor, QB	Murray State
1990	Joe Campbell, TB	Middle Tennessee
1991	Markus Thomas, TB	Eastern Kentucky
1992	Markus Thomas, TB **	Eastern Kentucky
1993	Kippy Bayless, TB	Middle Tennessee
1994	Kippy Bayless, TB	Middle Tennessee
1995	Derrick Cullors, TB	Murray State
1996	Mike Cherry, QB	Murray State
1997	Tyrone Butterfield, WR	Tennessee State
	Simon Fuentes, QB	Eastern Kentucky
1998	Leon Murray, QB	Tennessee State
1999	Justin Fuente, QB	Murray State
2000	Tony Romo, QB	Eastern Illinois
2001	Tony Romo, QB	Eastern Illinois
2002	Tony Romo, QB	Eastern Illinois
2003	Efrem Hill, WR **	Samford
2004	Charles Anthony, RB **	Tennessee State
2005	Josh Greco, QB	Eastern Kentucky
2006	Vincent Webb, RB	Eastern Illinois
	Don Chapman, RB	UT Martin
2007	Allan Holland, QB	Eastern Kentucky
2008	Javarris Williams, RB	Tennessee State
2009	Ryan Perrilloux, QB	Jacksonville State
2010	Henry Harris, RB	Southeast Missouri
2011	Tim Benford, WR	Tennessee Tech
2012	Erik Lora, WR **	Eastern Illinois
2013	Jimmy Garoppolo, QB **	Eastern Illinois


DEFENSE

YEAR	PLAYER	SCHOOL
1963	John Mutchler, DE	Western Kentucky
1964	John Wheeler, NG	Murray State
1965	Keith Atchley, NG	Middle Tennessee
1966	Buddy Pfaadt, DB	Eastern Kentucky
1967	Ron Overbay, DB	East Tennessee
1968	Ron Overbay, DB	East Tennessee
1969	Lawrence Brame, DE	Western Kentucky
1970	Lawrence Brame, DE	Western Kentucky
1971	Jim Youngblood, LB	Tennessee Tech
1972	Jim Youngblood, LB	Tennessee Tech
1973	Lonnie Schuster, DT	Western Kentucky
1974	Virgil Livers, DB	Western Kentucky
1975	Rick Green, LB	Western Kentucky
1976	Biff Madon, LB	Western Kentucky
1977	Bob Bible, LB	Austin Peay
1978	Mike Betts, DB	Austin Peay
1979	Terry Love, DB	Murray State
1980	George Floyd, DB	Eastern Kentucky
1981	George Floyd, DB **	Eastern Kentucky
1982	Dennis Mix, DE	Middle Tennessee
1983	Dave Arango, DL	Akron
1984	Fred Harvey, LB	Eastern Kentucky
1985	Don Griffin, DB **	Middle Tennessee
1986	Fred Harvey, LB **	Eastern Kentucky
1987	Aaron Jones, DL	Eastern Kentucky
	Paul Solis, LB	Youngstown State
1988	Don Thomas, LB	Middle Tennessee
1989	Anthony Coleman, LB	Middle Tennessee
1990	Marty Carter, DB	Middle Tennessee
1991	David Wilkins, DE	Eastern Kentucky
1992	Mike Caldwell, LB	Middle Tennessee
1993	Chad Bratzke, DE	Eastern Kentucky
1994	Doug Berg, DL	Southeast Missouri
1995	William Hampton, DB	Murray State
1996	Tony McCombs, LB	Eastern Kentucky
1997	Angel Rubio, DL	Southeast Missouri
1998	Branon Vaughn, DE	Tennessee Tech
1999	Lamar Carter, DE	Tennessee State
2000	Chad Evitts, LB	Tennessee Tech
2001	Yeremiah Bell, DB	Eastern Kentucky
2002	Nick Ricks, LB	Eastern Illinois
2003	Cortland Finnegan, DB	Samford
2004	Justen Rivers, LB	Eastern Kentucky
2005	Clint Sellers, LB	Eastern Illinois
2006	Donald Thomas, LB	Eastern Illinois
2007	Derrick Huff, DB	Eastern Kentucky
2008	Nathan Williams, LB	Murray State
2009	Austen Lane, DL	Murray State
2010	Andrew Soucy, DL	Eastern Kentucky
2011	Rico Council, LB	Tennessee State
2012	Blake Peiffer, LB	Southeast Missouri
2013	Anthony Bass, DE	Tennessee State

** Indicates player went on to win OVC Male Athlete of the Year Award (all sports) that year; ECU's Chris Sullivan also won that award in 1984-85

OVC COACHES OF THE YEAR

<u>YEAR</u>	<u>COACH. SCHOOL</u>	<u>YEAR</u>	<u>COACH. SCHOOL</u>
1963	Nick Denes, Western Kentucky	1989	Boots Donnelly, Middle Tennessee
1964	Bill Dupes, Austin Peay	1990	Roy Kidd, Eastern Kentucky
1965	Charles Murphy, Middle Tennessee		Cole Proctor, Morehead State
1966	Guy Penny, Morehead State		Joe Gilliam, Tennessee State
1967	Roy Kidd, Eastern Kentucky	1991	Roy Kidd, Eastern Kentucky
1968	Bill Furgerson, Murray State	1992	Jim Ragland, Tennessee Tech
1969	John Bell, East Tennessee	1993	Jim Ragland, Tennessee Tech
1970	Bill Peck, Middle Tennessee	1994	John Mumford, Southeast Missouri
1971	Don Wade, Tennessee Tech	1995	Houston Nutt, Murray State
1972	Don Wade, Tennessee Tech	1996	Houston Nutt, Murray State
1973	Jimmy Feix, Western Kentucky	1997	Roy Kidd, Eastern Kentucky
1974	Roy Kidd, Eastern Kentucky	1998	L.C. Cole, Tennessee State
1975	Don Wade, Tennessee Tech	1999	L.C. Cole, Tennessee State
1976	Roy Kidd, Eastern Kentucky	2000	Jack Harbaugh, Western Kentucky
1977	Boots Donnelly, Austin Peay	2001	Bob Spoo, Eastern Illinois
1978	Jimmy Feix, Western Kentucky	2002	Tim Billings, Southeast Missouri
1979	Mike Gottfried, Murray State	2003	Bill Gray, Samford
1980	Jimmy Feix, Western Kentucky	2004	Jack Crowe, Jacksonville State
1981	Roy Kidd, Eastern Kentucky	2005	Bob Spoo, Eastern Illinois
1982	Roy Kidd, Eastern Kentucky	2006	Jason Simpson, UT Martin
	Jim Dennison, Akron	2007	Danny Hope, Eastern Kentucky
1983	Roy Kidd, Eastern Kentucky	2008	Dean Hood, Eastern Kentucky
	Boots Donnelly, Middle Tennessee	2009	Bob Spoo, Eastern Illinois
1984	Bill Narduzzi, Youngstown State	2010	Tony Samuel, Southeast Missouri
1985	Boots Donnelly, Middle Tennessee	2011	Watson Brown, Tennessee Tech
1986	Bill Baldrige, Morehead State	2012	Dino Babers, Eastern Illinois
1987	Jim Tressel, Youngstown State	2013	Dino Babers, Eastern Illinois
1988	Roy Kidd, Eastern Kentucky		



In 2003, the OVC's Coach of the Year award was renamed the Roy Kidd Coach of the Year Award after the Eastern Kentucky legend who won the award 10 times during his career. He is pictured here with former ECU QB Ernie House.

MOST COACH OF THE YEAR AWARDS

<u>Coach. School</u>	<u>Awards</u>
Roy Kidd, Eastern Kentucky	10
Boots Donnelly, APSU/MTSU	4
Jimmy Feix, Western Kentucky	3
Bob Spoo, Eastern Illinois	3
Don Wade, Tennessee Tech	3

OVC FRESHMAN OF THE YEAR

<u>YEAR</u>	<u>COACH</u>	<u>SCHOOL</u>
2004	Don Chapman, RB	UT Martin
2005	Javaris Williams, RB	Tennessee State
2006	Lee Sweeney, QB	Tennessee Tech
2007	Jeff Ehrhardt, QB	Murray State
2008	Tim Benford, WR	Tennessee Tech
2009	T.J. Pryor, QB	Eastern Kentucky
2010	Coty Blanchard, P/QB	Jacksonville State
2011	Michael German, QB	Tennessee State
2012	Scott Lathrop, QB	Southeast Missouri
2013	Devin Borders, WR	Eastern Kentucky



Devin Borders caught a team-best 34 passes for 509 yards and six touchdowns a season ago and on special teams blocked five kicks, the most by a single player in the FCS in 2013 (and more than 102 teams blocked during the season).



ALL-TIME OVC FIRST-TEAM ALL-AMERICANS

AKRON

Brad Reese, LB - 1980, 1981
Wayne Grant, DL - 1985
Mike Clark, RB - 1986

AUSTIN PEAY

L.E. Oakley, E - 1950
Jack Bushofsky, G - 1960
Tim Chilcutt, HB - 1965
John Ogles, FB - 1966
Harold Roberts, E - 1970
Bob Bible, LB - 1977
Mike Betts, DB - 1978
Brett Williams, DE - 1980
Charles Tucker, OT - 1982
Richard Darden, DE - 1992

EAST TENNESSEE

Ron Overbay, DB - 1968
William Casey, DB - 1970

EASTERN ILLINOIS

Kevin Hill, OL - 2002
Nick Ricks, LB - 2002
Tony Romo, QB - 2002
J.R. Taylor, RB - 2002
Clint Sellers, LB - 2005
Tristan Burge, S - 2006
Donald Thomas, LB - 2006
Erik Lora, WR - 2012, 2013
Jimmy Garoppolo, QB - 2013
Collin Seibert, OL - 2013

EASTERN KENTUCKY

Don Daly, HB - 1952
Roy Kidd, QB - 1953
Jimmy Chittum, HB - 1963
Buddy Pfaadt, S - 1966
Aaron Marsh, SE - 1967
Jim Guice, QB - 1968
Fred Troike, OG - 1968
Teddy Taylor, NG - 1969
Everett Talbert, TB - 1974
Junior Hardin, LB - 1975
Roosevelt Kelly, C - 1976
Bob McIntyre, LB - 1979
George Floyd, ROV - 1980, 1981
Kevin Greve, OG - 1981
Steve Bird, SE - 1982
Chris Sullivan, C - 1983, 1984
Joe Spadafino, OG - 1985
Fred Harvey, LB - 1986
Aaron Jones, DT - 1987
Elroy Harris, TB - 1988
Jessie Small, DE - 1988
Al Jacevicius, OT - 1989, 1990
Carl Satterly, DT - 1991
Ernest Thompson, DL - 1991
Markus Thomas, TB - 1992
Chad Bratzke, DE - 1993
James Hand, OG - 1994, 1995
Marc Collins, P - 1995
Tony McCombs, LB - 1996
Chris Guyton, DB - 1997
Tyrone Hopson, OT - 1998
Alex Bannister, WR - 2000
Yeremiah Bell, DB - 2001

Pierre Wright, DB - 2004
Patrick Bugg, TE - 2005
Derrick Huff, DB - 2007
Taylor Long, K - 2008
Derek Hardman, OL - 2009

JACKSONVILLE STATE

Curt Porter, OL - 2010
Griffin Thomas, K - 2013

MIDDLE TENNESSEE

Terry Sweeney, FB - 1956
Ralph Massey, T - 1957
G.E. McCormack, E - 1957
Jerry Hurst, E - 1957
George Dykes, E - 1963
Jimbo Pearson, HB - 1964
Keith Atchley, G - 1965
Mike Moore, FB - 1976
Roger Carroll, OG - 1983
Kelly Potter, PK - 1984
Don Griffin, DB - 1985
Don Thomas, LB - 1988
Joe Campbell, RB - 1990, 1991
Steve McAdoo, OT - 1991, 1992
Patrick Hicks, OT - 1993
Nathanial Claybrooks, LB - 1995

MOREHEAD STATE

Dave Haverdick, T - 1969
John Christopher, P - 1982
Billy Poe, G - 1986

MURRAY STATE

Al Giordana, G/LB - 1955
Gary Foltz, E - 1962
Don Clayton, TB - 1973
Eddie McFarland, DB - 1977
Terry Love, DB - 1979
Charley Wiles, G - 1986
Derrick Cullors, RB - 1995
William Hampton, DB - 1995, 1996
Shane Andrus, PK - 2001
Nathan Williams, LB - 2008
Austen Lane, DL - 2009
Walter Powell, WR/RS - 2012

SAMFORD

Efrem Hill, WR - 2003

SOUTHEAST MISSOURI

Doug Berg, DL - 1994
Frank Russell, DB - 1995
Angel Rubio, DL - 1997
Willie Ponder, WR - 2002
Eugene Amano, OL - 2004
Edgar Jones, DL - 2006
David Simonhoff, P - 2006
Doug Spada, P - 2008
Henry Harris, RB - 2010
Sean Middleton, OL - 2010
Brandon Gabbard, LS - 2012

TENNESSEE STATE

Colin Godfrey, P - 1990
Brent Alexander, DB - 1993
Bennie Anderson, OL - 1999
Charles Anthony, RB - 2003

Lamar Carter, DL - 1999
Avion Black, KR/PR - 1999
Charles Anthony, RB - 2003
Charles Anthony, RB - 2004
Dominique Rodgers-Cromartie, DB - 2006, 2007
Cornelius Lewis, OL - 2008
Javarris Williams, RB - 2008
Eugene Clifford, DB - 2010
A.C. Leonard, TE - 2012
Rogers Gaines, OL - 2012
Daniel Fitzpatrick, DB - 2013
Kadeem Edwards, OL - 2013

TENNESSEE TECH

Tom Fann, T - 1952
Tommy Fackler, E - 1959, 1960
Dave Baxter, T - 1961
Larry Schreiber, B - 1969
Jim Youngblood, LB - 1971, 1972
Elois Grooms, DE - 1974
Ed Burns, OT - 1976
Wayne Anderson, PK - 1980
Ryan Weeks, PK - 1989
Robert Taylor, CB - 1996
Branon Vaughn, DE - 1999
D.J. Bleisath, DL - 2001
Chad Zinchini, P - 2013

UT MARTIN

Dontrell Miller, DB - 2008
CJ Estelle, RS - 2011
Montori Hughes, DL - 2012

WESTERN KENTUCKY

Jimmy Feix, QB - 1952
Jim Hardin, G - 1957
John Mutchler, E - 1963
Dale Lindsey, LB - 1964
Lawrence Brame, DE - 1970
Jim Barber, LB (Academic) - 1971
Virgil Livers, DB - 1974
John Bushong, DT - 1974
Dave Carter, C - 1976
Chip Carpenter, G - 1977
Pete Walters, G - 1980
Tim Ford, DE - 1980
Donnie Evans, DE - 1981
Patrick Goodman, C - 1999
Melvin Wisham, LB - 2000
Bobby Sippio, DB - 2000

YOUNGSTOWN STATE

Paris Wicks, RB - 1981, 1982

Lists includes players named first-team All-Americans by the Associated Press, AFCA, Phil Steele, Sports Network and Walter Camp organizations.

OVC RECORD BOOK - INDIVIDUALS

Note: Prior to 2002, the NCAA only recognized regular-season games for records-keeping purposes. Beginning in 2002, all postseason games are now included in league and NCAA records. FCS/I-AA playoff games prior to 2002 still are not factored into league or NCAA records.

TOTAL OFFENSE

MOST ATTEMPTS

GAME: 83 - Josh Greco, Eastern Kentucky vs. Eastern Illinois (2005)
83 - Brady Wahlberg, UT Martin vs. Jacksonville State (2003)
SEASON: 638 - Jimmy Garoppolo, Eastern Illinois (2013)
CAREER: 1,928 - Jimmy Garoppolo, Eastern Illinois (2010-13)

MOST YARDS

GAME: 610 - Casey Brockman, Murray State vs. Tennessee State (2011)
SEASON: 5,112 - Jimmy Garoppolo, Eastern Illinois (2013)
CAREER: 13,089 - Jimmy Garoppolo, Eastern Illinois (2010-13)

RUSHING

MOST ATTEMPTS

GAME: 52 - James Black, Akron vs. Austin Peay (1983)
SEASON: 351 - James Black, Akron (1983)
CAREER: 1,046 - Don Chapman, UT Martin (2004-07)

MOST YARDS

GAME: 310 - Steve Chaney, Murray State vs. Austin Peay (2005)
SEASON: 1,786 - Mike Clark, Akron (1986)
CAREER: 5,149 - Markus Thomas, Eastern Kentucky (1989-92)

MOST YARDS PER CARRY

GAME (min. 5 att.): 20.7 - Tim Lester, Eastern Kentucky vs. Austin Peay (1988)
SEASON (min. 50 att.): 9.1 - Ray Purvis, Middle Tennessee (1959)
CAREER (min. 400 att.): 6.57 - Markus Thomas, Eastern Kentucky (1989-92)

MOST TOUCHDOWNS

GAME: 5 - DaMarcus James, Jacksonville State vs. Austin Peay (2013)
5 - Derek White, Tennessee Tech vs. Concordia (Ala.) (2007)
5 - Daniel Williams, Austin Peay vs. UT Martin (1996)
5 - Paris Wicks, Youngstown State vs. Northern Iowa (1981)
SEASON: 29 - DaMarcus James, Jacksonville State (2013)
CAREER: 55 - Charles Anthony, Tennessee State (2001-04)

LONGEST RUN: 99 yds. - Bobby Washington, Eastern Ky. vs. Murray St. (2007)
99 yds. - Leon Washington, SE Missouri vs. Tennessee State (2013)

CONSECUTIVE 1,000-YARD SEASONS: 4 - Don Chapman, UT Martin (2004-07)



Eastern Kentucky running back Markus Thomas finished his career (1989-92) as the OVC's all-time leading rusher (5,149 yards) and scorer (322 points).

TOTAL OFFENSE (SEASON)

<u>YEAR</u>	<u>PLAYER</u>	<u>YARDS</u>
2013	Jimmy Garoppolo (Eastern Illinois)	5,112
2012	Jimmy Garoppolo (Eastern Illinois)	3,823
2012	Casey Brockman (Murray State)	3,802
2004	Ray Nelson (Samford)	3,606
2011	Casey Brockman (Murray State)	3,487
1999	Justin Fuente (Murray State)	3,407
2012	Derek Carr (UT Martin)	3,269
1989	Michael Proctor (Murray State)	3,263
2002	Tony Romo (Eastern Illinois)	3,149
2003	Ray Nelson (Samford)	3,140

TOTAL OFFENSE (CAREER)

<u>YEARS</u>	<u>PLAYER</u>	<u>YARDS</u>
2010-13	Jimmy Garoppolo (Eastern Illinois)	13,089
2009-12	Casey Brockman (Murray State)	10,502
1986-89	Michael Proctor (Murray State)	9,886
1987-90	Chris Swartz (Morehead State)	8,648
2009-12	Derek Carr (UT Martin)	8,484
2009-12	T.J. Pryor (Eastern Kentucky)	8,341
1999-02	Tony Romo (Eastern Illinois)	8,059
2000-03	Stewart Childress (Murray State)	7,803
2008-11	Matt Scheible (Southeast Missouri)	7,436
2002-05	Brady Wahlberg (UT Martin)	7,387

ALL-PURPOSE (SEASON)

<u>YEARS</u>	<u>PLAYER</u>	<u>YDS</u>
2010	Henry Harris (Southeast Missouri)	2,609
2009	Terrence Holt (Austin Peay)	2,373
1995	Derrick Cullors (Murray State)	2,369
2002	Andre Raymond (Eastern Illinois)	2,268
2013	Shepard Little (Eastern Illinois)	2,192
2002	Jay Bailey (Austin Peay)	2,153
2001	Curtis Cooper (Southeast Missouri)	2,127
2012	Walter Powell (Murray State)	2,123
2010	Terrence Holt (Austin Peay)	2,049
2005	Clay Green (Jacksonville State)	2,048

RUSHING (SEASON)

<u>YEAR</u>	<u>PLAYER</u>	<u>ATT</u>	<u>YDS</u>	<u>YDS/GM</u>
1986	Mike Clark (AKR)	245	1,786	162.4
1995	Derrick Cullors (MUR)	269	1,765	160.5
2004	Charles Anthony (TSU)	306	1,739	158.1
2010	Henry Harris (SEMO)	305	1,735	144.6
2003	Charles Anthony (TSU)	322	1,708	142.3
1989	Markus Thomas (EKU)	232	1,620	147.3
2011	Matt Denham (EKU)	254	1,570	130.8
1983	James Black (AKR)	351	1,568	142.5
2013	Shepard Little (EIU)	216	1,548	110.6
1988	Elroy Harris (EKU)	277	1,543	154.3

RUSHING (CAREER)

<u>YEARS</u>	<u>PLAYER</u>	<u>ATT</u>	<u>YDS</u>	<u>TD's</u>
1989-92	Markus Thomas (EKU)	784	5,149	51
2001-04	Charles Anthony (TSU)	910	5,057	55
2004-07	Don Chapman (UTM)	1046	5,017	49
1966-69	Larry Schreiber (TTU)	877	4,421	32
2005-08	Javarris Williams (TSU)	849	4,329	42
1984-86	Mike Clark (AKR)	804	4,257	24
2003-06	Vincent Webb (EIU)	869	4,233	43
2001-04	C.J. Hudson (EKU)	846	4,149	42
1968-71	Jimmie Brooks (EKU)	920	3,842	32
1985-88	Elroy Harris (EKU)	648	3,829	47

PASSING

MOST ATTEMPTS

GAME: 71 - Josh Greco, Eastern Kentucky vs. Eastern Illinois (2005)
SEASON: 568 - Jimmy Garoppolo, Eastern Illinois (2013)
CAREER: 1,668 - Jimmy Garoppolo, Eastern Illinois (2010-13)

MOST COMPLETIONS

GAME: 45 - Casey Brockman, Murray State vs. Tennessee State (2011)
 45 - Casey Brockman vs. UT Martin (2012)
SEASON: 375 - Jimmy Garoppolo, Eastern Illinois (2013)
CAREER: 1,047 - Jimmy Garoppolo, Eastern Illinois (2010-13)

MOST YARDS

GAME: 600 - Casey Brockman, Murray State vs. Tennessee State (2011)
SEASON: 5,050 - Jimmy Garoppolo, Eastern Illinois (2013)
CAREER: 13,156 - Jimmy Garoppolo, Eastern Illinois (2010-13)

HIGHEST COMPLETION PERCENTAGE

GAME: 100% (16-of-16) - Tony Romo, Eastern Illinois vs. Indiana St. (2001)
SEASON: 69.4% (359-of-517) - Casey Brockman, Murray State (2012)
CAREER: 67.1% (331-of-493) - Mike Simpson, Eastern Illinois (1996-97)

MOST TOUCHDOWNS

GAME: 8 - Casey Brockman, Murray State (2012)
SEASON: 53 - Jimmy Garoppolo, Eastern Illinois (2013)
CAREER: 118 - Jimmy Garoppolo, Eastern Illinois (2010-13)

LONGEST COMPLETION

99 yds. - Riley Walker to Fred Burnette, Tennessee St. vs. Jacksonville St. (2004)

MOST CONSECUTIVE COMPLETIONS (GAME)

19 - Butch Mosby, Murray State vs. UT Martin (1993)

MOST TWO-POINT CONVERSION PASSES COMPLETIONS (GAME)

3 - Billy Walker, Middle Tennessee vs. UT Martin (1967)

MOST PASSING YARDS IN A HALF (GAME)

422 - Casey Brockman, Murray State vs. Tennessee State (2011) (*NCAA Record*)



Jimmy Garoppolo shattered nearly every OVC quarterback record when he completed his career in 2013. The Walter Payton Award winner holds the OVC career total offense, passing yards and passing touchdown records.

PASSING YARDS (SEASON)

YEAR	PLAYER	ATT	COMP	YDS
2013	Jimmy Garoppolo (Eastern Illinois)	568	375	5,050
2012	Jimmy Garoppolo (Eastern Illinois)	540	331	3,823
2012	Casey Brockman (Murray State)	517	359	3,729
1999	Justin Fuente (Murray State)	400	240	3,497
2011	Casey Brockman (Murray State)	316	477	3,276
2012	Derek Carr (UT Martin)	415	264	3,276
2002	Tony Romo (Eastern Illinois)	407	258	3,165
2002	Jack Tomco (Southeast Mo.)	372	242	3,132
1998	Leon Murray (Tennessee State)	353	183	3,002
2000	Stewart Childress (Murray State)	392	230	2,928

PASSING YARDS (CAREER)

YEARS	PLAYER	ATT	COMP	YDS
2010-13	Jimmy Garoppolo (EIU)	1,668	1,047	13,156
2009-12	Casey Brockman (MUR)	1,405	938	9,990
1987-90	Chris Swartz (MOR)	1,407	774	9,028
1986-89	Michael Proctor (MUR)	1,148	578	8,682
2009-12	Derek Carr (UTM)	1,110	665	8,428
1999-02	Tony Romo (EIU)	941	584	8,212
2000-03	Stewart Childress (MUR)	1,118	649	7,581
2009-12	T.J. Pryor (EKU)	960	540	7,300
1997-99	Leon Murray (TSU)	843	458	7,201
2006-09	Lee Sweeney (TTU)	625	1084	7,157

PASS COMPLETIONS (SEASON)

YEAR	PLAYER	COMP
2013	Jimmy Garoppolo (Eastern Illinois)	375
2012	Casey Brockman (Murray State)	359
2012	Jimmy Garoppolo (Eastern Illinois)	331
2011	Casey Brockman (Murray State)	316
2004	Andrew Goodenough (Southeast Missouri)	279
2012	Derek Carr (UT Martin)	264
2004	Ray Nelson (Samford)	258
2002	Tony Romo (Eastern Illinois)	258
2003	Ray Nelson (Samford)	242
2002	Jack Tomco (Southeast Missouri)	242

PASS COMPLETIONS (CAREER)

YEARS	PLAYER	COMP
2010-13	Jimmy Garoppolo (Eastern Illinois)	1,047
2009-12	Casey Brockman (Murray State)	938
1987-90	Chris Swartz (Morehead State)	774
2009-12	Derek Carr (UT Martin)	665
2000-03	Stewart Childress (Murray State)	649
2006-09	Lee Sweeney (Tennessee Tech)	625
1999-02	Tony Romo (Eastern Illinois)	584
2002-05	Brady Wahlberg (UT Martin)	584
2007-10	Jeff Ehrhardt (Murray State)	582
1986-89	Michael Proctor (Murray State)	578

PASSING TOUCHDOWNS (CAREER)

YEARS	PLAYER	TD'S
2010-13	Jimmy Garoppolo (Eastern Illinois)	118
1999-02	Tony Romo (Eastern Illinois)	85
2009-12	Casey Brockman (Murray State)	71
2009-12	Derek Carr (UT Martin)	69
1997-99	Leon Murray (Murray State)	56
1987-90	Chris Swartz (Morehead State)	55
1986-89	Michael Porter (Murray State)	52
2009-12	T.J. Pryor (Eastern Kentucky)	51
1998-99	Justin Fuente (Murray State)	50
2006-09	Lee Sweeney (Tennessee Tech)	49

PASSING TOUCHDOWNS (SEASON)

YEAR	PLAYER	TD'S
2013	Jimmy Garoppolo (Eastern Illinois)	53
2002	Tony Romo (Eastern Illinois)	34
2012	Jimmy Garoppolo (Eastern Illinois)	31
2012	Derek Carr (UT Martin)	31
2002	Jack Tomco (Southeast Missouri)	29
2012	Casey Brockman (Murray State)	28
2000	Tony Romo (Eastern Illinois)	27
1999	Justin Fuente (Murray State)	27
2001	Shannon Harris (Tennessee State)	26
2005	Jack Greco (Eastern Kentucky)	25
2011	Casey Brockman (Murray State)	25
2011	Derek Carr (UT Martin)	25

RECEIVING

MOST CATCHES

GAME: 21 - Erik Lora, Eastern Illinois vs. Murray State (2012)
SEASON: 136 - Erik Lora, Eastern Illinois (2012) (*NCAA Record*)
CAREER: 332 - Erik Lora, Eastern Illinois (2009-13)

MOST YARDS

GAME: 316 - Aaron Marsh, Eastern Kentucky vs. Northwood (1967)
SEASON: 1,664 - Erik Lora, Eastern Illinois (2012)
CAREER: 4,006 - Erik Lora, Eastern Illinois (2009-13)

MOST TOUCHDOWNS

GAME: 5 - Marcus Harris, Murray State vs. Missouri State (2010)
5 - Quentin Sims, UT Martin vs. Jacksonville State (2012)
5 - Alan Bonner, Jacksonville State vs. UT Martin (2012)
SEASON: 19 - Erik Lora, Eastern Illinois (2013)
CAREER: 35 - Erik Lora, Eastern Illinois (2009-13)

CONSECUTIVE GAMES WITH A CATCH

44 - Jeff Moore, Samford (2004-07 - made a catch in every career game)

SCORING

MOST POINTS

GAME: 36 - Derrick Cullors, Murray State vs. Morehead State (1995)
SEASON: 174 - DaMarcus James, Jacksonville State (2013)
CAREER: 322 - Markus Thomas, Eastern Kentucky (1989-92)

MOST TOUCHDOWNS

GAME: 6 - Derrick Cullors, Murray State vs. Morehead State (1995)
SEASON: 29 - DaMarcus James, Jacksonville State (2013)
CAREER: 54 - Markus Thomas, Eastern Kentucky (1989-92)

MOST EXTRA POINTS

GAME: 12 - Tom Hansen, UT Martin vs. Concordia (2008)
SEASON: 77 - Cameron Berra, Eastern Illinois (2013)
CAREER: 172 - Cameron Berra, Eastern Illinois (2010-13)

MOST CONSECUTIVE EXTRA POINTS

GAME: 12 - Tom Hansen, UT Martin vs. Concordia (2008)
SEASON: 56 - Chris Dill, Murray State (1995)
CAREER: 100 - Garth Petrilli, Middle Tennessee (1991-93)

MOST FIELD GOALS

GAME: 7 - Ryan Weeks, Tennessee Tech vs. Chattanooga (1989)
SEASON: 24 - Griffin Thomas, Jacksonville State (2013)
CAREER: 59 - Jamin Godfrey, Tennessee State (2010-13)

MOST POINTS SCORED BY KICKING

GAME: 22 - Ryan Weeks, Tennessee Tech vs. Chattanooga (1989)
SEASON: 134 - Griffin Thomas, Jacksonville State (2013)
CAREER: 311 - Gavin Hallford, Jacksonville State (2004-08)

MOST FG'S ATTEMPTS (CAREER)

91 - Jamin Godfrey, Tennessee State (2010-13)

LONGEST FIELD GOAL

62 yds - Paul Hickert, Murray State vs. Eastern Kentucky (1986)

MOST 2-POINT CONVERSIONS (CAREER)

8 - Bill Marston, Morehead State (1966-69)

PUNTING

MOST PUNTS

GAME: 14 - Mike Johnson, Austin Peay vs. Tennessee Tech (1971)
14 - Bubba Beasley, UT Martin vs. Eastern Kentucky (1993)
93 - John Christopher, Morehead State (1982)

BEST PUNTING AVERAGE

GAME: 59.3 - Jordan Berry, Eastern Kentucky vs. SE Missouri (2013)
SEASON: 46.0 - David Simonhoff, Southeast Missouri (2004)

LONGEST PUNT: 90 yds. - Brian Bivens, Murray St. vs. Southeast Missouri (2002)

MOST BLOCKED PUNTS (Career): 9 - Taurean Rhetta, Jacksonville St. (2004-07)

RECEPTIONS (SEASON)

<u>YEAR</u>	<u>PLAYER</u>	<u>REC</u>	<u>YDS</u>	<u>YDS/REC</u>
2012	Erik Lora (EIU)	136	1,664	11.3
2013	Erik Lora (EIU)	123	1,544	12.6
2012	Walter Powell (MUR)	94	1,213	12.9
2003	Efrem Hill (SAM)	92	1,387	15.1
2013	Jeremy Butler (UTM)	90	1,203	13.4
1967	Harvey Tanner (MUR)	88	996	11.3
2002	Willie Ponder (SEMO)	87	1,453	16.7
2012	Quentin Sims (UTM)	86	1,092	12.6
2013	Adam Drake (EIU)	85	1,305	15.4
2010	Marcus Harris (MUR)	84	1,057	12.6

RECEPTIONS (CAREER)

<u>YEAR</u>	<u>PLAYER</u>	<u>REC</u>	<u>YDS</u>	<u>YDS/REC</u>
2009-13	Erik Lora (EIU)	332	4,006	12.1
1967-70	Harold Roberts (APSU)	232	3,005	13.0
2008-11	Tim Benford (TTU)	217	3,104	14.3
2007-10	Marcus Harris (MUR)	216	2,471	11.4
2010-13	Walter Powell (MUR)	208	2,650	12.7
2003-06	Taurean Stephens (UTM)	201	2,148	10.7
2004-07	Larry Shipp (TTU)	195	2,950	15.1
2000-03	C.J. Johnson (TSU)	194	3,903	20.1
2004-07	Jeff Moore (SAM)	193	2,759	14.3
1987-90	Jerome Williams (MOR)	166	1,493	9.0

RECEIVING YARDS (SEASON)

<u>YEAR</u>	<u>PLAYER</u>	<u>REC</u>	<u>YDS</u>	<u>YDS/REC</u>
2012	Erik Lora (EIU)	136	1,664	12.2
2013	Erik Lora (EIU)	123	1,544	12.6
2002	Willie Ponder (SEMO)	87	1,453	16.7
2003	Efrem Hill (SAM)	92	1,387	15.1
2013	Adam Drake (EIU)	85	1,305	15.4
2012	Walter Powell (MUR)	94	1,213	12.9
2013	Jeremy Butler (UTM)	90	1,203	13.4
2005	Andre Ralston (EKU)	62	1,150	18.5
1998	Tyrone Butterfield (TSU)	72	1,129	15.7
2000	Alex Bannister (EKU)	71	1,122	15.8

RECEIVING YARDS (CAREER)

<u>YEAR</u>	<u>PLAYER</u>	<u>REC</u>	<u>YDS</u>	<u>YDS/REC</u>
2009-13	Erik Lora (EIU)	332	4,006	12.1
2000-03	C.J. Johnson (TSU)	194	3,903	20.1
2008-11	Tim Benford (TTU)	217	3,104	14.3
2002-05	Andre Ralston (EKU)	165	3,095	18.8
1967-70	Harold Roberts (APSU)	232	3,005	13.0
2004-07	Larry Shipp (TTU)	195	2,950	15.1
1995-98	Rondel Menendez (EKU)	145	2,902	20.0
1975-78	Craig Rolle (TTU)	146	2,813	19.3
2004-07	Jeff Moore (SAM)	193	2,759	14.3
2010-13	Walter Powell (MUR)	208	2,650	12.7

KICKOFF RETURNS

MOST RETURNS

GAME: 11 - Ladarius Vanlier, Tennessee Tech vs. Murray State (2012)
SEASON: 52 - Terrence Holt, Austin Peay (2008)
CAREER: 191 - Terrence Holt, Austin Peay (2007-10) (*NCAA Record*)

MOST YARDS

GAME: 250 - Terrence Holt, Austin Peay vs. North Dakota State (2008)
SEASON: 1,285 - Terrence Holt, Austin Peay (2008)
CAREER: 4,683 - Terrence Holt, Austin Peay (2007-10) (*NCAA Record*)

LONGEST KICK RETURN: 100 yds. - Buford Crager, Morehead St. vs. East Tennessee (1959)
100 yds. - Dickie Fulton, Tennessee Tech vs. East Tennessee (1973)
100 yds. - Leon Brown, Eastern Kentucky vs. Austin Peay (1989)
100 yds. - Leon Brown, Eastern Kentucky vs. Western Kentucky (1992)
100 yds. - Darriel Ruffin, UT Martin vs. Murray State (1997)
100 yds. - Avion Black, Tennessee State vs. Jackson State (1999)
100 yds. - Avion Black, Tennessee State vs. Alabama A&M (1999)
100 yds. - Davin Walker, Eastern Kentucky vs. Murray State (2006)
100 yds. - Weldon Garlington, Tennessee State vs. Austin Peay (2011)

BEST KICK RETURN AVERAGE (Season): 34.2 - Avion Black, Tennessee State (1999)
KICKOFF RETURNS FOR A TOUCHDOWN (Season): 3 - Larry Shipp, Tennessee Tech (2007)

PUNT RETURNS

MOST RETURNS

GAME: 9 - Allen Coker, Western Kentucky vs. Butler (1971)
9 - Allen Coker, Western Kentucky vs. Middle Tennessee (1972)
SEASON: 55 - Tommy Houk, Murray State (1980)

MOST YARDS

GAME: 183 - Dewayne Harper, UT Martin vs. Charleston Southern (1994)
SEASON: 564 - Dewayne Harper, UT Martin (1994)

LONGEST PUNT RETURN: 100 yds. - Phil Foster, Murray State vs. Morehead State (1959)
100 yds. - Walter Powell, Murray State vs. SE Missouri (2012) (*FCS Record*)

MOST RETURNS FOR TD (GAME): 2 - Dewayne Harper, UT Martin vs. Charleston Southern (1994)
2 - Bobby Sippio, Western Ky. vs. Cumberland (1999)
2 - Frank Cutolo, Eastern Illinois vs. Ky. Wesleyan (2000)

MOST RETURNS FOR TD (SEASON): 3 - Mo Hollingsworth, Morehead State (1971)
3 - Virgil Livers, Western Kentucky (1974)

BEST PUNT RETURN AVG. (SEASON): 20.5 - Craig Agee, Jacksonville State (2004)

CAREER KICK RETURN (KICK + PUNT) YARDAGE: 5,230 - Terrence Holt, APSU (2007-10) (*NCAA Record*)
CAREER KICK RETURNS (KICK + PUNT): 241 - Terrence Holt, Austin Peay (2007-10) (*NCAA Record*)

INTERCEPTIONS

MOST INTERCEPTIONS

GAME: 4 - Jim Pickens, Western Kentucky vs. Eastern Kentucky (1948)
4 - Buddy Pfaadt, Eastern Kentucky vs. Austin Peay (1966)
4 - Bud Qualk, Murray State vs. Austin Peay (1969)
4 - Jim Hardie, Austin Peay vs. Morehead State (1970)
4 - Pat Smith, Eastern Kentucky vs. Marshall (1986)
SEASON: 12 - John Fitzpatrick, Tennessee Tech (1972)
CAREER: 22 - Robert Taylor, Tennessee Tech (1993-96)
22 - George Floyd, Eastern Kentucky (1978-81)
22 - Bill Casey, East Tennessee (1968-70)

MOST YARDS

GAME: 119 - Bobby Sippio, Western Kentucky vs. Tennessee State (2000)
SEASON: 280 - William Hampton, Murray State (1995)
CAREER: 409 - William Hampton, Murray State (1993-96)

MOST INTERCEPTIONS FOR TOUCHDOWNS

SEASON: 4 - William Hampton, Murray State (1995) (*NCAA Record*)
CAREER: 6 - William Hampton, Murray State (1993-96)

LONGEST INT. RET.: 100 yds. - Ray Oldham, Middle Tennessee vs. Chattanooga (1970)
100 yds. - George Floyd, Eastern Kentucky vs. Youngstown State (1980)
100 yds. - Eddie Calvin, Southeast Missouri vs. Southwest Baptist (2007)
100 yds. - Branden Spann, Southeast Missouri vs. Tennessee Tech (2012)

CONSECUTIVE GAMES WITH A INTERCEPTION FOR A TD: 4 - Jacksonville State (2006-07)

OTHER RECORDS

CONSECUTIVE OVERTIME GAMES: 3 - Jacksonville State (2013) (*NCAA Record*)
LONGEST FUMBLE RETURN: 99 yds. - Ray Neal, Middle Tennessee vs. Muskingum (1964)
MOST DEFENSIVE TOUCHDOWNS - SEASON (PLAYER): 5 - Dontrell Miller, UT Martin (2008) (*NCAA Record*)
MOST FUMBLE RETURNS FOR TOUCHDOWN - SEASON (TEAM): 6 - UT Martin (2008) (*NCAA Record*)
TOTAL TACKLES - SEASON: 221 - Brad Reese, Akron (1980)

LONGEST OVERALL WIN STREAK (ALL GAMES): 18 - Eastern Kentucky (1982-83)
LONGEST OVERALL LOSING STREAK (ALL GAMES): 27 - Morehead State (1952-55)
LONGEST OVERALL WIN STREAK (OVC GAMES): 22 - Eastern Kentucky (1980-83)
LONGEST OVERALL LOSING STREAK (OVC GAMES): 43 - UT Martin (1996-2003)

SCORING (SEASON)

YEAR	PLAYER	POINTS
2013	DaMarcus James (Jacksonville St.)	174
2013	Griffin Thomas (Jacksonville State)	134
1988	Elroy Harris (Eastern Kentucky)	128
2013	Erik Lora (Eastern Illinois)	124
2001	J.R. Taylor (Eastern Illinois)	120
1995	Derrick Cullors (Murray State)	120
2013	Shephard Little (Eastern Illinois)	114
2010	Henry Harris (Southeast Missouri)	114
2004	Oscar Bonds (Jacksonville State)	114
1967	Dickie Moore (Western Kentucky)	114

SCORING (CAREER)

YEAR	PLAYER	POINTS
1989-92	Markus Thomas (Eastern Kentucky)	322
2004-08	Gavin Halford (Jacksonville State)	311
2010-13	Jamin Godfrey (Tennessee State)	311
1999-02	J.R. Taylor (Eastern Illinois)	310
2004-07	Don Chapman (UT Martin)	296
2008-11	Kienan Cullen (Murray State)	295
1985-88	Elroy Harris (Eastern Kentucky)	288
1991-94	Garth Petrilli (Middle Tennessee)	280
2001-04	Charles Anthony (Tennessee State)	276
2010-13	Cameron Berra (Eastern Illinois)	274



Austin Peay's Terrence Holt finished his career as the NCAA all-time leader (all divisions) in kickoff returns (191) and kickoff yards (4,683). He is also the only player with four 1,000+ yard kick return seasons.

OVC RECORD BOOK - TEAM

SINGLE GAME

Most Points:	97 - UT Martin vs. Bethel (1995)
Most Points in an OVC Game:	76 - Tennessee State vs. UT Martin (1998) 76 - UT Martin vs. Murray State (2007)
Most Combined Pts. in OVC Game:	125 - UT Martin (66) vs. Murray State (59) (2012)
Most Points in a Half:	62 - Murray State vs. Campbellsville (2013)
Most Touchdowns:	14 - UT Martin vs. Bethel (1995)
Most PAT Kicks:	13 - UT Martin vs. Bethel (1995)
Most 2-Pt. Conversions:	3 - Middle Tennessee vs. UT Martin (1967) 3 - Eastern Kentucky vs. Northwood (1968) 3 - Tennessee Tech vs. UT Martin (1980) 9 - UT Martin vs. Bethel (1995)
Most Touchdowns Rushing:	8 - Murray State vs. Tennessee State (2011) 8 - Murray State vs. UT Martin (2012)
Most Touchdowns Passing:	40 - Murray State vs. UT Martin (2012) 29 - Austin Peay vs. Kentucky Wesleyan (1994) 30 - Murray State vs. Tennessee State (2011) 30 - Murray State vs. UT Martin (2012)
Most First Downs:	112 - Eastern Illinois vs. UT Martin (2013)
Most First Downs Rushing:	210 - Murray State (110) vs. Eastern Illinois (100) (2012)
Most First Downs Passing:	821 - UT Martin vs. Murray State (2007)
Most Plays:	1,423 - Murray State (816) vs. Missouri State (607) (2010)
Most Combined Plays:	674 - Austin Peay vs. Kentucky Wesleyan (1994)
Most Total Yards:	850 - Jacksonville St. (440) & SE Missouri (410) (2013) (NCAA Record)
Most Combined Total Yards:	-88 - Morehead State vs. Austin Peay (1983)
Most Yards Rushing:	83 - Tennessee Tech vs. Morningside (1972) 83 - Eastern Kentucky vs. Morehead State (1989)
Most Combined Rushing Yards:	5 - UT Martin vs. Eastern Kentucky (1995)
Fewest Yards Rushing:	10.6 - UT Martin vs. Murray State (2007)
Most Rushing Attempts:	630 - Murray State vs. Tennessee State (2011)
Fewest Rushing Attempts:	73 - Murray State vs. Tennessee State (2011)
Best Rushing Average:	48 - Murray State vs. Tennessee State (2011)
Most Yards Passing:	.957 (22-of-23) - Murray State vs. UT Martin (1993)
Most Passes Attempted:	3 - Middle Tennessee vs. UT Martin (1967)
Most Passes Completed:	3 - Tennessee Tech vs. UT Martin (1980)
Best Completion Percentage:	7 - Tennessee Tech vs. Chattanooga (1989)
Most 2-Pt Conv. Pass Comp.:	2 - Austin Peay vs. Middle Tennessee (1968) 2 - Tennessee Tech vs. Murray State (1993) 2 - Middle Tennessee vs. Tennessee State (1996) 2 - Murray State vs. Kentucky Wesleyan (2009)
Most Field Goals Kicked:	14 - UT Martin vs. Bethel (1995) 14 - UT Martin vs. Concordia (2008)
Most Safeties Scored:	12 - Murray State vs. UT Martin (2007)
Most Kickoffs:	325 - Tennessee State vs. Jackson State (1999)
Most Kickoffs Returned:	14 - Austin Peay vs. Tennessee Tech (1971) 14 - UT Martin vs. Eastern Kentucky (1993)
Most Kickoff Return Yards:	59.3 - Eastern Kentucky vs. Southeast Missouri (2013)
Most Punts:	190 - Eastern Illinois vs. Tennessee Tech (2013)
Best Punting Average:	7 - Western Kentucky vs. Morehead State (1965) 7 - East Tennessee vs. Austin Peay (1971) 7 - Tennessee Tech vs. Middle Tennessee (1981) 7 - Middle Tennessee vs. Akron (1985)
Most Punt Return Yards:	198 - Tennessee State vs. Jackson State (2013)
Most Interceptions:	14 - Middle Tennessee vs. Murray State (1976) 9 - Middle Tennessee vs. Murray State (1976) 9 - Murray State vs. Middle Tennessee (1976)
Most Interception Return Yds.:	201 - Eastern Kentucky vs. Morehead State (1988)
Most Fumbles:	10 - Morehead State vs. Morgan State (1990)
Most Fumbles Lost:	-88 - Austin Peay vs. Morehead State (1983)
Most Fumbles Recovered:	-3 - Western Kentucky vs. Austin Peay (1973)
Most Yards Penalized:	
Fewest Total Yds. Allowed:	
Fewest Rush Yds. Allowed:	
Fewest Passing Yds. Allowed:	



Tennessee State running back Charles Anthony is the only player in OVC history to record back-to-back 1,700-yard rushing seasons. He ranks as the league's second all-time rushing leader (5,057 yards) and holds the Conference record for rushing touchdowns with 55.



During his career at Southeast Missouri (2008-11) quarterback Matt Scheible became the first player in OVC history to pass for 4,000 or more yards (4,841) and rush for 2,000 or more yards (2,595) in a career. His 7,436 yards of total offense ranks in the Top 10 in league history.

SEASON

Most Points Scored:	675 - Eastern Illinois (2013)	Fewest Interceptions Thrown:	0 - Western Kentucky (2000)
Fewest Points Scored:	20 - Morehead State (1953)	Most Interceptions Thrown:	35 - Austin Peay (1969)
Most Touchdowns Scored:	95 - Eastern Illinois (2013)	Consecutive Passes Without INT:	218 - Eastern Illinois (2007)
Most PAT's Kicked:	78 - Eastern Illinois (2013)		
Most Points Scored Kicking:	134 - Jacksonville State (2013)	Most Kickoffs Returned:	85 - Morehead State (1994)
Most Field Goals Kicked:	24 - Jacksonville State (2013)	Most Kickoff Return Yards:	1,586 - Tennessee Tech (2007)
Most Safeties Scored:	4 - Middle Tennessee (1965)	Most Punts:	96 - Morehead State (1982)
Most Touchdowns Rushing:	48 - Jacksonville State (2013)	Best Punting Average:	45.1 - Tennessee State (1990)
Most Touchdowns Passing:	55 - Eastern Illinois (2013)	Most Punts Returned:	60 - Western Kentucky (1974)
		Most Punt Return Yards:	633 - Eastern Kentucky (1967)
Most First Downs:	395 - Eastern Illinois (2013)	Most Fumbles Lost:	36 - Middle Tennessee (1976)
Most First Downs Rushing:	187 - Jacksonville State (2013)	Most Penalties:	143 - Tennessee State (1998)
Most First Downs Passing:	213 - Eastern Illinois (2013)	Most Penalty Yards:	1,345 - Tennessee State (1999)
		Fewest Yards Penalized:	250 - Middle Tennessee (1954)
Most Plays:	1,219 - Eastern Illinois (2013)		
Most Total Yards:	8,253 - Eastern Illinois (2013)	Fewest Points Allowed:	40 - Middle Tennessee (1957)
Most Total Yards Per Game:	589.5 - Eastern Illinois (2013)	Most Points Allowed:	556 - Morehead State (1994)
Most Yards Rushing:	3,604 - Jacksonville State (2013)		
Most Rushing Attempts:	758 - Jacksonville State (2013)	Fewest First Downs Allowed:	84 - Middle Tennessee (1957)
Best Rushing Average:	311.4 - Middle Tennessee (1959)	Fewest Total Yards Allowed:	1,511 - Western Kentucky (1971)
Most Yards Passing:	5,213 - Eastern Illinois (2013)	Fewest Rushing Yds Allowed:	485 - Western Kentucky (1963)
Most Passes Attempted:	608 - Eastern Illinois (2013)	Fewest Passing Yds Allowed:	365 - Western Kentucky (1960)
Most Passes Completed:	395 - Eastern Illinois (2013)	Fewest TD Passes Allowed:	1 - Middle Tennessee (1957)
Best Passing Yards Average:	372.4 - Eastern Illinois (2013)		1 - Tennessee Tech (1972)
Best Completion Percentage:	69.4 - Murray State (2012)		1 - Middle Tennessee (1990)
		Most Interceptions:	34 - East Tennessee (1969)
		Most Fumbles Recovered:	40 - Murray State (1976)
		Most Punts Blocked:	9 - Middle Tennessee (1988)



EIU's Erik Lora had one of the greatest seasons for a wide receiver in NCAA history in 2012. He set the all-time FCS record for receptions in a season (136) and also racked up 1,664 receiving yards, which set a new OVC record and ranked fifth in NCAA history.



Murray State kicker Rob Hart set OVC records for field goals in a season (22) and points scored in a season (112) in 1996. The barefooted kicker earned first-team All-OVC honors in 1996 and 1997.

YEAR-BY-YEAR STATISTICAL LEADERS

RUSHING					
YEAR	PLAYER	ATT	YDS	Y/RUSH	Y/GAME
1948	Winnie Dill, MUR	89	602	6.7	-
1949	Winnie Dill, MUR	114	463	4.1	-
1950	Phil Foster, MUR	71	519	7.0	-
1951	Gene McFadden, WKU	110	568	5.3	-
1952	Gene McFadden, WKU	108	601	5.6	-
1953	Bobby Young, MTSU	186	1082	5.8	-
1954	Don Daly, EKU	110	699	6.3	-
1955	Carl Walker, MUR	89	667	7.4	-
1956	Tillman Harris, MTSU	80	571	7.1	-
1957	Moe Wright, TTU	104	684	6.6	-
1958	Bucky Pitts, MTSU	104	639	6.0	-
1959	W.J. Schumaker, TTU	131	874	6.7	-
1960	Ronnie Quillen, ETSU	143	728	5.0	-
1961	Phil Morgan, ETSU	105	708	6.7	70.8
1962	Tommy Glover, MUR	138	599	4.3	59.9
1963	Ron Reeves, TTU	149	555	3.7	55.5
1964	Tommy Glover, MUR	145	697	4.8	69.7
1965	Dickie Moore, WKU	203	1055	5.2	105.5
1966	John Ogles, APSU	247	1054	4.3	105.4
1967	Dickie Moore, WKU	208	1444	6.9	160.4
1968	Larry Schreiber, TTU	286	1251	4.4	125.1
1969	Larry Schreiber, TTU	271	1522	5.6	152.2
1970	Jim Brooks, EKU	248	913	5.3	91.3
1971	Rick Fisher, MUR	224	1078	4.7	107.8
1972	George Greenfield, MUR	251	1155	4.6	115.5
1973	Don Clayton, MUR	242	1403	5.8	140.3
1974	Everett Talbert, EKU	262	1478	5.6	147.8
1975	Mike Moore, MTSU	212	1247	5.6	113.4
1976	Mike Moore, MTSU	249	1188	4.8	108.0
1977	Mike Moore, MTSU	296	1015	3.4	92.3
1978	Danny Johnson, MUR	253	1217	4.8	110.6
1979	Bernard McIntosh, MOR	124	745	6.0	74.5
1980	Dennis Brumfield, AKR	254	1000	3.9	90.9
1981	Paris Wicks, YSU	245	1363	5.7	123.9
1982	Paris Wicks, YSU	282	1392	4.9	126.5
1983	James Black, AKR	351	1568	4.5	142.5
1984	Vince Hall, MTSU	260	1439	5.5	130.8
1985	Mike Clark, AKR	301	1299	4.3	118.1
1986	Mike Clark, AKR	245	1786	7.3	162.4
1987	Elroy Harris, EKU	192	1152	6.0	115.2
1988	Elroy Harris, EKU	277	1543	5.6	154.3
1989	Markus Thomas, EKU	232	1620	7.0	147.3
1990	Joe Campbell, MTSU	151	1136	7.5	113.6
1991	Markus Thomas, EKU	178	1353	7.6	123.0
1992	Kelvin Anderson, SEMO	205	1371	6.7	137.1
1993	Leon Brown, EKU	144	1046	7.3	116.2
1994	Kippy Bayless, MTSU	268	1346	5.0	122.4
1995	Derrick Cullors, MUR	269	1765	6.6	160.5
1996	William Murrell, EKU	192	1115	5.8	101.4
1997	Anthony Downs, MUR	210	1011	4.8	101.1
1998	Torin Kirtsey, MTSU	154	774	5.0	96.8
1999	Rod Smart, WKU	188	1249	6.6	113.6
2000	Travis Rogers, TTU	137	809	5.9	89.9
2001	C.J. Hudson, EKU	217	1221	5.6	135.7
2002	J.R. Taylor, EIU	254	1522	6.0	126.8
2003	Charles Anthony, TSU	322	1708	5.3	142.3
2004	Charles Anthony, TSU	306	1739	5.7	158.1
2005	Don Chapman, UTM	302	1396	4.6	126.9
2006	Don Chapman, UTM	269	1412	5.2	128.4
2007	Chris Fletcher, APSU	251	1343	5.4	122.1
2008	Javarris Williams, TSU	207	1037	5.0	103.7
2009	Ryan White, APSU	230	1081	4.7	98.3
2010	Henry Harris, SEMO	305	1735	5.7	144.6
2011	Matt Denham, EKU	254	1570	6.2	130.8
2012	Trabis Ward, TSU	309	1422	4.6	129.3
2013	Shepard Little, EIU	216	1548	7.2	110.6

PASSING					
YEAR	PLAYER	ATT.	COMP.	INT.	YDS. TD'S
1948	Not available	-	-	-	-
1949	Not available	-	-	-	-
1950	Charles Porter, MOR	219	145	9	2345 20
1951	Jimmy Feix, WKU	181	86	12	1189 8
1952	Jimmy Feix, WKU	176	111	8	1581 15
1953	Whitey Sanders, WKU	76	43	5	540 4
1954	Jerry Nassand, WKU	126	60	8	805 5
1955	Francis Reynolds, MTSU	94	39	8	757 8
1956	Carrol Van Hooser, WKU	101	41	8	528 1
1957	Bobby Hallum, MTSU	66	36	5	551 11
1958	Denny Wedge, WKU	76	25	9	420 4
1959	Gordon Mason, TTU	117	53	10	903 6
1960	Gordon Mason, TTU	128	62	8	878 2
1961	Jim Baker, ETSU	111	64	12	859 7
1962	Tony Fioravanti, MTSU	159	83	9	1055 9
1963	Teddy Morris, MTSU	139	87	7	1325 12
1964	Teddy Morris, MTSU	156	84	9	999 7
1965	Teddy Morris, MTSU	211	108	12	1749 16
1966	Jim Guice, EKU	226	117	12	1468 14
1967	Larry Tillman, MUR	380	190	17	2291 18
1968	Larry Tillman, MUR	307	162	17	2206 25
1969	Matt Haug, MUR	311	161	29	2327 19
1970	Larry Graham, ETSU	243	135	11	1701 10
1971	Rich McGlothlin, ETSU	233	101	14	1338 4
1972	Alan Chadwick, ETSU	220	105	18	1176 11
1973	Alan Chadwick, ETSU	320	185	15	2173 9
1974	Dennis Tomek, WKU	156	70	12	1017 9
1975	Mike Hobbie, MUR	260	118	21	1329 5
1976	Phil Simms, MOR	241	115	12	1375 5
1977	Phil Simms, MOR	367	134	13	2041 15
1978	John Hall, WKU	209	106	10	1439 12
1979	John Hall, WKU	215	108	13	1418 10
1980	Gino Gibbs, MUR	175	79	5	1243 10
1981	Ralph Antone, WKU	191	101	11	1356 8
1982	Tuck Woolum, EKU	208	111	11	1544 11
1983	Mickey Corwin, MTSU	202	117	10	1658 14
1984	Mike Hanlin, MOR	316	167	12	1897 20
1985	Adrian Breen, MOR	232	114	13	1373 6
1986	Adrian Breen, MOR	347	202	9	2301 16
1987	Michael Proctor, MUR	287	152	11	2375 12
1988	Michael Proctor, MUR	277	132	7	1987 9
1989	Michael Proctor, MUR	375	192	16	2812 22
1990	Chris Swartz, MOR	354	210	12	2548 20
1991	James Wade, TSU	243	132	11	2020 15
1992	James Wade, TSU	308	163	12	2541 10
1993	Mike Jones, TTU	271	148	9	2000 18
1994	Kelly Holcomb, MTSU	244	146	9	2154 15
1995	Jeff McCrone, UTM	394	241	17	2519 17
1996	Mike Cherry, MUR	301	170	14	2406 18
1997	Jonathan Quinn, MTSU	293	167	10	2209 16
1998	Leon Murray, TSU	353	183	12	3002 22
1999	Justin Fuente, MUR	400	240	9	3497 27
2000	Stewart Childress, MUR	392	230	10	2928 20
2001	Shannon Harris, TSU	382	211	6	3008 26
2002	Tony Romo, EIU	407	258	16	3165 34
2003	Ray Nelson, SAM	408	242	9	2759 23
2004	Andrew Goodenough, SEMO	466	279	15	2820 16
2005	Josh Greco, EKU	387	222	19	2861 25
2006	Lee Sweeney, TTU	356	189	17	2292 17
2007	Jeff Ehrhardt, MUR	393	236	12	2567 21
2008	Cade Thompson, UTM	328	190	14	2680 24
2009	Cade Thompson, UTM	339	207	15	2546 16
2010	Derek Carr, UTM	328	191	12	2543 13
2011	Casey Brockman, MUR	477	316	9	3276 25
2012	Jimmy Garoppolo, EIU	540	331	15	3823 31
2013	Jimmy Garoppolo, EIU	568	375	9	5050 53

YEAR-BY-YEAR STATISTICAL LEADERS

TOTAL OFFENSE							RECEPTIONS				
YEAR	NAME	PLAYS	RUSH	PASS	TOTAL	YDS/GM	YEAR	PLAYER	REC.	YDS.	TD'S
1948	Winnie Dill, MUR	-	602	41	643	-	1948	Not Available	-	-	-
1949	Winnie Dill, MUR	114	463	0	463	-	1949	Not Available	-	-	-
1950	Charles Porter, MOR	-	437	2345	2782	-	1950	Corky Kirtley, MOR	36	412	10
1951	Jimmy Feix, WKU	201	9	1189	1198	-	1951	Gene McFadden, WKU	16	150	1
1952	Jimmy Feix, WKU	196	-35	1581	1546	-	1952	Bill Ploumis, WKU	34	405	4
1953	Bobby Young, MTSU	201	1082	83	1165	-	1953	Bill Ploumis, WKU	17	189	3
1954	Jerry Nassano, WKU	-	109	804	913	-	1954	Don Heine, MUR	20	376	0
1955	Francis Reynolds, MTSU	129	11	757	768	-	1955	Don Heine, MUR	24	300	1
1956	Bill Robinson, TTU	-	348	452	800	-	1956	Don Heine, MUR	16	272	1
1957	Bobby Hallum, MTSU	184	460	551	1011	-	1957	Joe Cunningham, WKU	13	168	0
1958	Bobby Hallum, MTSU	170	373	301	674	-	1958	Bucky Pitts, MTSU	13	152	3
1959	Gordon Mason, TTU	207	195	903	1098	-	1959	Tommy Hackler, TTU	30	522	2
1960	Henry Schutte, MOR	176	225	724	949	-	1960	Tommy Hackler, TTU	37	508	1
1961	Jim Baker, ETSU	203	406	736	1142	114.2	1961	George Dykes, MTSU	24	647	7
1962	Jim Baker, ETSU	188	350	898	1248	124.8	1962	Gary Foltz, MUR	25	353	4
1963	Jim Baker, ETSU	213	366	1149	1515	168.3	1963	Bobby Haile, TTU	32	436	0
1964	Charlie Forrest, MUR	236	590	975	1565	156.5	1964	Jimbo Pearson, MTSU	38	394	1
1965	Teddy Morris, MTSU	300	184	1749	1933	193.3	1965	Jerry Smith, MTSU	53	809	8
1966	Carl Williams, APSU	276	367	1103	1470	147.0	1966	Aaron Marsh, ECU	52	870	11
1967	Larry Tillman, MUR	464	35	2291	2326	232.6	1967	Harvey Tanner, MUR	88	1019	3
1968	Larry Tillman, MUR	373	7	2206	2213	221.3	1968	Harold Roberts, APSU	63	990	8
1969	Matt Haug, MUR	363	-139	2327	2188	218.7	1969	Harold Roberts, APSU	67	869	9
1970	Larry Graham, ETSU	352	59	1701	1760	176.0	1970	Harold Roberts, APSU	46	474	3
1971	Dave Schaetzke, MOR	275	226	1127	1353	135.3	1971	John High, MOR	49	571	4
1972	Alan Chadwick, ETSU	276	163	1176	1339	133.9	1972	Ron Hillman, ETSU	36	427	3
1973	Alan Chadwick, ETSU	379	124	2173	2297	208.8	1973	Porter Williams, WKU	45	849	10
1974	Everett Talbert, ECU	262	1478	0	1478	147.8	1974	Dave Maley, WKU	39	618	2
1975	Mike Moore, MTSU	212	1247	0	1247	113.4	1975	Elmo Boyd, ECU	29	647	6
1976	Ernie House, ECU	274	133	1336	1471	133.7	1976	Craig Rolle, TTU	38	990	7
1977	Phil Simms, MOR	363	-27	2041	2014	201.4	1977	Jim Nelson, ECU	40	741	7
1978	John Hall, WKU	263	12	1439	1451	145.1	1978	Craig Rolle, TTU	53	878	6
1979	Brown Sanford, MTSU	308	-88	1474	1386	138.6	1979	Eddie Preston, WKU	39	739	6
1980	Sonny Defilippis, APSU	432	581	1618	2199	199.9	1980	Steve Puthoff, APSU	43	912	3
1981	Gino Gibbs, MUR	367	563	1310	1873	170.3	1981	John Newby, WKU	48	736	3
1982	Tuck Woolum, ECU	264	54	1544	1598	159.8	1982	Steve Bird, ECU	47	803	8
1983	Mickey Corwin, MTSU	262	63	1658	1721	172.1	1983	Mark Ledford, MOR	74	948	2
1984	Kevin Sisk, MUR	338	277	1524	1801	200.1	1984	Todd Short, MOR	62	633	9
1985	Marvin Collier, MTSU	262	594	1171	1765	160.5	1985	Rick Shepas, YSU	61	959	3
1986	Trenton Lykes, YSU	418	198	2188	2386	216.9	1986	Rick Shepas, YSU	54	821	2
1987	Michael Proctor, MUR	359	197	2375	2572	233.8	1987	Maury Bibent, YSU	48	625	4
1988	Michael Proctor, MUR	436	515	1987	2502	250.2	1988	Jerome Williams, MOR	47	367	4
1989	Michael Proctor, MUR	523	451	2812	3263	296.6	1989	Jerome Williams, MOR	61	566	1
1990	Chris Swartz, MOR	380	-109	2548	2439	221.7	1990	Dave Pingue, MOR	58	836	7
1991	James Wade, TSU	296	-110	2020	1910	212.2	1991	Darrell Philon, SEMO	60	815	4
1992	James Wade, TSU	424	60	2541	2601	236.5	1992	Glenn Krupa, SEMO	77	773	4
1993	Daryl Williams, TSU	338	319	1813	2132	213.2	1993	Lawrence Segree, TSU	65	870	5
1994	Kelly Holcomb, MTSU	312	97	2154	2251	204.6	1994	Clarence Jones, TSU	54	752	7
1995	Jeff McCrone, UTM	428	-49	2519	2470	224.5		Lawrence Segree, TSU	54	707	7
1996	Mike Cherry, MUR	348	-97	2406	2309	209.9	1995	Nikki Jackson, UTM	63	425	0
1997	Jonathan Quinn, MTSU	359	170	2209	2379	237.9	1996	Juan Hall, TSU	72	1021	5
1998	Leon Murray, TSU	411	54	3002	3056	277.8	1997	Tyrone Butterfield, TSU	59	1053	7
1999	Justin Fuente, MUR	436	-90	3497	3407	309.7	1998	Tyrone Butterfield, TSU	72	1129	11
2000	Stewart Childress, MUR	441	-43	2928	2885	262.3	1999	Joe Perez, MUR	64	920	6
2001	Shannon Harris, TSU	445	129	3008	3137	285.2	2000	Alex Bannister, ECU	71	1122	12
2002	Tony Romo, EIU	442	-16	3165	3149	262.4	2001	Wille Ponder, SEMO	70	1090	11
2003	Ray Nelson, SAM	523	381	2759	3140	285.5	2002	Wille Ponder, SEMO	87	1453	15
2004	Ray Nelson, SAM	627	799	2807	3606	327.8	2003	Efrem Hill, SAM	92	1387	15
2005	Josh Greco, ECU	474	183	2861	3044	276.7	2004	Efrem Hill, SAM	71	984	10
2006	Lee Sweeney, TTU	400	-25	2292	2267	206.1	2005	Andre Ralston, ECU	62	1150	8
2007	Jeff Ehrhardt, MUR	539	375	2567	2942	267.5	2006	Larry Shipp, TTU	51	799	8
2008	Antonio Heffner, TSU	365	503	2239	2742	249.3	2007	Jeff Moore, SAM	61	996	6
2009	Ryan Perrilloux, JSU	334	443	2350	2793	279.3	2008	Tim Benford, TTU	68	782	10
2010	Casey Brockman, MUR	399	292	2442	2734	303.8	2009	Garnett Phelps, ECU	58	752	3
2011	Casey Brockman, MUR	568	211	3276	3487	317.0	2010	Marcus Harris, MUR	84	1057	9
2012	Casey Brockman, MUR	619	73	3729	3802	345.6	2011	Tim Benford, TTU	65	923	5
2013	Jimmy Garoppolo, EIU	638	62	5050	5112	365.1	2012	Erik Lora, EIU	136*	1664	12
							2013	Erik Lora, EIU	123	1544	19

**All-Time NCAA Record*

YEAR-BY-YEAR STATISTICAL LEADERS

SCORING

YEAR	PLAYER	TD	PAT	FG	PTS
1948	Joe Bronson, MUR	7	-	-	42
1949	Winnie Dill, MUR	5	-	-	30
1950	Phil Foster, MUR	7	-	-	42
1952	Max Stevens, WKU	12	-	-	72
1953	Bobby Young, MTSU	9	17	-	71
1954	Carl Walker, MUR	6	1	-	37
1955	Carl Walker, MUR	9	-	-	54
1956	Dave Bottos, MUR	8	1	-	49
1957	Bobby Hallum, MTSU	8	5	1	56
1958	Bobby Hallum, MTSU	7	2	-	44
1959	W.J. Schumaker, TTU	10	-	-	60
1960	Ronnie Quillen, ETSU	7	-	-	42
1961	George Dykes, MTSU	7	1	-	44
1962	Jim Baker, ETSU	7	17	4	71
1963	Sharon Miller, WKU	10	-	-	60
1964	Jim Burt, WKU	10	-	-	60
1965	Ronnie Parson, APSU	6	23	4	71
1966	Tommy Gray, MOR	14	-	-	84
1967	Dickie Moore, WKU	19	-	-	114
1968	Bill Hess, MUR	13	-	-	78
1969	Larry Schreiber, TTU	13	-	-	78
1970	Jim Brooks, ECU	11	-	-	66
1971	Jim Brooks, EK	9	-	-	54
1972	Butch Gentry, TTU	-	27	11	60
1973	Clarence Jackson, WKU	16	-	-	96
1974	Everett Talbert, ECU	11	-	-	66
1975	Murray Cunningham, TTU	-	25	14	67
1976	Mike Moore, MTSU	9	-	-	54
1977	Wayne Anderson, TTU	-	42	5	57
1978	Dale Patton, ECU	15	-	-	90
1979	Lindsey Hudspeth, MUR	9	-	-	54
1980	Troy Snardon, WKU	12	-	-	72
1981	Paris Wicks, YSU	17	1	-	104
1982	Paul McFadden, YSU	-	21	17	72
1983	Willie Cannon, MUR	11	-	-	66
1984	Kelly Potter, MTSU	-	32	14	74
1985	Elroy Harris, ECU	14	2	-	88
1986	Dale Dawson, ECU	-	33	18	87
1987	Paul Hickert, MUR	-	30	19	87
1988	Elroy Harris, ECU	21	1	-	128
1989	Markus Thomas, ECU	15	1	-	92
1990	Joe Campbell, MTSU	14	-	-	86
1991	Tim Lester, ECU	14	-	-	84
1992	Markus Thomas, ECU	18	-	-	108
1993	Kippy Bayless, MTSU	17	1	-	104
1994	Kippy Bayless, MTSU	15	-	-	90
1995	Derrick Cullors, MUR	20	-	-	120
1996	Rob Hart, MUR	-	46	22	112
1997	Anthony Downs, MUR	12	-	-	72
1998	Corey Williams, SEMO	12	-	-	72
	Rondel Menendez, ECU	12	-	-	72
1999	Terrence Tillman, MUR	14	-	-	84
2000	Peter Martinez, WKU	-	44	15	89
2001	J.R. Taylor, EIU	20	-	-	120
2002	J.R. Taylor, EIU	18	-	-	112
2003	Charles Anthony, TSU	15	2	-	92
2004	Oscar Bonds, JSU	19	-	-	114
2005	Don Chapman, UTM	16	-	-	96
2006	Clay Green, JSU	16	-	-	96
2007	Gavin Hallford, JSU	-	33	22	99
2008	Javarris Williams, TSU	16	-	-	96
2009	Terrence Holt, APSU	15	-	-	90
2010	Henry Harris, SEMO	19	-	-	114
2011	Dontey Gay, TTU	15	-	-	90
2012	Matt Denham, ECU	17	-	-	104
2013	DaMarcus James, JSU	29	-	-	174

PUNTING

YEAR	PLAYER	NO.	AVG.
1948	Ralph McClain, MUR	33	35.5
1949	Allen Butcher, MUR	43	32.0
1950	Bob Vaughn, MUR	52	37.3
1951	John Gill, WKU	35	32.3
1952	Glin Jeffrey, MUR	19	37.4
1953	Bobby Young	24	40.3
1954	Jack Van Hooser, TTU	18	31.6
1955	Jere Stripling, MUR	24	36.8
1956	Tom Schulte, ECU	14	40.1
1957	Bobby Tillman, MTSU	17	40.5
1958	Dave Bishop, ECU	38	41.7
1959	Denny Wedge, WKU	23	38.2
1960	Mike Brown, MOR	38	39.5
1961	Gene Stuber, ECU	35	39.2
1962	Mike Brown, MOR	42	39.3
1963	Dave Lobo, ECU	38	40.2
1964	Fred Malins, ECU	46	40.2
1965	Fred Malins, ECU	48	42.2
1966	Bob Plotts, ECU	55	38.8
1967	Billy Walker, MTSU	33	40.1
1968	Ron Taylor, MTSU	58	41.9
1969	Bill Marston, MOR	69	39.3
1970	Chuck Cantrell, MUR	67	40.7
1971	Mike Shawen, MTSU	74	38.5
1972	Chuck Cantrell, MUR	61	40.3
1973	Charlie Johnson, WKU	40	42.2
1974	Mike Shawen, MTSU	62	43.9
1975	Walt Herod, WKU	58	42.4
1976	Don Rardin, MOR	59	42.8
1977	Randy Saunders, MTSU	53	40.6
1978	Steve Davis, TTU	62	40.5
1979	Steve Davis, TTU	79	42.5
1980	Ray Farmer, WKU	62	42.4
1981	John Christopher, MOR	76	43.7
1982	John Christopher, MOR	93	43.9
1983	Nick Xides, YSU	58	40.0
1984	Nick Xides, YSU	77	41.5
1985	Greg Burke, MOR	49	43.1
1986	Greg Burke, MOR	68	44.1
1987	Tracy Graham, TTU	54	40.2
1988	Jeff Buffalo, APSU	48	38.9
1989	Tracy Graham, TTU	54	40.2
1990	Colin Godfrey, TSU	57	45.9
1991	Colin Godfrey, TSU	63	41.4
1992	Colin Godfrey, TSU	54	42.2
1993	Tim McNamee, ECU	59	40.7
1994	Brandon Thomas, MTSU	32	40.6
1995	Marc Collins, ECU	43	42.7
1996	Shawn Denzer, EIU	38	41.1
1997	Justin Terrill, SEMO	72	43.5
1998	Andy Dorsey, TTU	65	41.9
1999	Brian Bivens, MUR	43	44.8
2000	Jason Witczak, SEMO	47	41.1
2001	Bill Besenhofer, EIU	36	38.2
2002	Brian Bivens, MUR	56	40.3
2003	Richie Rhodes, JSU	67	41.2
2004	David Simonhoff, SEMO	69	46.0
2005	David Simonhoff, SEMO	63	42.8
2006	David Simonhoff, SEMO	59	44.8
2007	Kevin Cook, EIU	36	44.6
2008	Doug Spada, SEMO	47	44.7
2009	Kevin Cook, EIU	50	42.0
2010	Jordan Berry, ECU	54	42.9
2011	Joe Vucic, SEMO	44	41.1
2012	Chad Zinchini, TTU	65	44.8
2013	Chad Zinchini, TTU	75	45.9

ALL-TIME OVC PLAYERS OF THE WEEK

1978	N3	Lamnot Meacham, WKU	S21	Brent Fisher, TTU	N19	Pat Toler, YSU
Offensive	N10	Brett Williams, APSU	S27	None Selected	Offensive Lineman	
S11		Milton Jenkins, TTU	O4	Fred Motes, APSU	S4	Billy Poe, MOR
S18		Jimmy Woods, WKU	O11	Fred Motes, APSU	S10	None Selected
S25		Bill Hughes, EKU	O18	Kevin aker, MTSU	S17	Charlie Wiles, MUR
	Rookie		O25	Kevin Baker, MTSU	S24	Jeff Ulmer, MUR
O2	S7	Paul Gray, WKU	N1	Roger Cleveland, MOR	O1	Rick Brito, MTSU
O9	S15	None Selected	N8	Kevin Baker, MTSU		Joe Spadafino, EKU
	S22	Marvin McClennon, TTU		Roger Cleveland, MOR	O8	Colby Schreckengost, MUR
O16	S29	Lenn Duff, MOR	N15	Kaelin Byrd, APSU	O15	Chris Sullivan, EKU
O23	O6	Marvin McClennon, TTU				Phil Cowan, MTSU
O30	O13	Jamie Lovett, EKU	1983		O22	Billy Poe, MOR
	O20	David Hill, EKU	Offensive		N5	Rick Brito, MTSU
	O27	Jeff Lancaster, MUR	S6	Mickey Corwin, MTSU	N12	Keith Bosley, EKU
N6	N3	Floyd Jones, APSU	S12	Jamie Lovett, EKU	N19	Chris Sullivan, EKU
N13	N10	None Selected	S19	Jamie DeVore, YSU	Special Teams	
N20	N17	Marvin McClennon, TTU	S26	Mickey Corwin, MTSU	S4	Kelly Potter, MTSU
	N24	None Selected	O3	Vince Hall, MTSU	S10	Brian Yarbrough, APSU
Defensive	1981		O10	Willie Cannon, MUR	S17	Kelly Potter, MTSU
S11	Offensive		O17	James Black, AKR	S24	Dale Dawson, EKU
S18	S8	Gino Gibbs, MUR	O24	Allen Lawrence, TTU	O1	Kelly Potter, MTSU
		Paris Wicks, YSU	O31	James Black, AKR	O8	Greg Burke, MOR
S25	S14	Terence Thompson, EKU	N7	Vince Hall, MTSU	O15	Steve Rowe, EKU
O2	S21	Nick Nance, MUR	N18	James Black, AKR	O22	Brian Yarbrough, APSU
O9	S28	Terence Thompson, EKU		Willie Johnson, APSU	N5	John Dowling, YSU
O16	O5	Chris Isaac, EKU	Defensive		N12	Mark Morrison, MTSU
O23	O12	Floyd Jones, APSU	S6	Mike McShane, EKU	N19	Tony James, KEU
O30	O19	Tony Costantine, TTU	S12	Fred Harvey, EKU	Rookie	
N6	O26	Paris Wicks, YSU	S19	Mike Newton, APSU	S4	Trenton Lykes, YSU
N13	N2	Chris Isaac, EKU	S26	Pat Wilson, APSU		Bill Bird, MUR
N20	N9	Danny Embree, WKU	O3	Eugene Walker, EKU		Daman Stephens, MOR
	N16	Paris Wicks, YSU	O10	Kaelin Byrd, APSU	S10	None Selected
Defensive	Defensive		O17	Greg Reed, AKR	S17	Roderick Love, YSU
S24	S8	Dennis Mix, MTSU	O24	Jeff Spencer, MTSU	S24	Daman Stephens, MOR
O1	S14	Donnie Wilson, MUR	O31	James Yarborough, MUR	O1	Kelly Cutright, EKU
O8	S21	Donald White, MUR	N7	Robert Johnson, AKR	O8	Trenton Lykes, YSU
O15	S28	Ken Alexander, MOR		Randy Frazier, MOR	O15	Mike Woznichak, MUR
O22	O5	Gregg Evans, MUR		Michael Shelton, APSU	O22	Daman Stephens, MOR
O29	O12	David Suggs, WKU		Dan Coleman, MUR	N5	Gerald Robinson, MTSU
N5	O19	Dennis Mix, MTSU	Special Teams		N12	Daman Stephens, MOR
N12	O26	George Floyd, EKU	S6	Jeff Lancaster, MUR	N19	Daman Stephens, MOR
Defensive	N2	George Floyd, EKU	S12	Nont Selected	1985	
S24		Paul Gray, WKU	S19	Fred Motes, APSU	Offensive	
O1	N9	Paul Gray, WKU	S26	Brian Yarbrough, APSU	S9	Dwight Stone, MTSU
O8	N16	Alonzo Martin, APSU	O3	Steve Williams, APSU	S16	Mike Clark, AKR
O15	Rookie		O10	Robert Thompson, YSU	S23	Gerald Anderson, MTSU
O22	S8	Marcus Moss, MUR	O17	Kelly Potter, MTSU	S30	Mike Whitaker, EKU
	S14	Rodney Long, APSU	O24	Dennis Heckman, AKR	O7	Mike Clark, AKR
O29	S21	Kelly Potter, MTSU	O31	Mark Ledford, MOR		Stanley Howard, MUR
N5		Mike Hardie, YSU	N7	None Selected	O14	Marvin Collier, MTSU
N12	S28	Marcus Moss, MUR	N18	Brian Yarbrough, APSU	O21	Mike Clark, AKR
Rookie	O5	Kelly Potter, MTSU	Rookie		O28	Gerald Anderson, MTSU
S24	O12	Mike Hanlin, MOR	S6	Greg Parker, EKU	N11	Gerald Anderson, MTSU
O1	O19	Van Smith, MTSU	S12	Eddie Walls, APSU	N18	Marvin Collier, MTSU
O8	O26	Ed Grimsley, AKR	S19	Rick Shepas, YSU	N25	Kevin Sisk, MUR
O15	N2	Mike Hanlin, MOR	S26	Willie Cannon, MUR	Defensive	
O22	N9	Terry Simmons, EKU	O3	Willie Cannon, MUR	S9	Anthony Harper, EKU
O29	N16	Mark Powers, TTU	O10	David Hensley, EKU	S16	James Clark, MUR
N5			O17	Mike Mathis, MTSU	S23	Kelvin Bellamy, MOR
N12			O24	Mike Mathis, MTSU	S30	Mike Peterson, YSU
1980	1982		O31	Willie Cannon, MUR	O7	Fred Harvey, EKU
Offensive	Offensive		N7	Barry Cox, EKU	O14	Bill Hadden, AKR
S7	S7	Dennis Heckman, AKR	N18	Greg Parker, EKU	O21	Willie Bester, MUR
S15	S14	Ed Hairston, EKU	1984		O28	Herbert Jones, MUR
S22	S21	Paris Wicks, YSU	Offensive		N11	Wayne Grant, AKR
S29	S27	Vince Hall, MTSU	S4	Trenton Lykes, YSU	N18	Don Griffin, MTSU
O6	O4	Dennis Hickman, AKR	S10	Mike Clark, AKR		Dino Delulius, MTSU
O13	O11	Steve Bird, EKU	S17	Vince Hall, MTSU	N25	Wayne Grant, AKR
O20	O18	Paris Wicks, YSU	S24	Vince Hall, MTSU	Offensive Lineman	
O27	O25	Mike Hanlin, MOR	O1	Kevin Sisk, MUR	S9	Jeff Ulmer, MUR
N3		Terence Thompson, EKU	O8	Floyd Jones, APSU	S16	Larry Pickett, MTSU
	N1	Steve Bird, EKU	O15	Vince Hall, MTSU	S23	Mike Teifke, AKR
	N8	Mike Hardie, YSU	O22	Mike Hanlin, MOR	S30	Joe Spadafino, EKU
N10	N15	Reggie Bazel, TTU	N5	Mickey Corwin, MTSU	O7	Charlie Wiles, MUR
	Defensive		N12	David Hensley, EKU	O14	David Kercell, MTSU
N17	S7	Allen Young, EKU	N19	Rickey Rice, APSU	O21	Keith Bosley, EKU
N24	S14	Mike Owens, APSU	Defensive		O28	Cecil Andrews, MTSU
	S21	Keith Curry, MOR	S4	Ralph Robinson, MUR	N11	Keith Bosley, EKU
Defensive	S27	Jeff Daughtry, TTU	S10	Fred Harvey, EKU	N18	Joe Spadafino, EKU
S7	O4	Danny Gooch, MOR	S17	Steve Rrafac, AKR	N25	Byron Ingram, EKU
S15	O11	Randy Taylor, EKU	S24	Dan Coleman, MUR	Special Teams	
S22	O18	Danny Gooch, MOR	O1	Robert Frazier, MTSU	S9	Dale Dawson, EKU
	O25	Rodney Lofton, MUR	O8	Randy Carr, MTSU	S16	Brian Yarbrough, APSU
S29	N1	Glenn Jones, MUR	O15	Steve Rafac, AKR	S23	Russ Klaus, AKR
	N8	Dennis Mix, MTSU	O22	Ralph Robinson, MUR	S30	Russ Klaus, AKR
O6	N15	Donald White, MUR		Ron Shegog, APSU	O7	Nick Xides, YSU
O13	Rookie		N5	Woody Clark, MUR	O14	Scott Meadows, TTU
O20	S7	Tony Moore, MUR	N12	Randy Carr, MTSU	O21	Nick Xides, YSU
O27	S14	Pat Wilson, APSU				



O28 Dale Dawson, EKU
N11 Mike Knapp, AKR
N18 Brian Yarbrough, APSU
N25 Don Griffin, MTSU
Rookie
S9 Rodney Payne, MUR
S16 Marvin Collier, MTSU
S23 Derrick Warren, MTSU
S30 Rodney Payne, MUR
O7 Elroy Harris, EKU
O14 Pat Narduzzi, YSU
O21 Elroy Harris, EKU
O28 Mike Lewis, APSU
N11 Elroy Harris, EKU
N18 Mike Lewis, APSU
Elroy Harris, EKU
N25 Elroy Harris, EKU

1986

Offensive

S8 Bill Bird, MUR
S15 Adrian Breen, MOR
S22 Adrian Breen, MOR
S29 Mike Clark, AKR
O6 Mike Lewis, APSU
O13 Rod Love, YSU
O20 Vernon Stewart, AKR
O27 Mike Clark, AKR
N3 Marvin Collier, MTSU
N10 Mike Whitaker, EKU
N17 Bill Bird, MUR

Defensive

S8 Randy Frazier, MOR
S15 Fred Harvey, EKU
S22 Pat Smith, EKU
S29 Fred Harvey, EKU
O6 Eddie Walls, APSU
O13 Roosevelt Colvard, MTSU
O20 Scott Fox, APSU
O27 Kirk Brunson, MUR
N3 Gary Tyler, AKR
N10 Roosevelt Colvard, MTSU
N17 Fred Harvey, EKU

Offensive Lineman

S8 Charles Wiles, MUR
S15 Billy Poe, MOR
S22 Joe Wagner, MOR
Mike Grimm, MOR
S29 Ron Pasquale, AKR
O6 None Selected
O13 John Nevotne, YSU
O20 Cecil Andrews, MTSU
O27 Byron Ingram, EKU
N3 Charley Wiles, MUR
N10 Larry Pickett, MTSU
N17 Howard Jacobs, MOR

Special Teams

S8 Bob Jacob, MUR
S15 Dale Dawson, EKU
S22 Charlie Stepp, MOR
S29 None Selected
O6 Mark Morrison, MTSU
O13 Paul Hickert, MUR
O20 Danny Copeland, EKU
O27 Mike Knapp, AKR
N3 Dale Dawson, EKU
N10 Greg Burke, MOR
N17 Dale Dawson, EKU

Rookie

S8 Pierce Joiner, AKR
S15 Joe Warren, APSU
S22 Sammy Gholston, APSU
S29 Michael Proctor, MUR
O6 None Selected
O13 Michael Proctor, MUR
O20 Tom McMillan, APSU
O27 Randy Bohler, EKU
N3 Michael Proctor, MUR
N10 Frank Thigpen, MUR
N17 Pierce Joiner, AKR

1987

Offensive

S8 Dale Edwards, APSU
S14 Patrick Pope, TTU
S21 Elroy Harris, EKU
O5 Trenton Lykes, YSU
Patrick Pope, TTU

O12 Trenton Lykes, YSU
O19 Lorenza Rivers, TTU
O26 James Crawford, EKU
N2 Lorenzo Davis, YSU
N9 Elroy Harris, EKU
N16 Lorenza Rivers, TTU
N23 Michael Proctor, MUR

Defensive

S8 Don Thomas, MTSU
S14 Ron Jekel, EKU
S21 Kenny Meadows, MOR
O5 Myron Guyton, EKU
O12 Ron Clark, APSU
O19 Paul Soltis, YSU
Kenny Tippins, MTSU
O26 Jessie Small, EKU
N2 Kent Lapa, MUR
N9 Mike Metcalf, MOR
N16 Marlon Placide, TTU
N23 Marty Euverard, MTSU

Offensive Lineman

S8 Greg Hurd, MUR
S14 Clark Richey, TTU
S21 John Jackson, EKU
O5 Doug Hintemeyer, MTSU
O12 Gary Greve, EKU
O19 Clark Richey, TTU
O26 John Jackson, EKU
Marshall Sills, MUR
N2 Dave Miller, EKU
Greg Hurd, MUR
N9 Gary Greve, EKU
N16 Elliott Fedd, YSU
N23 Greg Hurd, MUR

Special Teams

S8 Tom McMillan, APSU
S14 John Dowling, YSU
S21 Danny Copeland, EKU
O5 Robert Alford, MTSU
O12 Lorenza Rivers, TTU
O19 Paul Hickert, MUR
O26 Paul Hickert, MUR
N2 Danny Copeland, EKU
N9 Paul Hickert, MUR
N16 Chuck Daniel, MTSU
N23 Paul Hickert, MUR

Rookie

S8 John Tate, MTSU
S14 Chris Swartz, MOR
S21 Chuck Daniel, MTSU
O5 Lorenzo Fields, EKU
O12 Lorenzo Fields, EKU
O19 Chris Swartz, MOR
O26 Tracy Graham, TTU
N2 Alan Blythe, YSU
N9 Chris Swartz, MOR
N16 Chris Swartz, MOR
Ricky Martin, MTSU
N23 Chuck Daniel, MTSU

1988

Offensive

S6 Ty Howard, MOR
S13 Mike Cadore, EKU
S20 Chris Swartz, MOR
S26 Joe Lisle, MTSU
O3 Jerome Williams, MOR
O10 Elroy Harris, EKU
O17 Elroy Harris, EKU
O24 Melvin Waters, TSU
O31 Chris Swartz, MOR
N7 Elroy Harris, EKU
N14 Michael Proctor, MUR
Elroy Harris, EKU
N21 Ricky Martin, MTSU

Defensive

S6 Don Thomas, MTSU
S13 Kelly Cutright, EKU
S20 Marty Euverard, MTSU
S26 Don Thomas, MTSU
O3 Chris Coffey, EKU
O10 Shelton Burruss, MUR
O17 Gerald Dossett, TTU
O24 Chris Coffey, EKU
O31 Tim Tomaszewski, EKU
N7 Elzie Anderson, APSU
N14 Tony Clark, MUR
N21 Jamie Lowicz, MUR

Offensive Lineman

S6 None Selected

S13 Mike Kelly, EKU
Mike Delvisco, EKU
S20 Mike Delvisco, EKU
Joe Gagliano, MOR
S26 None Selected
O3 Eric Crigler, MUR
O10 Al Jacevicius, EKU
O17 None Selected
O24 Barry Nixon, TSU
O31 Joe Gagliano, MOR
N7 Joe Kelly, EKU
Mike Delvisco, EKU
N14 Eric Crigler, MUR
Oscar Angulo, EKU
N21 Mike Delvisco, EKU
Marshall Sills, MUR

Special Teams

S6 Chuck Daniel, MTSU
Van Overton, TSU
S13 None Selected
S20 Chuck Daniel, MTSU
S26 Greg Duncan, MUR
O3 None Selected
O10 Grad Wright, APSU
O17 Greg Duncan, MUR
O24 Mike Cadore, EKU
O31 Tracy Graham, TTU
N7 Monty McIntyre, MOR
N14 Greg Duncan, MUR
N21 None Selected

Rookie

S6 Bill Desmond, APSU
S13 Tim Lester, EKU
S20 Van Overton, TSU
S26 Joe Campbell, MTSU
O3 Norman Drake, TTU
O10 Tim Lester, EKU
O17 Joe Campbell, MTSU
O24 Norman Drake, TTU
O31 Tim Lester, EKU
Craig Lewis, TSU
N7 Tim Lester, EKU
N14 Jeff Buffalo, APSU
N21 Tim Lester, EKU

1989

Offensive

S5 Michael Proctor, MUR
S11 Ryan Weeks, TTU
S18 Chris Swartz, MOR
S25 Markus Thomas, EKU
O2 Anthony Jerdine, MOR
O9 Markus Thomas, EKU
O16 Chauncey Hines, TSU
O23 Markus Thomas, EKU
Michael Proctor, MUR
O30 Michael Proctor, MUR
N6 Joe Campbell, MTSU
N13 Joe Campbell, MTSU

Defensive

S5 Anthony Coleman, MTSU
S11 Jeff Urbano, MUR
S18 Simon Shanks, TSU
S25 Tony Gilbert, EKU
Jamie Lowicz, MUR
O2 Felix Parham, TTU
J.G. Porter, MOR
O9 Anthony Brewer, MUR
O16 Ernest Thompson, EKU
Andre Dyer, MTSU
O23 Joe Stone, TSU
O30 Chuck Price, TSU
N6 Anthony Coleman, MTSU
N13 Doug Bowell, MOR

Offensive Lineman

S5 Mark Mitchell, EKU
Keith Askin, MUR
S11 Mark Mitchell, EKU
S18 None Selected
S25 Al Jacevicius, EKU
O2 Bruce Lamb, TTU
O9 Al Jacevicius, EKU
Eric Crigler, MUR
O16 Mark Mitchell, EKU
Jim VonHandorf, EKU
O23 Mark Mitchell, EKU
Brooks Dalrymple, EKU
O30 Al Jacevicius, EKU
N6 Larry Tharpe, TSU
John Tate, MTSU
N13 Melvin James, MTSU

Special Teams

S5 Joe Lisle, MTSU
S11 Chuck Daniel, MTSU
S18 David Asbery, MOR
S25 Robby Lannon, MUR
O2 Chuck Daniel, MTSU
O9 Greg Duncan, MUR
O16 Tracy Graham, TTU
O23 Greg Duncan, MUR
O30 Ryan Weeks, TTU
N6 Chuck Daniel, MTSU
N13 Melvin James, MTSU

Rookie

S5 Mike Stewart, TTU
S11 Markus Thomas, EKU
S18 Billy Shackelford, TTU
Mike Stewart, TTU
S25 Simon Shanks, TSU
O2 Markus Thomas, EKU
O9 Leon Brown, EKU
Simon Shanks, TSU
O16 Xavier Pope, MUR
O23 Simon Shanks, TSU
O30 Markus Thomas, EKU
N6 Simon Shanks, TSU
N13 Mitch Fedak, MOR

1990

Offensive

S4 Joe Campbell, MTSU
S10 Jimmy Bethea, TSU
S17 Leon Brown, EKU
S24 Joe Campbell, MTSU
O1 Phil Ironside, MTSU
O8 Bert Browne, TTU
O15 Bert Browne, TTU
O22 Phil Ironside, MTSU
O29 Joe Campbell, MTSU
Tim Lester, EKU
N5 Chris Swartz, MOR
N12 Ricky Martin, MTSU
N19 Ricky Martin, MTSU
Chris Swartz, MOR

Defensive

S4 Darrell Beavers, MOR
S10 Scott Boykin, MTSU
Simon Shanks, TSU
S17 Kelly Blount, EKU
S24 Brett Kolnick, EKU
Danny Amato, MUR
O1 Craig Brooks, EKU
O8 Brett Kolnick, EKU
David Wilkins, EKU
O15 Rick Sanders, TTU
O22 Darrell Beavers, MOR
O29 Mark McCutcheon, TSU
Felix Parham, TTU
N5 Perry Hall, TSU
N12 Roger Jones, TSU
David Wilkins, EKU
N19 Tom Cohan, MOR

Offensive Lineman

S4 James Appel, MOR
S10 Al Jacevicius, EKU
S17 Eric Coker, MOR
S24 Mike Gibson, MTSU
Rick Mitchell, MTSU
Carlos James, TTU
O1 Al Jacevicius, EKU
Jim VonHandorf, EKU
Carl Satterly, EKU
O8 Larry Tharpe, TSU
Paul Jones, TSU
O15 Jerry Jared, TTU
O22 Jim VonHandorf, EKU
John Holmes, EKU
Tim Wimbley, EKU
N5 Brandon Ford, MOR
N12 Al Jacevicius, EKU
N19 John Macon, TSU
Larry Tharpe, TSU

Special Teams

S4 Daniel Gibson, TTU
S10 Matt Crews, MTSU
S17 Colin Godfrey, TSU
S24 J.J. Flournoy, TSU
Colin Godfrey, TSU
O1 Daniel Gibson, TTU
O8 J.J. Flournoy, TSU

O15	Matt Crews, MTSU	N11	Colin Godfrey, TSU	1993	O23	David Young, APSU
O22	Todd Duffey, EKU	N18	Garth Petrilli, MTSU	Offensive	O30	Brian Nurick, MOR
O29	Colin Godfrey, TSU	N25	Bryan Flynn, MOR	S5	N6	Dewayne Harper, UTM
N5	Colin Godfrey, TSU	Rookie		S12	N13	Dione Tyler, SEMO
	Richard Darden, APSU	S3	Chad McCollam, TSU	S19	N20	Marc Collins, EKU
N12	Bryan Barrett, EKU	S9	Garth Petrilli, MTSU	S26	Newcomer	
	Orlando Crenshaw, MTSU	S16	Martin Diehl, MUR	O3	S4	Anthony Lee, APSU
N19	Greg Duncan, MUR	S23	Arthur King, APSU	O10	S11	David Hoelscher, EKU
Rookie			Waynee McGowan, MUR	O17	S18	Ronnie Merritt, MUR
S4	Shane Queen, TTU	S30	Jay Hampton, APSU	O24	S25	Eric Clay, EKU
S10	Damyen Taylor, TTU	O7	Randy Beaman, TTU	O31	O2	Eric Clay, EKU
	Samy Hillman, APSU	O14	Randy Beaman, TTU	N7		J.P. Blair, MOR
S17	Walter Dunson, MTSU	O21	Kelly Holcomb, MTSU	N14	O9	Fred Hoston, SEMO
S24	Randy Fuller, TSU	O28	Kippy Bayless, MTSU	N21	O16	Todd Mather, UTM
O1	Bryan Nichols, MOR	N4	Jamie Phillips, MOR	Defensive		Robey Williams, TSU
	Maurice Draine, TTU		Willie Queen, TTU	S5	O23	Jacob Dickson, APSU
O8	Mark Cooper, TSU	N11	Donnie Matthews, MOR	S12	O30	Fred Hoston, SEMO
O15	Daniel Gipson, TTU	N18	Claude Sanders, SEMO	S19	N6	William Murrell, EKU
O22	Leonard Love, EKU	N25	Ron Jones, EKU	S26	N13	Jason Johnson, UTM
O29	Thomas Maxwell, APSU	1992		O3	N20	Chris Berry, MOR
N5	Fred Johnson, MOR	Offensive		O10		
N12	Damyen Taylor, TTU	S6	Walter Dunson, MTSU	O17	1995	
N19	Fred Johnson, MOR	S13	Kelvin Anderson, SEMO	O24	Offensive	
1991		S20	Markus Thomas, EKU	O31	S3	Mike Cherry, MUR
Offensive		S27	Walter Dunson, MTSU	N7	S10	Dee Mostiller, MTSU
S3	Tim Lester, EKU	O4	Randy Beaman, TTU	N14	S17	Derrick Cullors, MUR
S9	Joe Campbell, MTSU	O11	Brigham Lyons, MTSU	N21		Lance Hoeltke, APSU
S16	Tim Lester, EKU	O18	Kelly Holcomb, MTSU	Special Teams		Shane Kennedy, SEMO
	Marcus Dowdell, TSU	O25	James Wade, TSU	S5	O1	Jeff McCrone, UTM
S23	Jimmy Bethea, TSU	N1	Markus Thomas, EKU	S12	O8	Jarrick Hillery, TSU
S30	Walter Dunson, MTSU	N8	Joey Crenshaw, EKU	S19	O15	Derrick Cullors, MUR
	Darrin Harris, MOR	N15	Markus Thomas, EKU	S26	O22	Michael Penix, TTU
O7	Joe Campbell, MTSU	N22	Markus Thomas, EKU	O3	O29	Mike Cherry, MUR
O14	Markus Thomas, EKU	Defensive		O10		Dione Tyler, SEMO
O21	James Wade, TSU	S6	Lamont Wortham, TSU	O17	N5	Mike Cherry, MUR
O28	Tim Lester, EKU	S13	Anthony Hutch, MUR	O24	N12	Daymon Carter, EKU
N4	Joe Campbell, MTSU	S20	Brad Ladd, EKU	O31	N20	Derrick Cullors, MUR
	Steve Donato, MOR	S27	Kirk Pointer, APSU	N7	Defensive	
N11	Markus Thomas, EKU	O4	Kevin Gibbs, MUR	N14	S3	Anthony Hutch, MUR
	Patrick Robinson, TSU	O11	Kevin Jackson, TTU	N21	S10	Chris Guyton, EKU
N18	James Wade, TSU	O18	Jaime Phillips, MOR	Newcomer	S17	Nathaniel Claybrooks, MTSU
N25	Jody Smith, APSU	O25	Chris Young, EKU	S5	S24	William Hampton, MUR
Defensive		N1	Fred Johnson, MOR	S12	O1	Richard Freeman, TSU
S3	Ara Jackson, EKU	N8	Kevin Gibbs, MUR	S19	O8	William Hampton, MUR
S9	Richard Darden, APSU	N15	Thomas Jackson, TSU	S26	O15	Fred Thomas, UTM
S16	Brad Ladd, EKU	N22	Randy Fuller, TSU	O3		Tony McCombs, EKU
S23	Bunky Beasley, APSU	Offensive Lineman		O10	O22	Kirk Pointer, APSU
	Chris McNamee, EKU	S6	Bill Christmas, MUR	O17		Anthony Hicks, MTSU
	David Wilkins, EKU	S13	None Selected	O24	O29	Greg Klund, SEMO
S30	James Mesidor, APSU	S20	Larry Duncan, EKU	O31	N5	Ronnie Merritt, MUR
O7	Lamont Wortham, TSU		Mike Thomas, EKU	N7	N12	Joe Smith, EKU
O14	James Chinn, SEMO		Brian Pressler, EKU	N14	N20	Frank Russell, SEMO
O21	Shane Queen, TTU	S27	Steve McAdoo, MTSU	N21	Special Teams	
O28	Fred Johnson, MOR	O4	None Selected	1994	S3	Brandon Thomas, MTSU
N4	Randy Wardlow, EKU	O11	None Selected	Offensive	S10	Marc Collins, EKU
N11	Randy Wardlow, EKU	O18	Marshun Middleton, TSU	S4		Gerald Bentley, TTU
	Fred Johnson, MOR	O25	Robert Moorman, TSU	S11	S17	Justin Terrill, SEMO
N18	Elliot Pilton, TSU	N1	Dave Stukenberg, SEMO	S18	S24	Fred Thomas, UTM
	Lamont Wortham, TSU	N8	Marcus Kimbrell, MUR	S25	O1	Marc Collins, EKU
N25	Scott Boykin, MTSU	N15	Brian Pressler, EKU	O2	O8	Rhett Kopp, MTSU
Offensive Lineman		N22	Brian Pressler, EKU	O9	O15	Kirk Pointer, APSU
S3	None Selected	Special Teams		O16	O22	Brandon Thomas, MTSU
S9	James Appel, MOR	S6	Leon Brown, EKU	O23	O29	Chris Dill, MUR
S16	Tim Wimbly, EKU	S13	Patrick Robinson, TSU	O30	N5	Brandon Thomas, MTSU
	Brian Neville, EKU	S20	Bradd Ladd, EKU	N6	N12	None Selected
S23	Jimmy Betea, TSU	S27	Mike Penman, EKU	N13	N20	Dione Tyler, SEMO
S30	None Selected	O4	Tim McNamee, EKU	N20	Newcomer	
O7	Mike Roth, EKU	O11	Colin Godfrey, TSU	Defensive	S3	Lance Hoeltke, APSU
O14	Greg Armstrong, MUR	O18	Chad Brummitt, TTU	S4		Derrick Cullors, MUR
O21	Shawn Corbett, SEMO	O25	Mike Stewart, TTU	S11	S10	Jarrick Hillery, TSU
O28	Jaime Hagan, APSU	N1	Craig Bere, MOR	S18	S17	Charles Hall, APSU
N4	Mike Roth, EKU	N8	Patrick Robinson, TSU	S25	S24	Derrick Cullors, MUR
	Carl Satterly, EKU	N15	Garth Petrilli, MTSU		O1	Tommy Luginbill, EKU
N11	Mike Roth, EKU	N22	Timmy Bland, MUR	O2	O8	Derrick Cullors, MUR
N18	Tim Wimbly, EKU	Rookie		O9	O15	Jeff McCrone, UTM
N25	Mike Roth, EKU	S6	Kelvin Anderson, SEMO	O16	O22	Tommy Luginbill, EKU
	Carl Satterly, EKU	S13	Kirk Pointer, APSU	O23	O29	David Bone, MOR
Special Teams		S20	Mike Penix, TTU	O30	N5	Jamie Sander, TTU
S3	Marcus Dowdell, TSU	S27	Brigham Lyons, MTSU	N6		Jonathan Quinn, MTSU
	Colin Godfrey, TSU	O4	Eric McBroom, MTSU	N13	N12	Jonathan Quinn, MTSU
S9	Chris Dill, MUR	O11	Gerald Bentley, TTU	N20	N20	David Bone, MOR
S16	Bryan Barrett, EKU	O18	Shane Kennedy, SEMO	Special Teams	1996	
	Marshall Hale, TTU	O25	Craig Long, TTU	S4	Offensive	
S23	Tomas Cobb, MUR	N1	Daniel Williams, APSU	S11	S8	Justin Lynch, EIU
S30	Steve Munnell, APSU	N8	Anthony Franklin, MTSU	S18	S15	Reginald Swinton, MUR
O7	Garth Petrilli, MTSU	N15	Kelvin Anderson, SEMO	S25	S22	Andre Caballero, TTU
O14	Todd Duffy, EKU	N22	Kelvin Anderson, SEMO	O2	S29	William Murrell, EKU
O21	Daniel Gipson, TTU			O9	O6	Mike Cherry, MUR
O28	Bryan Barrett, EKU			O16	O13	Dee Mostiller, MTSU
N4	Colin Godfrey, TSU					



O20 William Murrell, EKU
O27 Jabarey McDavid, EIU
N3 Anthony Downs, MUR
N10 Mike Cherry, MUR
N17 William Murrell, EKU
N24 Daniel Williams, APSU

Defensive

S8 Lamar Carter, TSU
S15 Hasheem Rasheed, EIU
S22 Robert Taylor, TTU
S29 Rodney Wilson, EIU
O6 Tony McCombs, EKU
O13 Anthony Hutch, MUR
O20 Renardo Hampton, MUR
O27 Danny Thomas, EKU
N3 Hasheem Rasheed, EIU
N10 Anthony Hicks, MTSU
Robert Taylor, TTU
N17 Tpayil McMullen, MTSU
DeAndre James, MTSU
N24 Angel Rubio, SEMO

Special Teams

S8 Donald Hitson, MUR
S15 Chris Watson, EIU
S22 Rob Hart, MUR
S29 Jay Henderson, TTU
O6 Rob Hart, MUR
O13 Shawn Denzer, EIU
O20 Chris Wiggins, APSU
O27 Patrick McFall, TSU
N3 Rob Hart, MUR
N10 Rob Hart, MUR
N17 Jay Henderson, TTU
N24 Keegan Ray, MTSU

Newcomer

S8 Scooter Asel, EKU
S15 Jermaine Womack, MTSU
S22 Scooter Asel, EKU
S29 Mike Simpson, EIU
Lamar Carter, TSU
O6 Todd Valentine, TSU
Brant Billen, TTU
O13 Andre Caballero, TTU
O20 Kelverick Green, MTSU
Shane Cowan, UTM
O27 Todd Valentine, TSU
N3 Adam Joyner, UTM
N10 Kelverick Green, MTSU
N17 Mancel Elam, MUR
N24 Lamar Carter, TSU

1997

Offensive

A31 Anthony Downs, MUR
S7 Leon Murray, TSU
S14 Donnie Davis, EIU
S21 Mike Simpson, EIU
S28 Anthony Downs, MUR
O5 Jonathan Quinn, MTSU
O12 Derrick Logan, EKU
O19 Justin Lynch, EIU
O26 Jonathan Quinn, MTSU
Mike Simpson, EIU
N2 Justin Lynch, EIU
N9 Todd Valentine, TSU
N16 Anthony Downs, MUR
N23 Simon Fuentees, EKU
Rondel Menendez, EKU

Defensive

A31 Angel Rubio, SEMO
S7 Branon Vaughn, TTU
S14 Lamar Carter, TSU
S21 Ronnie Merritt, MUR
S28 Josh Symonette, TTU
O5 Ed Jackson, EIU
O12 Mancel Elam, MUR
O19 Chris Guyton, EKU
O26 Jason Muchow, EKU
N2 Corey Chamblin, TTU
N9 Marcus Stepp, MUR
N16 Corey Cobb, UTM
N23 Darrell Hinton, TSU

Special Teams

A31 Justin Terrill, SEMO
S7 John Fowle, EIU
S14 Tyrone Butterfield, TSU
S21 John Fowle, EIU
S28 Buck Billings, TSU
O5 Darriel Ruffin, UTM
O12 Mancel Elam, MUR
O19 John Wright, EKU

O26 Terrance Smith, UTM
N2 Bobby Washington, EKU
N9 Tyrone Butterfield, TSU
N16 Jerome Tillman, TTU
N23 Andy Dorsey, TTU

Newcomer

A31 Tyrone Butterfield, TSU
S7 Dan Loyd, MUR
S14 Corey Crume, EKU
S21 Darriel Ruffin, UTM
S28 Brian Durham, EKU
O5 Dan Loyd, MUR
O12 Darriel Ruffin, UTM
O19 Stanley McGraw, TTU
O26 Tyrone Butterfield, UTM
N2 Aaron Layne, SEMO
N9 Charlie Walker, MTSU
N16 Corey Crume, EKU
N23 Leon Murray, TSU
Tyrone Butterfield, TSU

1998

Offensive

S6 Torin Kirtsey, MTSU
S13 Justin Fuente, MUR
S20 Corey Crume, EKU
S27 Corey Williams, SEMO
O4 Justin Bivins, MUR
O11 Torin Kirtsey, MTSU
O18 Leon Murray, TSU
O25 DeJuan Marshall, TSU
N1 Wes Counts, MTSU
N8 Justin Fuente, MUR
Kelverick Green, MTSU
N15 Leon Murray, TSU
N22 Rondel Menendez, EKU

Defensive

S6 Jerry Turner, TTU
S13 Lamar Carter, TSU
S20 Antwan Perry, EIU
S27 Charles Tinsley, EKU
O4 Keith Pauldo, MTSU
O11 Labrent Sterling, TSU
O18 Kenneth Knotts, MUR
O25 Branon Vaughn, TTU
N1 Scott Brown, MTSU
N8 Darrell Hinton, TSU
N15 Chad Evitts, TTU
N22 Joshua Symonette, TTU

Special Teams

S6 Corey Chester, SEMO
S13 Greg Miller, MUR
S20 Stephen Brown, EKU
S27 Andy Dorsey, TTU
O4 Chris Watson, EIU
O11 Jarrick Hillery, TSU
O18 Ashley Johnson, TSU
O25 David Collett, TTU
N1 Greg Miller, MUR
N8 Greg Miller, MUR
N15 Andy Dorsey, TTU
N22 Jarrick Hillery, TSU

Newcomer

S6 Justin Fuente, MUR
Jon Denton, EKU
S13 Anthony Boggs, EKU
S20 Anthony Buich, EIU
S27 Wes Counts, MTSU
O4 Bobby Brune, SEMO
O11 Kendall Newson, MTSU
O18 Jon Denton, EKU
O25 Anthony Buich, EIU
N1 DeJuan Marshall, TSU
N8 Tony Wesley, MTSU
N15 Justin Fuente, MUR
Anthony Buich, EIU
N22 Tony Woods, EKU

1999

Offensive

S6 Leon Murray, TSU
S12 Justin Fuente, MUR
S19 Leon Murray, TSU
S26 Jabarey McDavid, EIU
O3 Walter Hill, TTU
O10 Justin Fuente, MUR
O17 Leon Murray, TSU
O24 Jermaine Manning, MUR
O31 Rod Smart, WKU
Chris Perkins, TSU

N7 Justin Fuente, MUR
N14 Chris Perkins, TSU
N21 Anthony Buich, EIU

Defensive

S6 Ed Sanders, TSU
S12 Chad Evitts, TTU
S19 Scooter Asel, EKU
S26 Melvin Wisham, WKU
O3 Mel Mitchell, WKU
O10 Branon Vaughn, TTU
O17 Branon Vaughn, TTU
O24 Brian Hinton, SEMO
O31 Lamar Carter, TSU
N7 Benny Zeigler, TSU
N14 Joshua Symonette, TTU
N21 Jeremy Atwell, SEMO

Special Teams

S6 Brian Bivens, MUR
S12 Avion Black, TSU
S19 David Collett, TTU
S26 Seth Carriere, SEMO
O3 Ashley Johnson, TSU
O10 Greg Miller, MUR
O17 Frank Cutolo, EIU
O24 Brian Bivens, MUR
O31 Jason Martin, EKU
N7 Brian Bivens, MUR
N14 Jason Martin, EKU
Seth Goodowens, TSU
Alan Ogletree, WKU

Newcomer

S6 Sherrod Coates, WKU
S12 Bobby Sippio, WKU
S19 Julius Hull, TSU
S26 Tony Romo, EIU
O3 Patrick Jenkins, TSU
O10 Yeremiah Bell, EKU
O17 Brian Bivens, MUR
O24 Rashad West, SEMO
O31 Shaka Jones, MUR
N7 Amariah Robb, TSU
Rashad West, SEMO
N14 Bobby Sippio, WKU
N21 Rashad West, SEMO

2000

Offensive

S3 Tony Romo, EIU
S10 Waylon Chapman, EKU
Bobby Brune, SEMO
S17 Tony Romo, EIU
S24 Mario Riley, MUR
O1 Corey Crume, EKU
O8 Garner Byars, MUR
O15 Tony Romo, EIU
O22 Alex Bannister, EKU
O29 Travis Rogers, TTU
N5 J.R. Taylor, EIU
N12 Garner Byars, MUR
N19 Travis Rogers, TTU

Defensive

S3 Jai Williams, MUR
S10 Sherrod Coates, WKU
S17 Melvin Wisham, WKU
S24 Chad Evitts, TTU
O1 Nick Sullivan, EKU
O8 Melvin Wisham, WKU
O15 Chance Price, TSU
O22 Bobby Sippio, WKU
O29 Bobby Sippio, WKU
N5 Phillip Wasson, MUR
N12 Chad Evitts, TTU
N19 Mike Carlin, EIU

Special Teams

S3 Luke Anderson, EKU
S10 Frank Cutolo, EIU
S17 Jason Witczak, SEMO
S24 Andy Dorsey, TTU
O1 Alan Ogletree, WKU
O8 Alan Ogletree, WKU
O15 Andy Dorsey, TTU
O22 Bill Besenhofer, EIU
O29 Joseph Jefferson, WKU
N5 Jahi Henley, TTU
N12 Kourtney Young, EIU
N19 David Collett, TTU
Bobby Sippio, WKU

Newcomer

S3 Kenton Evans, TSU
S10 Curtis Cooper, SEMO
S17 Michael Slater, MUR

S24 Stewart Childress, MUR
O1 Keith Brooks, WKU
Stewart Childress, MUR
O8 Ricky Farmer, SEMO
O15 Jason Johnson, WKU
Nick Ricks, EIU
O22 Michael Slater, MUR
O29 Marcus Patton, SEMO
N5 Andre Raymond, EIU
C.J. Johnson, TSU
N12 Stewart Childress, MUR
N19 Kenton Evans, TSU

2001

Offensive

S2 Shannon Harris, TSU
S9 Tony Romo, EIU
S16 None Selected
S25 Curtis Cooper, SEMO
S30 Tony Romo, EIU
O7 Curtis Cooper, SEMO
O14 J.R. Taylor, EIU
O21 J.R. Taylor, EIU
O28 Grant Swallows, TTU
N4 Grant Swallows, TTU
N11 Grant Swallows, TTU
N18 Tony Romo, EIU

Defensive

S2 Corey Mathis, SEMO
S9 Antione Livingston, EIU
S16 None Selected
S25 Yeremiah Bell, EKU
S30 Marcus Reese, TSU
O7 Jameel Brown, TTU
O14 Yeremiah Bell, EKU
O21 Yeremiah Bell, EKU
O28 D.J. Bleisath, TTU
N4 Chris Minter, EKU
N11 D.J. Bleisath, TTU
N18 D.J. Bleisath, TTU

Special Teams

S2 David Collett, TTU
S9 Shane Andrus, EIU
Kyle East, SEMO
S16 None Selected
S25 Marquis Stephens, TSU
S30 Bill Bessenhofer, EIU
O7 None Selected
O14 Shane Andrus, EIU
O21 None Selected
O28 Andre Raymond, EIU
N4 Frank Cutolo, EIU
N11 David Collett, TTU
N18 Adam Smith, EKU

Newcomer

S2 C.J. Hudson, EKU
S9 Jeromy McDowell, SEMO
S16 None Selected
S25 C.J. Hudson, EKU
S30 C.J. Hudson, EKU
O7 C.J. Hudson, EKU
O14 Charles Anthony, TSU
O21 C.J. Hudson, EKU
O28 Willie Ponder, SEMO
N4 C.J. Hudson, EKU
N11 Billy Blanchard, MUR
N18 Steve Farmer, TSU

2002

Offensive

A31 Andre Raymond, EIU
S7 Willie Ponder, SEMO
S14 Billy Blanchard, MUR
S21 Will Bumphus, EIU
S28 Keiki Misipeka, SEMO
O5 Tony Romo, EIU
O12 Tony Romo, EIU
O19 Tony Romo, EIU
O26 Billy Blanchard, MUR
N2 Charles Anthony, TSU
N9 Willie Ponder, SEMO
J.R. Taylor, EIU
N16 J.R. Taylor, EIU
N23 Jason Ballard, TTU

Defensive

A31 Marcus Adams, EKU
S7 Ahmed Safeullah, TSU
S14 Daniel Wentzel, TTU
S21 Marcus Adams, EKU
S28 Ricky Farmer, SEMO



O5 Justen Rivers, EKU
O12 Nick Ricks, EIU
O19 Ricky Farmer, SEMO
O26 Chad Dewberry, EKU
N2 Dmitri Patterson, SEMO
N9 Perez Boyd, UTM
N16 Bobby Sanders, MUR
N23 Tyrone Parks, MUR

Special Teams

A31 Andrew Winters, SEMO
S7 Brent Harris, UTM
S14 Nick Hodges, TTU
S21 Andre Raymond, EIU
S28 Nick Hodges, TTU
O5 Chris NesSmith, SEMO
O12 Carlos Wright, TSU
O19 None Selected
O26 Brian Bivens, MUR
N2 Shane Andrus, MUR
N9 None Selected
N16 None Selected
N23 Shane Andrus, MUR

Newcomer

A31 Matt Miller, EKU
S7 Jack Tomco, SEMO
S14 Keiki Misipeka, SEMO
S21 Trey Bonner, TTU
S28 Keiki Misipeka, SEMO
O5 Jack Tomco, SEMO
O12 Jack Tomco, SEMO
O19 Matt Miller, EKU
O26 Sugar Sanders, TSU
N2 Deandre Green, MUR
N9 Nick Eller, EIU
N16 Jack Tomco, SEMO
N23 Nick Eller, EIU

2003

Offensive

A30 Charles Anthony, TSU
S6 Matt Guice, EKU
S13 Andre Ralston, EKU
S20 Charles Anthony, TSU
S27 Ray Nelson, SAM
O4 Brady Wahlberg, UTM
O11 Kory Chapman, JSU
O18 Efre Hill, SAM
O25 C.J. Johnson, JSU
N1 Ray Nelson, SAM
N8 Maurice Mullins, JSU
N15 Andre Ralston, EKU
N22 Charles Anthony, TSU

Defensive

A30 Michael Hanley, MUR
S6 Mike Dunn, EKU
S13 Brandon Shelby, TTU
S20 Fred Miller, EIU
S27 Yusuf Sharif, TTU
O4 Ricky Farmer, SEMO
O11 Jerome Jones, EKU
O18 Ben Brown, EIU
O25 George Summers, JSU
N1 Justen Rivers, EKU
N8 Dimitri Patterson, SEMO
N15 O.J. Turner, SEMO
N22 Justen Rivers, EKU

Special Teams

A30 Richie Rhodes, JSU
S6 Cortland Finnegan, SAM
S13 Gerald Morrow, TSU
Jarrett Morrow, TSU
S20 Ty Neil, SAM
S27 Richie Rhodes, JSU
O4 Derek Kutz, SEMO
O11 Chris Hicks, SAM
O18 Charles Owens, EIU
O25 Chris Hicks, SAM
N1 Jesse Ohliger, MUR
N8 Adam Smith, EKU
N15 Richie Rhodes, JSU
N22 Richie Rhodes, JSU

Newcomer

A30 Michael Hanley, MUR
S6 Matt Guice, EKU
S13 Matt Guice, EKU
S20 David Taufou, SEMO
S27 Derek White, TTU
O4 Derek White, TTU
O11 James Dumervil, TSU
O18 David Simonhoff, SEMO

O25 Vincent Webb, EIU
N1 Andrew Goodenough, SEMO
N8 Matt Guice, EKU
N15 Matt Guice, EKU
N22 Adam Ellis, EKU

2004

Offensive

S4 Charles Anthony, TSU
S11 Charles Anthony, TSU
S18 Oscar Bonds, JSU
S25 Oscar Bonds, JSU
O2 C.J. Hudson, EKU
O9 Trey Bonner, TTU
O16 Riley Walker, TSU
O23 Ray Nelson, SAM
O30 Don Chapman, UTM
N6 Oscar Bonds, JSU
N13 Charles Anthony, TSU
N20 Craig Agee, JSU

Defensive

S4 Cortland Finnegan, SAM
S11 Justin Williams, TSU
S18 Paul Thomas, TSU
S25 LaMarcus Rowell, JSU
O2 Jamar Landrom, TSU
O9 Perry Kyles, TTU
O16 Pierre Wright, EKU
O23 Brett Vavra, TTU
O30 Kellin White, SEMO
N6 Brett Vavra, TTU
N13 Marcus Lorick, EIU
N20 Pierre Wright, EKU

Special Teams

S4 David Simonhoff, SEMO
S11 Brandon Robinson, EIU
S18 Gavin Hallford, JSU
S25 Derek Kutz, SEMO
O2 Rayvon Sims, UTM
O9 Antoine Bullock, JSU
O16 Phil Kuhl, EKU
O23 Josh Foster, TTU
O30 David Simonhoff, SEMO
N6 Craig Agee, JSU
N13 Kyle Barber, EKU
N20 Phil Kuhl, EKU

Newcomer

S4 Don Chapman, UTM
S11 Josh Greco, EKU
S18 Don Chapman, UTM
S25 Matt Schabert, EIU
O2 Matt Schabert, EIU
O9 Derrick Parrott, MUR
O16 LaMarcus Rowell, JSU
O23 Josh Greco, EKU
O30 Don Chapman, UTM
N6 Matt Schabert, EIU
N13 Nick Turner, MUR
N20 Matt Schabert, EIU

2005

Offensive

S4 Brady Wahlberg, UTM
S11 Josh Greco, EKU
S18 Brady Wahlberg, UTM
S25 Josh Greco, EKU
O2 Stephen Britton, TTU
O9 Chad Cook, MUR
O16 Javarris Williams, TSU
O23 Tim Holloman, SEMO
O30 Clay Green, JSU
N6 Anthony Ash, TTU
N13 Mark Dunn, EKU
N20 Don Chapman, UTM

Defensive

S4 Tristan Burge, EIU
S11 Jamar Landrom, TSU
S18 Michael Sturgis, MUR
S25 Jason Coleman, UTM
O2 Derrick Huff, EKU
O9 David Gilmore, UTM
O16 Lucius Seymour, EIU
O23 Tristan Burge, EIU
O30 Clint Sellers, EIU
N6 Seth Harrell, SEMO
N13 Gavin Slaughter, JSU
N20 Clint Sellers, EIU

Special Teams

S4 Zach Walden, JSU
S11 Josh Foster, TTU

S18 Nick Turner, MUR
S25 Taurean Rhetta, JSU
O2 David Simonhoff, SEMO
O9 Taylor Brown, UTM
O16 Cortland Finnegan, SAM
O23 Darren Williams, JSU
O30 Jon Mahan, TTU
N6 David Simonhoff, SEMO
N13 David Simonhoff, SEMO
N20 Tom Schofield, EIU

Newcomer

S4 Clint Sellers, EIU
S11 K.J. Austin-Bruce, TSU
S18 Darren Williams, JSU
S25 Adam Kesler, EIU
O2 Jonathan Eiland, MUR
O9 Dante Harrold, UTM
O16 Courtney Richardson, TSU
O23 Tim Holloman, SEMO
O30 Tim Holloman, SEMO
N6 Cameron Kirnes, TTU
N13 Stevie Chaney, MUR
N20 Clint Sellers, EIU

2006

Offensive

S3 Javarris Williams, TSU
S10 Vincent Webb, EIU
S17 Chad Cook, MUR
S24 Vincent Webb, EIU
O1 Clay Green, JSU
O8 Josh Greco, EKU
O15 Javarris Williams, TSU
O22 Norris Smith, EIU
O29 Javarris Williams, TSU
N5 Don Chapman, UTM
N12 Don Chapman, UTM
N19 Lee Sweeney, TTU

Defensive

S3 LeMarcus Rowell, JSU
S10 Brandon Rosser, EKU
S17 Derrick Parrott, MUR
S24 Aaron Williams, TTU
O1 LeMarcus Rowell, JSU
O8 Lucius Seymour, EIU
O15 Lucius Seymour, EIU
O22 Markeseo Jackson, UTM
O29 Kevin Rondo, UTM
N5 Donald Thomas, EIU
N12 Brandon Gathof, EKU
N19 Kenny Brown, JSU

Special Teams

S3 Shannon Fleming, SAM
S10 Chris Hicks, SAM
S17 David Simonhoff, SEMO
S24 John Mahan, TTU
O1 Zach Walden, JSU
O8 Zach Walden, JSU
O15 Chris Hicks, SAM
O22 David Simonhoff, SEMO
O29 Zach Walden, JSU
N5 Jessie Burton, UTM
N12 Matt Schoborg, EKU
N19 Clay Green, JSU

Special Teams

S3 Micah Rucker, EIU
S10 Micah Rucker, EIU
S17 Marcus Dawson, UTM
S24 E.J. Daniel, UTM
O1 Lee Sweeney, TTU
O8 Cole Stinson, EIU
O15 Lee Sweeney, TTU
O22 Antonio Heffner, TSU
O29 Aaron Williams, TSU
N5 Cole Stinson, EIU
N12 Bobby Washington, EKU
N19 Lee Sweeney, TTU

2007

Offensive

S2 Cole Stinson, EIU
S9 Derek White, TTU
S16 Derek White, TTU
S23 Bobby Washington, EKU
S30 Antonio Heffner, TSU
O7 Allan Holland, EKU
O14 Cedric Johnson, JSU
O21 Chris Fletcher, APSU
O28 Jefferson Adcock, SAM
N4 Jeff Ehrhardt, MUR
N11 Don Chapman, UTM

N18 Ademola Adeniji, EIU

Defensive

S2 Dontrell Miller, UTM
S9 Drew Robinson, JSU
S16 Daniel Becker, APSU
Shaun Richardson, TSU
S23 Maurice Smith, TTU
S30 Carnell Clark, JSU
O7 Donald Thomas, EIU
O14 Corey Reed, TTU
O21 Derrick Huff, EKU
O28 Derrick Huff, EKU
N4 D. Rodgers-Cromartie, TSU
N11 Michael Torres, EIU
Brandon Gathof, EKU
N18 Craig Worthen, UTM

Special Teams

S2 Terrence Holt, APSU
Gavin Hallford, JSU
S9 Gavin Hallford, JSU
S16 Eric Benson, TSU
S23 Mark Prevost, SAM
S30 Maurice Dupree, JSU
Gavin Hallford, JSU
O7 Taylor Long, EKU
O14 Zach Walden, JSU
O21 Sean O'Brien, MUR
O28 Larry Shipp, TTU
N4 Maurice Dupree, JSU
N11 Quinten Ponius, EIU
N18 Terrence Holt, APSU
Taurean Rhetta, JSU

Newcomer

S2 Victor Anderson, SEMO
S9 Kevin Cook, EIU
Justin Kraemer, TTU
S16 Chris Evans, SAM
S23 Alex Barnett, SAM
Henry Sales, TTU
S30 Rashad Haynes, EIU
O7 Cedric Johnson, JSU
O14 Cedric Johnson, JSU
O21 Chris Evans, SAM
O28 Jeff Ehrhardt, MUR
Cade Thompson, UTM
N4 Jeff Ehrhardt, MUR
N11 Cade Thompson, UTM
N18 Justin Kraemer, TTU

2008

Offensive

A31 Houston Lillard, SEMO
S7 Antonio Heffner, TSU
S14 Henry Sales, TTU
S21 Antonio Heffner, TSU
S28 Ryan Perrilloux, JSU
O5 Derrick Townsel, MUR
Javarris Williams, TSU
O12 Brandyn Young, UT Martin
O19 Ryan Perrilloux, JSU
O26 Trent Caffee, APSU
N2 Allan Holland, EKU
N9 Antonio Heffner, TSU
N16 C.J. Walker, EKU
N23 Travorus Bess, EIU
Jeff Ehrhardt, MUR

Defensive

A31 Eddie Calvin, SEMO
S7 Seymour Loftman, EIU
S14 Nathan Williams, MUR
S21 A.J. Davis, JSU
S28 Dontrell Miller, UTM
O5 Eugene Clifford, TSU
O12 Nathan Williams, MUR
O19 Alexander Henderson, JSU
O26 Nick Stauffer, SEMO
N2 Nathan Williams, MUR
N9 Austen Lane, MUR
N16 Andrew Ridgeway, JSU
N23 Brandon Gathof, EKU

Special Teams

A31 Terrence Holt, APSU
S7 Jamaal Akbar, UTM
S14 Justin Kraemer, TTU
S21 Tyler Wilke, EIU
S28 Taylor Long, EKU
O5 Maurice Dupree, JSU
O12 Quentin Ponius, EIU
O19 Gavin Hallford, JSU
Eric Benson, TSU

O26 Doug Spada, SEMO
N2 Terrence Holt, APSU
N9 Derrick Townsel, MUR
N16 Gavin Hallford, JSU
N23 Ricky Thomas, APSU

Newcomer

A31 JaJuan Spillman, TSU
S7 Ryan Perrilloux, JSU
S14 Henry Harris, SEMO
Daryl Bourne, UTM
S21 Mike Hicks, UTM
S28 Henry Harris, SEMO
Ryan Perrilloux, JSU
O5 Ryan Perrilloux, JSU
O12 Shannon Davis, EKU
O19 Desmin Ward, EIU
Ryan Perrilloux, JSU
O26 Ryan White, APSU
N2 Ryan Perrilloux, JSU
N9 Mike Hicks, UTM
N16 Ryan White, APSU
N23 Matt Scheible, SEMO

2009

Offensive

S6 Jake Christensen, EIU
S13 Ryan Perrilloux, JSU
S20 Ryan Perrilloux, JSU
S27 Ryan Perrilloux, JSU
O4 Ryan Perrilloux, JSU
O11 Ryan White, APSU
O18 Garnett Phelps, EKU
O25 Terrence Holt, APSU
N1 Ryan Perrilloux, JSU
Tim Benford, TTU
N8 Brandyn Young, UTM
N15 Jake Christensen, EIU
Ryan Perrilloux, JSU
Ryan Perrilloux, JSU
N22 Ryan Perrilloux, JSU

Defensive

S6 Jeremy Caldwell, EKU
S13 Jawaan Booker, JSU
S20 Andre Evans, EKU
S27 Bryan Blanfort, SEMO
O4 Jeremy Caldwell, EKU
T.J. Heath, JSU
O11 Dustin Dillehay, TTU
O18 Patrick McClellan, EKU
O25 Antonio Faulkner, APSU
N1 Caleb Mitchell, TTU
N8 Alexander Henderson, JSU
Austin Lane, MUR
N15 C.J. James, EIU
Alexander Henderson, JSU
N22 Alexander Henderson, JSU

Special Teams

S6 Marcus Harris, MUR
S13 Austin Signor, EIU
S20 Alan Bonner, JSU
S27 Patrick Tatum, JSU
O4 Patrick Tatum, JSU
O11 Kevin Cook, EIU
O18 Kienan Cullen, MUR
O25 Lorence Ricks, EIU
N1 Austin Signor, EIU
Kevin Cook, EIU
N8 Terrence Holt, APSU
N15 Terrence Holt, APSU
N22 Terrence Holt, APSU

Newcomer

S6 Jason McNair, UTM
S13 Mon Williams, EIU
S20 Jake Christensen, EIU
S27 Jake Christensen, EIU
Jamal Young, UTM
O4 T.J. Pryor, EKU
O11 Jeremy Ross, APSU
O18 T.J. Pryor, EKU
O25 Jason McNair, UTM
N1 Caleb Mitchell, TTU
N8 Casey Brockman, MUR
N15 Greg Smith, JSU
N22 T.J. Pryor, EKU

2010

Offensive

S5 Marques Ivory, JSU
Coty Blanchard, JSU
Matt Scheible, SEMO
S12 Henry Harris, SEMO
S19 Henry Harris, SEMO
S26 Jamal Young, JSU
Henry Harris, SEMO

O3 Preston Brown, TSU
O10 Henry Harris, SEMO
O17 Casey Brockman, MUR
O24 Henry Harris, SEMO
O31 Matt Scheible, SEMO
N7 T.J. Pryor, EKU
Chris Wright, EIU
Orlandus Harris, EKU
N14 Casey Brockman, MUR
N21 Casey Brockman, MUR
Cass Barnes, TTU

Defensive

S5 Rodney Garrett, JSU
S12 Jeremy Ross, Austin Peay
Aaron Grimes, SEMO
S19 Darin Nalls, UTM
S26 Rico Council, TSU
O3 Darrick Borum, SEMO
O10 Rico Council, TSU
O17 Caleb Mitchell, TTU
Marcus Edwards, TTU
O24 Brannon Byrd, JSU
O31 Joshua Jackson, SEMO
N7 Tyson Patrick, EKU
N14 Jason Horton, JSU
N21 Richmond Tooley, TTU

Specialist

S5 Rayshawn Weatherspoon, TSU
S12 Drew Geldbach, SEMO
S19 Stephen Stansell, APSU
S26 Dontrell Johnson, MUR
O3 Kevin Cook, EIU
O10 Matthew Barker, TTU
O17 Rashad Haynes, EIU
Jordan Berry, EKU
O24 Drew Geldbach, SEMO
Nick Campbell, TTU
O31 Joe Hook, UTM
N7 Jeremy Caldwell, EKU
N14 James Esco, JSU
N21 Jeremy Caldwell, EKU

Newcomer

S5 Coty Blanchard, JSU
S12 Coty Blanchard, JSU
S19 C.J. Estelle, UTM
S26 Mike Harris, MUR
O3 Coty Blanchard, JSU
Arthur Brackett, MUR
O10 Mike Harris, MUR
O17 Jockes Crawford, TTU
O24 Jimmy Garoppolo, EIU
O31 Jimmy Garoppolo, EIU
N7 Mike Harris, MUR
N14 Darius Barksdale, JSU
Duane Brady, MUR
N21 Jockes Crawford, TTU

2011

Offensive

S4 Coty Blanchard, JSU
S11 Mike Harris, MUR
S18 Casey Brockman, MUR
S25 Dontey Gay, TTU
O2 Jake Ryan, APSU
Matt Scheible, SEMO
O9 Derek Carr, UTM
O16 Mike Harris, MUR
O23 Matt Denham, EKU
O30 Matt Denham, EKU
N6 T.J. Pryor, EKU
N13 Calvin Middleton, JSU
N20 Casey Brockman, MUR
Dontey Gay, TTU

Defensive

S4 Patrick McClellan, EKU
S11 Ichiro Vance, EKU
S18 Richmond Tooley, TTU
S25 Antwaun Majors, APSU
O2 Clarence Jackson, JSU
O9 Ben Johnson, UTM
O16 Antonio Harper, TSU
O23 Montori Hughes, UTM
O30 Qua Huzzie, MUR
Corey Watson, TTU
N6 Antonio Harper, TSU
N13 Blake Peiffer, SEMO
N20 Richmond Tooley, TTU

Specialist

S4 Jordan Berry, EKU
S11 Jeremy Caldwell, EKU
Travis James, TSU

S18 Scott Weatherford, EIU
S25 Coty Blanchard, JSU
Cody Forbes, TTU
O2 Stephen Stansell, APSU
O9 Jamin Godfrey, TSU
O16 Zach Sharp, TTU
O23 Gabriel Chambers, JSU
O30 Nick Campbell, TSU
N6 Kienan Cullen, MUR
N13 Kienan Cullen, MUR
N20 James Esco, JSU

Newcomer

S4 Washaun Ealey, JSU
S11 Jeremiah Williams, EKU
S18 Clarence Jackson, JSU
S25 Washaun Ealey, JSU
O2 Washaun Ealey, JSU
Michael German, TSU
O9 Michael German, TSU
O16 Michael German, TSU
O23 Tim Hamm-Bey, SEMO
O30 Qua Huzzie, MUR
N6 Cameron Bailey, EKU
Washaun Ealey, JSU
N13 Michael German, TSU
N20 Kevin Hamlin, EKU

2012

Offensive

S2 Jimmy Garoppolo, EIU
S29 DaMarcus James, JSU
Trabis Ward, TSU
S16 Michael German, TSU
S23 Erik Lora, Eastern Illinois
S30 Jimmy Garoppolo, EIU
O7 Casey Brockman, MUR
O14 Derek Carr, UTM
Trabis Ward, TSU
O21 T.J. Pryor, EKU
O28 Washaun Ealey, JSU
N4 Derek Carr, UTM
N11 Darian Stone, TTU
N18 Quentin Sims, UTM
Jake Ryan, APSU

Defensive

S2 Brooklyn Fox, EKU
S9 Rashad Smith, JSU
S16 Brandon Wicks, MUR
S23 Cejay Ceniza, EKU
S30 Pete Houlihan, EIU
O7 Nick Thrasher, TSU
Steven Godbolt III, TSU
O14 Thad Williams, UTM
O21 Jermaine Hough, JSU
DJ Roberts, UTM
O28 Artavious Dowdell, EIU
N4 Brooklyn Fox, EKU
N11 Rashad Smith, JSU
N18 Artavious Dowdell, EIU
Brandon Wicks, MUR

Specialist

S2 Cody Sandlin, UTM
S9 Griffin Thomas, JSU
S16 Cameron Berra, EIU
S23 Jordan Benton, MUR
Drew Geldbach, SEMO
S30 Ladarius Vanlier, TTU
O7 Kevin Barfield, UTM
O14 Cameron Berra, EIU
O21 Griffin Thomas, JSU
O28 Jamin Godfrey, TSU
N4 Steven Mix, MUR
N11 Zach Sharp, TTU
N18 Walter Powell, MUR

Newcomer

S2 Troymaine Pope, JSU
Da'Rick Rogers, TTU
Troymaine Pope, JSU
S9 Jaamal Berry, MUR
S16 Da'Rick Rogers, TTU
S23 Jaamal Berry, MUR
S30 Telvin Brown, JSU
O7 Jeremy Butler, UTM
O14 Jermaine Hough, JSU
O21 Scott Lathrop, SEMO
O28 Jaamal Berry, MUR
N4 Jeremy Butler, UTM
N11 Alex Helms, EIU

2013

Offensive

9/2 Eastern Illinois Offensive Line
(Borre, Lowery, Pagliara, Pierce, Seibert)
9/8 Jimmy Garoppolo, EIU
JSU State Rushing Attack
(James, Jenkins, Jones, Pope)
9/15 Jimmy Garoppolo, EIU
9/22 Jimmy Garoppolo, EIU
9/29 Jimmy Garoppolo, EIU
10/6 DaMarcus James, JSU
10/13 Scott Lathrop, SEMO
10/20 Jimmy Garoppolo, EIU
10/27 Jimmy Garoppolo, EIU
11/3 DaMarcus James, JSU
11/10 Eli Jenkins, JSU
11/17 Shepard Little, EIU
11/24 Jimmy Garoppolo, EIU

Defensive

9/2 Alex McNulty, EIU
9/8 Robert Haynes, EIU
9/15 J'vontez Blackmon, UTM
9/22 Samquan Evans, TSU
9/29 Anthony Goodman, EKU
James Hugueley, TTU
10/6 Josh Manning, MUR
10/13 Daniel Fitzpatrick, TSU
10/20 Daniel Fitzpatrick, TSU
10/27 Rashod Byers, JSU
11/3 Tony Bell, UTM
11/10 Marty Jones, TTU
11/17 Ben Johnson, UTM
11/24 Perry Cooper, MUR

Specialist

9/2 Shepard Little, EIU
Ladarius Vanlier, TTU
Martine Stevenson, TSU
Chad Zinchini, TTU
9/15 Griffin Thomas, JSU
Walter Powell, MUR
9/22 Jamin Godfrey, TSU
9/29 Jordan Johnson, TTU
10/6 Walter Powell, MUR
10/13 Alex Knight, SEMO
10/20 Steven Mix, MUR
Spencer Davis, SEMO
10/27 Jordan Berry, EKU
11/3 Erik Lora, EIU
11/10 Griffin Thomas, JSU
11/17 Jackson Redditt, UTM
11/24 Steven Mix, MUR

Newcomer

9/2 Max Shortell, JSU
9/8 Eli Jenkins, JSU
9/15 Maikhail Miller, MUR
Dylan Favre, UTM
9/22 JJ Jude, EKU
9/29 Maikhail Miller, MUR
10/6 Maikhail Miller, MUR
10/13 Maikhail Miller, MUR
10/20 Shephard Little, EIU
10/27 Jeff LePak, EIU
11/3 Omar Williams, APSU
11/10 Eli Jenkins, JSU
11/17 Shephard Little, EIU
11/24 Maikhail Miller, MUR



ALL-TIME OVC PRESEASON POLLS

OVC preseason football polls for most seasons are available dating back to the 1978 poll. Not all years are available. Where available, first-place votes are indicated in parenthesis after team name. Preseason Players of the Year were not selected on a regular basis until 2008 and are indicated after that year's results.

1978		5. Austin Peay	17	3. Middle Tennessee (2)	104	5. Murray State	70
1. Tennessee Tech		6. Tennessee Tech	11	4. Eastern Illinois	80	6. Tennessee State	67
Poll results incomplete		7. Morehead State	8	5. Southeast Missouri	56	7. Eastern Illinois	52
1979		1988		6. Tennessee State	55	8. Tennessee Tech	36
1. Eastern Kentucky	68	Poll not available		7. UT Martin	48	9. UT Martin	19
2. Western Kentucky	66	1989		8. Tennessee Tech	42	2005	
3. Tennessee Tech	48	1. Eastern Kentucky	54	9. Austin Peay	26	1. Jacksonville State (15)	127
4. Murray State	40	2. Middle Tennessee	44.5	1997		2. Eastern Kentucky (1)	108
5. Austin Peay	30	3. Murray State	41.5	1. Eastern Illinois (6)	89	3. Murray State (2)	94
6. Middle Tennessee	22	4. Tennessee State	37	2. Eastern Kentucky (5)	85	4. Eastern Illinois	81
7. Morehead State	20	5. Tennessee Tech	22	3. Murray State (4)	79	5. Tennessee Tech	72
1980		6. Austin Peay	17.5	4. Middle Tennessee (1)	65	6. Samford	49
1. Murray State (5)	47	7. Morehead State	14.5	5. Tennessee State	46	7. Tennessee State	47
2. Eastern Kentucky (3)	41	1990		6. Tennessee Tech	40	8. Southeast Missouri	45
3. Western Kentucky	35	1. Middle Tennessee	35	7. Southeast Missouri	29	9. UT Martin	25
4. Akron	34	2. Eastern Kentucky	32	8. UT Martin	15	2006	
5. Austin Peay	26	3. Murray State	21	1998		1. Eastern Kentucky (11)	120
6. Morehead State	18	Tennessee Tech	21	1. Eastern Kentucky (13)	97	2. Eastern Illinois (7)	117
7. Middle Tennessee	13	5. Tennessee State	19	2. Eastern Illinois (1)	79	3. Jacksonville State	102
8. Tennessee Tech	10	6. Morehead State	10	3. Murray State (2)	77	4. Samford	75
1981		7. Austin Peay	9	4. Middle Tennessee	54	5. Murray State	64
1. Eastern Kentucky (5)	60.5	1991		5. Tennessee Tech	53	6. UT Martin	46
2. Western Kentucky (2)	56.5	1. Eastern Kentucky (13)	125	6. Tennessee State	46	7. Tennessee State	45
3. Murray State (2)	52	2. Middle Tennessee (3)	115	7. Southeast Missouri	26	Tennessee Tech	45
4. Akron	39	3. Tennessee State	89	8. UT Martin	16	9. Southeast Missouri	34
5. Morehead State	31	4. Morehead State	69	1999		2007	
6. Middle Tennessee	29	Tennessee Tech	69	1. Tennessee State (12)	95	1. Eastern Illinois (8)	150
7. Austin Peay	23	6. Murray State	47	2. Murray State (2)	77	2. Jacksonville State (6)	139
8. Youngstown State	18	7. Southeast Missouri	44	3. Eastern Kentucky	71	3. UT Martin (4)	126
9. Tennessee Tech	14	8. Austin Peay	18	4. Eastern Illinois (2)	66	4. Eastern Kentucky (1)	119
1982		1992		5. Western Kentucky	56	5. Tennessee State (1)	103
1. Eastern Kentucky (6)	48	1. Eastern Kentucky (10)	138	6. Tennessee Tech	42	6. Tennessee Tech	79
2. Youngstown State (1)	40	2. Middle Tennessee (8)	136	7. Southeast Missouri	26	7. Murray State	60
3. Murray State (1)	35	3. Morehead State	89	8. UT Martin	15	8. Southeast Missouri	57
4. Middle Tennessee	34	4. Austin Peay	84	2000		9. Samford	46
5. Tennessee Tech	25	5. Tennessee State	81	1. Eastern Kentucky (12)	96	10. Austin Peay	21
6. Akron	19	6. Tennessee Tech	67	2. Murray State (3)	75	2008	
7. Austin Peay	13	7. Southeast Missouri	65	3. Tennessee State (1)	73	1. Jacksonville State (6)	113
8. Morehead State	10	8. UT Martin	41	4. Western Kentucky	56	2. Eastern Kentucky (6)	111
1983		9. Murray State	28	5. Tennessee Tech	55	3. Eastern Illinois (6)	108
1. Eastern Kentucky (6)	48	1993		6. Eastern Illinois	46	4. Tennessee State	84
2. Akron (2)	44	1. Middle Tennessee (16)	152	7. Southeast Missouri	33	5. UT Martin	69
3. Middle Tennessee	36	2. Eastern Kentucky (2)	144	8. UT Martin	14	6. Tennessee Tech	55
4. Youngstown State	27	3. Tennessee Tech	124	2001		7. Austin Peay	50
5. Murray State	22	4. Tennessee State	106	1. Eastern Illinois (9)	69	8. Murray State	36
6. Tennessee Tech	21	5. Southeast Missouri	75	2. Tennessee Tech (3)	56	9. Southeast Missouri	22
7. Morehead State	15	6. Morehead State	69	3. Eastern Kentucky (2)	52	Preseason Offensive Player	
8. Austin Peay	4	7. Austin Peay	58	4. Murray State	50	Allan Holland (QB), EKU	
1984		8. UT Martin	46	5. Tennessee State	32	Preseason Defensive Player	
1. Eastern Kentucky (6)	48	9. Murray State	36	6. Southeast Missouri	23	Pierre Walters (DL), EIU	
2. Middle Tennessee (2)	40	1994		7. UT Martin	12	2009	
3. Akron	36	1. Eastern Kentucky (12)	123	2002		1. Eastern Kentucky (10)	105
4. Murray State	33	2. Middle Tennessee (3)	109	1. Eastern Illinois (4)	71	2. UT Martin (4)	92
5. Austin Peay	20	3. Tennessee Tech (3)	104	2. Eastern Kentucky (3)	61	3. Eastern Illinois (2)	89
6. Tennessee Tech	18	4. Tennessee State	76	3. Tennessee State	45	4. Tennessee State (1)	74
7. Youngstown State	17	5. Murray State	72	Tennessee Tech	45	5. Murray State (1)	61
8. Morehead State	12	6. UT Martin	69	5. Murray State	36	6. Tennessee Tech	35
1985		7. Southeast Missouri	39	6. Southeast Missouri	24	7. Austin Peay	33
1. Eastern Kentucky (4)	44.5	8. Austin Peay	36	7. UT Martin	12	Southeast Missouri	33
2. Middle Tennessee (3)	43	9. Morehead State	20	2003		- Jacksonville State	n/a
3. Murray State (1)	36	1995		1. Southeast Missouri (5)	60	Note: JSU was not included in the Predicted Order of Finish because they were not eligible to win the OVC Championship due to NCAA APR penalties.	
4. Youngstown State	29	1. Eastern Kentucky (15)	127	2. Murray State (4)	58		
5. Austin Peay	26	2. Middle Tennessee (2)	112	3. Eastern Illinois	48		
6. Akron	23.5	3. Tennessee State (1)	89	4. Eastern Kentucky	45	Preseason Offensive Player	
7. Morehead State	14	4. Southeast Missouri	84	5. Jacksonville State	33	Cade Thompson (QB), UTM	
8. Tennessee Tech	8	5. Tennessee Tech	74	Tennessee Tech	33	Preseason Defensive Player	
1986		6. Murray State	59	7. Tennessee State	23	Austen Lane (DE), MUR	
Poll not available		7. Austin Peay	55	8. Samford	16	2004	
1987		8. UT Martin	32	9. UT Martin	8	1. Eastern Kentucky (10)	121
1. Eastern Kentucky (4)	34	9. Morehead State	16	2005		2. Jacksonville State (8)	119
2. Murray State (2)	30	1996		1. Murray State (9.5)	117.5	3. Samford	91
3. Middle Tennessee (1)	28	2. Eastern Kentucky (6.5)	116.5	2. Eastern Kentucky (6.5)	116.5	4. Southeast Missouri	73
4. Youngstown State	19						



2010

1.	Jacksonville State (11)	120
2.	Eastern Illinois (4)	114
3.	Eastern Kentucky (1)	102
4.	Tennessee Tech (1)	78
5.	Tennessee State (1)	70
6.	UT Martin	59
7.	Austin Peay	38
	Southeast Missouri	38
9.	Murray State	29

Preseason Offensive Player

Terrence Holt (RB/KR), APSU

Preseason Defensive Player

Josh Bey (LB), UTM

2011

1.	Jacksonville State (13)	123
2.	Murray State (4)	106
3.	Eastern Kentucky	93
4.	Southeast Missouri	81
5.	Tennessee Tech	73
6.	UT Martin	64
7.	Eastern Illinois	57
8.	Tennessee State	33
9.	Austin Peay	18

Preseason Offensive Player

Casey Brockman (QB), MUR

Preseason Defensive Player

Monte Lewis (DL), JSU

Rico Council (LB), TSU

2012

1.	Eastern Kentucky (12)	124
2.	Jacksonville State (6)	177
3.	Murray State	85
4.	Tennessee Tech	83
5.	Tennessee State	69
6.	UT Martin	67
7.	Southeast Missouri	44
8.	Eastern Illinois	42
9.	Austin Peay	17

Preseason Offensive Player

Casey Brockman (QB), MUR

Preseason Defensive Player

Blake Peiffer (LB), SEMO

2013

1.	Eastern Illinois (12)	122
2.	Eastern Kentucky (4)	114
3.	Tennessee State (2)	90
4.	Jacksonville State	87
5.	UT Martin	78
6.	Murray State	53
	Tennessee Tech	53
8.	Southeast Missouri	35
9.	Austin Peay	16

Preseason Offensive Player

Erik Lora (WR), EIU

Preseason Defensive Player

Steven Godbolt III (DB), TSU

2014

1.	Jacksonville State (10)	118
2.	Eastern Illinois (4)	110
3.	Tennessee State (4)	107
4.	Eastern Kentucky	82
5.	UT Martin	79
6.	Murray State	54
7.	Tennessee Tech	48
8.	Southeast Missouri	34
9.	Austin Peay	16

Preseason Offensive Player

DaMarcus James (RB), JSU

Preseason Defensive Player

Anthony Bass (DE), TSU

NCAA DIVISION I FOOTBALL CHAMPIONSHIP

In the first title game played in Frisco, Eastern Washington erased 16-point deficit to beat Delaware 20-19 in January 2011. The entertaining game certainly did not disappoint the 13,000-plus fans who attended the first college football game in Frisco.

A year later, the perfect blend of two passionate fan bases combined with a “local” team making it to the championship game led to a standing-room only crowd of 20,586 to watch North Dakota State beat Sam Houston State 17-6. North Dakota State quarterback Brock Jensen threw a touchdown pass right after a fake punt and then added a 1-yard run for another score following a long interception return to help the No. 2 seed Bison upset the top-seeded Bearkats, snapping Sam Houston’s 16-game win streak and preventing it from winning its first national championship. It was NDSU’s first national championship at the Division I level to go with five Division II titles, the last in 1990.

The 2012 title game was a rematch between the Bison and Bearkats with North Dakota State claiming its second-straight title with a 39-13 victory. The game was played in front of 21,411 fans, including more than 10,000 wearing green and gold. Brock Jensen ran for three touchdowns and Sam Ojuri added two more scores as NDSU broke a 10-10 halftime tie as they outscored SHSU 29-3 in the second half.

A season ago North Dakota State made it three-straight titles with a convincing 35-7 victory over Towson in front of 19,802 fans. It completed a perfect 15-0 season for the Bison and tied the FCS victory for overall consecutive victories (24).

While the games have no doubt been the highlight, it is a week’s worth of events that have separated the event in Frisco from past championships – not to mention the great Texas hospitality.

The teams arrive in Texas four days before the game starts. They’re greeted by signs and banners around town as well as great crowds at their respective team headquarters. The next day, the teams visit local elementary schools where they are welcomed by students eager to show off their school spirit for their newly adopted college teams. Later that night, the two participating teams gather for the Great Texas Barbecue Bowl that showcase the legendary Texas culture and hospitality. On Friday, teams attend the Champions Luncheon and make last-minute tweaks in game preparation.

The day of the game, fans begin gathering at restaurants and parking lots surrounding Toyota Stadium and take part in Tailgate Town that features quality entertainment and even more Texas sounds, flavors and hospitality.

“The NCAA national championship game in Frisco was an experience our players, fans and coaching staff will never forget,” Sam Houston State head coach Willie Fritz said. “What a great week. The NCAA, Southland Conference and city of Frisco put on a first class event from start to finish.”

The local organizing committee, collectively known as Team Frisco consists of the City of Frisco, its Economic Development Corporation and Convention & Visitors Bureau, Hunt Sports Group/Toyota Stadium, the Frisco Chamber of Commerce and Frisco-based Southland Conference.

The Football Championship Subdivision is comprised of the conferences and institutions that compete in the NCAA Division I Football Championship - Big Sky, Big South, Colonial Athletic Association, Ivy League, Mid-Eastern Athletic, Missouri Valley Football, Northeast, Ohio Valley, Patriot League, Pioneer, Southern, Southland and the Southwestern Athletic. The Ivy League and Southwestern Athletic Conference choose not to participate in the football championship. The FCS embodies a tradition of excellence through high level competition, student-athlete character and sportsmanship throughout the regular season and the championship experience.





OVC POSTSEASON HISTORY

1948

Murray State 21, Sul Ross State 21 (Tangerine Bowl)

1952

Western Kentucky 34, Arkansas State 19 (Refrigerator Bowl)
East Texas State 33, **Tennessee Tech 0** (Tangerine Bowl)

1954

Omaha 7, **Eastern Kentucky 6** (Tangerine Bowl)
Sam Houston State 27, **Middle Tennessee 13** (Refrigerator Bowl)

1959

The Citadel 27, **Tennessee Tech 0** (Tangerine Bowl)

1960

Middle Tennessee 21, Presbyterian 12 (Tangerine Bowl)

1961

Lamar 21, **Middle Tennessee 14** (Tangerine Bowl)

1963

Western Kentucky 27, Coast Guard 0 (Tangerine Bowl)

1964

Middle Tennessee 20, Muskingham 0 (Grantland Rice Bowl)

1967

Eastern Kentucky 27, Ball State 13 (Grantland Rice Bowl)

1969

East Tennessee St. 34, Louisiana Tech 13 (Grantland Rice Bowl)

1972

Louisiana Tech 34, **Tennessee Tech 0** (Grantland Rice Bowl)

1973

Western Kentucky 25, Lehigh 16 (NCAA Division II 1st Round)
Western Kentucky 28, Grambling 20 (Grantland Rice Bowl)
Louisiana Tech 34, **Western Kentucky 0** (NCAA Division II Champ.)

1975

Western Kentucky 14, Northern Iowa 12 (NCAA Division II 1st Round)
Western Kentucky 14, New Hampshire 3 (Grantland Rice Bowl)
Northern Michigan 16, **Western Kentucky 14** (NCAA Division II Champ.)

1976

North Dakota St. 10, **Eastern Kentucky 7** (NCAA Division II 1st Round)

FCS/I-AA PLAYOFFS HISTORY

The I-AA (re-named the Football Championship Subdivision at the end of the 2006 season) Playoffs began in 1978. Eastern Kentucky, which won the I-AA national championship in 1979 and 1982, has been to the playoffs 20 times in the 35-year history of the event. That is the second-most appearances all-time (trailing only Montana).

The NCAA field included 4 teams from 1978-80, 8 teams in 1981, 12 teams from 1982-85, 16 teams from 1986-2009, 20 teams from 2010-12 and 24 teams from 2013-present.

1978 - NCAA I-AA PLAYOFFS

no participants

1979 - NCAA I-AA PLAYOFFS

at Eastern Kentucky 33, Nevada-Reno 30 2OT (Semifinals)
Lehigh 28, **at Murray State 9** (Semifinals)
Eastern Kentucky 30, Lehigh 7 (Championship - Orlando, Fla.)

1980 - NCAA I-AA PLAYOFFS

at Eastern Kentucky 23, Lehigh 20 (Semifinals)
Boise State 31, **Eastern Kentucky 29** (Championship - Sacramento, Calif.)

1981 - NCAA I-AA PLAYOFFS

at Eastern Kentucky 35, Delaware 28 (Quarterfinals)
Eastern Kentucky 23, at Boise State 17 (Semifinals)
Idaho State 34, **Eastern Kentucky 23** (Championship - Wichita Falls, Texas)

1982 - NCAA I-AA PLAYOFFS

at Eastern Kentucky 38, Idaho 30 (Quarterfinals)
at Eastern Kentucky 13, Tennessee State 7 (Semifinals)
Eastern Kentucky 17, Delaware 14 (Championship - Wichita Falls, Texas)

1983 - NCAA I-AA PLAYOFFS

Boston University 24, **at Eastern Kentucky 20** (1st Round)

1984 - NCAA I-AA PLAYOFFS

Middle Tennessee 27, **at Eastern Kentucky 10** (1st Round)
Middle Tennessee 42, at Indiana State 41 (3OT) (Quarterfinals)
Louisiana Tech 21, **at Middle Tennessee 13** (Semifinals)

1985 - NCAA I-AA PLAYOFFS

Georgia Southern 28, **at Middle Tennessee 21** (1st Round)
at Rhode Island 35, **Akron 27** (1st Round)

1986 - NCAA I-AA PLAYOFFS

Eastern Kentucky 23, at Furman 10 (1st Round)
at Eastern Illinois 28, **Murray State 21** (1st Round)
Eastern Kentucky 24, at Eastern Illinois 22 (Quarterfinals)
at Arkansas State 24, **Eastern Kentucky 10** (Semifinals)

1987 - NCAA I-AA PLAYOFFS

at Eastern Kentucky 40, Western Kentucky 17 (1st Round)
at Northern Iowa 31, **Youngstown State 28** (1st Round)
at NE Louisiana 33, **Eastern Kentucky 32** (Quarterfinals)

1988 - NCAA I-AA PLAYOFFS

at Eastern Kentucky 28, Massachusetts 17 (1st Round)
at Eastern Kentucky 41, Western Kentucky 24 (Quarterfinals)
at Georgia Southern 21, **Eastern Kentucky 17** (Semifinals)

1989 - NCAA I-AA PLAYOFFS

at Middle Tennessee 24, Appalachian State 21 (1st Round)
Youngstown State 28, **at Eastern Kentucky 24** (1st Round)
at (1) Georgia Southern 45, **Middle Tennessee 3** (Quarterfinals)

1990 - NCAA I-AA PLAYOFFS

at (1) Middle Tennessee 28, Jackson State 7 (1st Round)
Furman 45, **at Eastern Kentucky 17** (1st Round)
at Boise State 20, **Middle Tennessee 13** (Quarterfinals)

1991 - NCAA I-AA PLAYOFFS

at Middle Tennessee 20, Sam Houston 19 (OT) (1st Round)
at Eastern Kentucky 14, Appalachian St. 3 (1st Round)
at Eastern Kentucky 23, **Middle Tennessee 13** (Quarterfinals)
at Marshall 14, **Eastern Kentucky 7** (Semifinals)

1992 - NCAA I-AA PLAYOFFS

at Middle Tennessee 35, Appalachian State 10 (1st Round)
at Marshall 44, **Eastern Kentucky 0** (1st Round)
at Marshall 35, **Middle Tennessee 21** (Quarterfinals)

1993 - NCAA I-AA PLAYOFFS

at Georgia Southern 14, **Eastern Kentucky 12** (1st Round)

1994 - NCAA I-AA PLAYOFFS

at Eastern Kentucky 30, Boston University 23 (1st Round)
at Marshall 49, **Middle Tennessee 14** (1st Round)
at Youngstown State 18, **Eastern Kentucky 15** (Quarterfinals)

1995 - NCAA I-AA PLAYOFFS

Northern Iowa 35, **at Murray State 34** (1st Round)
at Montana 48, **Eastern Kentucky 0** (1st Round)

1996 - NCAA I-AA PLAYOFFS

at Murray State 34, Western Illinois 6 (1st Round)
at Northern Iowa 21, **Eastern Illinois 14** (1st Round)
at Troy State 31, **Murray State 3** (Quarterfinals)

1997 - NCAA I-AA PLAYOFFS

at Western Kentucky 42, **Eastern Kentucky 14** (1st Round)

1998 - NCAA I-AA PLAYOFFS

at (7) Appalachian State 45, **(10) Tennessee State 31** (1st Round)

1999 - NCAA I-AA PLAYOFFS

(16) North Carolina A&T 24, **at (1) Tennessee State 10** (1st Round)



2000 - NCAA I-AA PLAYOFFS

at (5) **Western Kentucky 27**, (12) Florida A&M 0 (1st Round)
at (1) Montana 45, (16) **Eastern Illinois 13** (1st Round)
(13) Appalachian State 17, at **Western Kentucky 14** (Quarterfinals)

2001 - NCAA I-AA PLAYOFFS

Northern Iowa 49, at **Eastern Illinois 43** (1st Round)

2002 - NCAA I-AA PLAYOFFS

at (2) Western Illinois 48, **Eastern Illinois 9** (1st Round)
at Western Kentucky 59, **Murray State 20** (1st Round)

2003 - NCAA I-AA PLAYOFFS

at Western Kentucky 45, **Jacksonville State 7** (1st Round)

2004 - NCAA I-AA PLAYOFFS

at (2) Furman 49, **Jacksonville State 7** (1st Round)

2005 - NCAA I-AA PLAYOFFS

Southern Illinois 21, at **Eastern Illinois 6** (1st Round)

2006 - NCAA FCS PLAYOFFS

Illinois State 24, at **Eastern Illinois 13** (1st Round)
at Southern Illinois 36, **UT Martin 30** (1st Round)

2007 - NCAA FCS PLAYOFFS

at (4) Southern Illinois 30, **Eastern Illinois 11** (1st Round)
at Richmond 31, **Eastern Kentucky 14** (1st Round)

2008 - NCAA FCS PLAYOFFS

at Richmond 38, **Eastern Kentucky 10** (1st Round)

2009 - NCAA FCS PLAYOFFS

at (3) Southern Illinois 48, **Eastern Illinois 7** (1st Round)

2010 - NCAA FCS PLAYOFFS

Wofford 17, at **Jacksonville State 14** (2nd Round)
at (5) Eastern Washington 37, **Southeast Missouri 17** (2nd Round)

2011 - NCAA FCS PLAYOFFS

James Madison 20, at **Eastern Kentucky 17** (1st Round)
Central Arkansas 34, at **Tennessee Tech 14** (1st Round)

2012 - NCAA FCS PLAYOFFS

at South Dakota State 58, **Eastern Illinois 10** (1st Round)

2013 - NCAA FCS PLAYOFFS

Tennessee State 31, at Butler 0 (1st Round)
at **Jacksonville State 55**, Samford 14 (1st Round)
at **Eastern Illinois 51**, **Tennessee State 10** (2nd Round)
Jacksonville State 31, at McNeese State 10 (2nd Round)
Towson 49, at **Eastern Illinois 39** (Quarterfinals)
at Eastern Washington 35, **Jacksonville State 24** (Quarterfinals)

OVC All-Time Record: 28-53 (Home: 19-17; Away: 7-34; Neutral: 2-2)

OVC TEAMS IN FCS/I-AA PLAYOFFS

1979	Eastern Kentucky	1997	Eastern Kentucky
	Murray State	1998	Tennessee State
1980	Eastern Kentucky	1999	Tennessee State
1981	Eastern Kentucky	2000	Western Kentucky
1982	Eastern Kentucky		Eastern Illinois (at-large)
1983	Eastern Kentucky	2001	Eastern Illinois
1984	Eastern Kentucky	2002	Murray State
	Middle Tennessee		Eastern Illinois (at-large)
1985	Akron	2003	Jacksonville State
	Middle Tennessee	2004	Jacksonville State
1986	Eastern Kentucky	2005	Eastern Illinois
	Murray State	2006	UT Martin
1987	Eastern Kentucky		Eastern Illinois (at-large)
	Youngstown State	2007	Eastern Kentucky
1988	Eastern Kentucky		Eastern Illinois (at-large)
1989	Eastern Kentucky	2008	Eastern Kentucky
	Middle Tennessee	2009	Eastern Illinois
1990	Eastern Kentucky	2010	Southeast Missouri
	Middle Tennessee		Jacksonville State (at-large)
1991	Eastern Kentucky	2011	Tennessee Tech
	Middle Tennessee		Eastern Kentucky (at-large)
1992	Eastern Kentucky	2012	Eastern Illinois
	Middle Tennessee	2013	Eastern Illinois
1993	Eastern Kentucky		Jacksonville State (at-large)
1994	Eastern Kentucky		Tennessee State (at-large)
	Middle Tennessee (at-large)		
1995	Murray State		
	Eastern Kentucky (at-large)		
1996	Murray State		
	Eastern Illinois (at-large)		

**From 1978-92, all playoff participants were determined on an at-large basis. The automatic-qualifying process began in 1993.*

ALL-TIME FCS/I-AA CHAMPIONS

Since the FCS/I-AA football playoffs began in 1978, there have been 21 different champions in the 36-year history of the playoffs. Eastern Kentucky is among seven teams (Appalachian State, Georgia Southern, Marshall, Montana, North Dakota State and Youngstown State are the others) to have won more than one title. Here is a year-by-year list of FCS/I-AA champions:

1978	Florida A&M	1996	Marshall
1979	EASTERN KENTUCKY	1997	Youngstown State
1980	Boise State	1998	Massachusetts
1981	Idaho State	1999	Georgia Southern
1982	EASTERN KENTUCKY	2000	Georgia Southern
1983	Southern Illinois	2001	Montana
1984	Montana State	2002	Western Kentucky
1985	Georgia Southern	2003	Delaware
1986	Georgia Southern	2004	James Madison
1987	Northeast Louisiana	2005	Appalachian State
1988	Furman	2006	Appalachian State
1989	Georgia Southern	2007	Appalachian State
1990	Georgia Southern	2008	Richmond
1991	Youngstown State	2009	Villanova
1992	Marshall	2010	Eastern Washington
1993	Youngstown State	2011	North Dakota State
1994	Youngstown State	2012	North Dakota State
1995	Montana	2013	North Dakota State

OVC TEAM RECORDS IN FCS/I-AA PLAYOFFS

TEAM	YRS.	RECORD	LAST APP.
Eastern Kentucky	20	16-18	2011
Eastern Illinois	15	4-15	2013
Middle Tennessee	7	6-7	1994
Murray State	5	1-5	2002
Tennessee State	4	2-4	2013
Jacksonville State	4	2-4	2013
Southeast Missouri	1	0-1	2010
Tennessee Tech	1	0-1	2011
UT Martin	1	0-1	2006
Western Kentucky	1	1-1	2000
Akron	1	0-1	1985
Youngstown State	1	0-1	1987

Current OVC members in bold

Note: One of Tennessee State's appearances (1986) and five of Eastern Illinois' appearances (1982, 1983, 1986, 1985, 1995) were made before they were members of the OVC (but included in above totals)

OVC FCS/I-AA FINAL POLLS

Polls done by NCAA I-AA football committee from 1982-1992, and by The Sports Network from 1993-present. Polls are final regular season from 1982-1993 and post-playoff from 1994-present.

- | | | | |
|----------------------------|-------------------------|----------------------------|-----------------------------|
| 1. EASTERN KENTUCKY | 13. Delaware | 4. Delaware | 6. Delaware |
| 2. Louisiana Tech | 14. Tennessee State | 5. Alabama State | 7. Troy State |
| 3. Delaware | 15. Furman | 6. Delaware | 8. Southern |
| 4. Tennessee State | 16. Idaho | 7. Villanova | 9. MURRAY STATE |
| 5. Eastern Illinois | 17. Southern Illinois | 8. Marshall | 10. Hofstra |
| 6. Furman | 18. MURRAY STATE | 9. MIDDLE TENNESSEE | 11. Georgia Southern |
| 7. South Carolina State | Connecticut | 10. Samford | 12. EASTERN KENTUCKY |
| 8. Jackson State | 20. North Carolina A&T | 11. New Hampshire | 13. Northern Iowa |
| 9. Colgate | | 12. Sam Houston State | 14. Eastern Illinois |
| 10. Grambling | | 13. Youngstown State | 15. James Madison |
| 11. Idaho | | 14. Western Illinois | 16. Jackson State |
| 12. Northern Illinois | | 15. Weber State | 17. Florida A&M |
| 13. Holy Cross | | 16. James Madison | 18. Idaho |
| 14. Bowling Green | | 17. Appalachian State | 19. William and Mary |
| 15. Boise State | | 18. Northeast Louisiana | 20. Richmond |
| 16. Western Michigan | | 19. McNeese State | 21. Boise State |
| 17. Tenn.-Chattanooga | | 20. The Citadel | 22. Northern Arizona |
| 18. Northwestern State | | Furman | 23. Connecticut |
| 19. Montana | | | 24. Indiana State |
| 20. Lafayette | | | 25. MIDDLE TENNESSEE |

1. Southern Illinois	13. Delaware	4. Delaware	6. Delaware
2. Furman	14. Tennessee State	5. Alabama State	7. Troy State
3. Holy Cross	15. Furman	6. Delaware	8. Southern
4. North Texas State	16. Idaho	7. Villanova	9. MURRAY STATE
5. Indiana State	17. Southern Illinois	8. Marshall	10. Hofstra
6. Eastern Illinois	18. MURRAY STATE	9. MIDDLE TENNESSEE	11. Georgia Southern
7. Colgate	Connecticut	10. Samford	12. EASTERN KENTUCKY
8. EASTERN KENTUCKY	20. North Carolina A&T	11. New Hampshire	13. Northern Iowa
9. Western Carolina		12. Sam Houston State	14. Eastern Illinois
10. Grambling		13. Youngstown State	15. James Madison
11. Nevada Reno		14. Western Illinois	16. Jackson State
12. Idaho State		15. Weber State	17. Florida A&M
13. Boston University		16. James Madison	18. Idaho
14. Northeast Louisiana		17. Appalachian State	19. William and Mary
15. Jackson State		18. Northeast Louisiana	20. Richmond
16. MIDDLE TENNESSEE		19. McNeese State	21. Boise State
17. Tennessee State		20. The Citadel	22. Northern Arizona
18. South Carolina State		Furman	23. Connecticut
19. Mississippi Valley State			24. Indiana State
20. New Hampshire			25. MIDDLE TENNESSEE

1. Alcorn State	13. Delaware	4. Delaware	6. Delaware
2. Montana State	14. Tennessee State	5. Alabama State	7. Troy State
3. Rhode Island	15. Furman	6. Delaware	8. Southern
4. Boston University	16. Idaho	7. Villanova	9. MURRAY STATE
5. Indiana State	17. Southern Illinois	8. Marshall	10. Hofstra
6. Mississippi Valley	18. MURRAY STATE	9. MIDDLE TENNESSEE	11. Georgia Southern
7. MIDDLE TENNESSEE	Connecticut	10. Samford	12. EASTERN KENTUCKY
8. EASTERN KENTUCKY	20. North Carolina A&T	11. New Hampshire	13. Northern Iowa
9. Louisiana Tech		12. Sam Houston State	14. Eastern Illinois
10. Arkansas State		13. Youngstown State	15. James Madison
11. New Hampshire		14. Western Illinois	16. Jackson State
12. Richmond		15. Weber State	17. Florida A&M
13. MURRAY STATE		16. James Madison	18. Idaho
14. Western Carolina		17. Appalachian State	19. William and Mary
15. Holy Cross		18. Northeast Louisiana	20. Richmond
16. Furman		19. McNeese State	21. Boise State
17. Tenn.-Chattanooga		20. The Citadel	22. Northern Arizona
18. Northern Iowa		Furman	23. Connecticut
19. Delaware			24. Indiana State
20. McNeese State			25. MIDDLE TENNESSEE

1. MIDDLE TENNESSEE	13. Delaware	4. Delaware	6. Delaware
2. Furman	14. Tennessee State	5. Alabama State	7. Troy State
3. Nevada-Reno	15. Furman	6. Delaware	8. Southern
4. Northern Iowa	16. Idaho	7. Villanova	9. MURRAY STATE
5. Idaho	17. Southern Illinois	8. Marshall	10. Hofstra
6. Arkansas State	18. MURRAY STATE	9. MIDDLE TENNESSEE	11. Georgia Southern
7. Rhode Island	Connecticut	10. Samford	12. EASTERN KENTUCKY
8. Grambling	20. North Carolina A&T	11. New Hampshire	13. Northern Iowa
9. Georgia Southern		12. Sam Houston State	14. Eastern Illinois
10. Akron		13. Youngstown State	15. James Madison
11. Eastern Washington		14. Western Illinois	16. Jackson State
12. Appalachian State		15. Weber State	17. Florida A&M
13. Delaware State		16. James Madison	18. Idaho
14. Louisiana Tech		17. Appalachian State	19. William and Mary
15. Jackson State		18. Northeast Louisiana	20. Richmond
16. William & Mary		19. McNeese State	21. Boise State
17. MURRAY STATE		20. The Citadel	22. Northern Arizona
18. Richmond		Furman	23. Connecticut
19. EASTERN KENTUCKY			24. Indiana State
20. Alcorn State			25. MIDDLE TENNESSEE

1. Nevada-Reno	13. Delaware	4. Delaware	6. Delaware
2. Arkansas State	14. Tennessee State	5. Alabama State	7. Troy State
3. Eastern Illinois	15. Furman	6. Delaware	8. Southern
4. Georgia Southern	16. Idaho	7. Villanova	9. MURRAY STATE
5. Holy Cross	17. Southern Illinois	8. Marshall	10. Hofstra
6. Appalachian State	18. MURRAY STATE	9. MIDDLE TENNESSEE	11. Georgia Southern
7. Pennsylvania	Connecticut	10. Samford	12. EASTERN KENTUCKY
8. William & Mary	20. North Carolina A&T	11. New Hampshire	13. Northern Iowa
9. Jackson State		12. Sam Houston State	14. Eastern Illinois
10. EASTERN KENTUCKY		13. Youngstown State	15. James Madison
11. Sam Houston State		14. Western Illinois	16. Jackson State
12. Nicholls State		15. Weber State	17. Florida A&M



- 1999**
- Georgia Southern
 - Youngstown State
 - Illinois State
 - Florida A&M
 - Hofstra
 - Troy State
 - Massachusetts
 - Montana
 - Appalachian State
 - North Carolina A&T
 - TENNESSEE STATE**
 - Furman
 - James Madison
 - Lehigh
 - Northern Iowa
 - Northern Arizona
 - Southern
 - Colgate
 - Jackson State
 - Portland State
 - Elon
 - Stephen F. Austin
 - South Florida
 - Villanova
 - Brown

- 2000**
- Georgia Southern
 - Montana
 - Delaware
 - Appalachian State
 - WESTERN KENTUCKY**
 - Richmond
 - Hofstra
 - Lehigh
 - Troy State
 - Furman
 - Youngstown State
 - Western Illinois
 - Grambling
 - Florida A&M
 - Portland State
 - McNeese State
 - EASTERN ILLINOIS**
 - Weber State
 - Northern Iowa
 - Bethune-Cookman
 - North Carolina A&T
 - TENNESSEE TECH**
 - Wofford
 - Illinois State
 - Southwest Texas State

- 2001**
- Montana
 - Furman
 - Georgia Southern
 - Northern Iowa
 - Lehigh
 - Appalachian State
 - Sam Houston State
 - Grambling
 - EASTERN ILLINOIS**
 - Maine
 - Hofstra
 - Western Kentucky
 - McNeese State
 - Northwestern State
 - Youngstown State
 - Northern Arizona
 - William & Mary
 - EASTERN KENTUCKY**
 - Harvard
 - Villanova
 - Rhode Island
 - Florida A&M
 - TENNESSEE TECH**
 - Pennsylvania
 - TENNESSEE STATE**

- 2002**
- Western Kentucky
 - McNeese State
 - Georgia Southern
 - Villanova
 - Western Illinois
 - Maine
 - Montana
 - Grambling
 - Furman
 - Appalachian State
 - Northeastern
 - Fordham
 - EASTERN ILLINOIS**
 - Wofford
 - Bethune-Cookman
 - Northwestern State
 - Penn
 - Idaho State
 - Montana State
 - MURRAY STATE**
 - EASTERN KENTUCKY**
 - Gardner-Webb
 - Nicholls State
 - SOUTHEAST MISSOURI**
 - Colgate

- 2003**
- Delaware
 - Colgate
 - Wofford
 - Florida Atlantic
 - Northern Iowa
 - Western Illinois
 - Western Kentucky
 - McNeese State
 - Southern Illinois
 - Northern Arizona
 - Massachusetts
 - Penn
 - Southern
 - Montana
 - Bethune-Cookman
 - North Carolina A&T
 - Grambling State
 - JACKSONVILLE STATE**
 - Northern Colorado
 - Northeastern
 - Montana State
 - Idaho State
 - Lehigh
 - Georgia Southern
 - Villanova

- 2004**
- James Madison
 - Montana
 - William & Mary
 - Sam Houston State
 - Furman
 - New Hampshire
 - Delaware
 - Eastern Washington
 - Southern Illinois
 - Georgia Southern
 - Western Kentucky
 - Hampton
 - Harvard
 - JACKSONVILLE STATE**
 - Lehigh
 - Cal Poly
 - Northwestern State
 - Wofford
 - Lafayette
 - Alabama State
 - Penn
 - South Carolina State
 - North Dakota State
 - Coastal Carolina
 - Northern Iowa

- 2005**
- Appalachian State
 - Northern Iowa
 - Furman
 - Texas State
 - New Hampshire
 - Cal Poly
 - Southern Illinois
 - Richmond
 - Georgia Southern
 - Hampton
 - Grambling State
 - Montana
 - Eastern Washington
 - Youngstown State
 - Brown
 - EASTERN ILLINOIS**
 - Nicholls State
 - Montana State
 - Massachusetts
 - South Carolina State
 - Lafayette
 - Illinois State
 - Colgate
 - Coastal Carolina
 - James Madison

- 2006**
- Appalachian State
 - Massachusetts
 - Montana
 - Youngstown State
 - North Dakota State
 - New Hampshire
 - Southern Illinois
 - Illinois State
 - James Madison
 - Montana State
 - Hampton
 - Furman
 - UT MARTIN**
 - Coastal Carolina
 - EASTERN ILLINOIS**
 - Cal Poly
 - Northern Iowa
 - Princeton
 - Portland State
 - San Diego
 - McNeese State
 - South Dakota State
 - Wofford
 - Central Arkansas
 - Yale

- 2007**
- Appalachian State
 - Delaware
 - Southern Illinois
 - Northern Iowa
 - Richmond
 - Wofford
 - Massachusetts
 - Eastern Washington
 - North Dakota State
 - Montana
 - McNeese State
 - James Madison
 - EASTERN KENTUCKY**
 - New Hampshire
 - Delaware State
 - Youngstown State
 - Georgia Southern
 - EASTERN ILLINOIS**
 - South Dakota State
 - Fordham
 - Harvard
 - Yale
 - Elon
 - Cal Poly
 - Grambling State

- 2008**
- Richmond
 - Montana
 - James Madison
 - Northern Iowa
 - Appalachian State
 - Villanova
 - Weber State
 - New Hampshire
 - Wofford
 - Cal Poly
 - Southern Illinois
 - Central Arkansas
 - South Carolina State
 - Liberty
 - Harvard
 - Colgate
 - Elon
 - Maine
 - EASTERN KENTUCKY**
 - William & Mary
 - McNeese State
 - Texas State
 - JACKSONVILLE STATE**
 - Grambling
 - Prairie View A&M

- 2009**
- Villanova
 - Montana
 - Appalachian State
 - William & Mary
 - Richmond
 - Southern Illinois
 - New Hampshire
 - South Carolina State
 - Elon
 - Stephen F. Austin
 - South Dakota State
 - McNeese State
 - Eastern Washington
 - Holy Cross
 - Prairie View A&M
 - JACKSONVILLE STATE**
 - Weber State
 - Northern Iowa
 - EASTERN ILLINOIS**
 - Penn
 - Colgate
 - Liberty
 - Florida A&M
 - Lafayette
 - Texas State

- 2010**
- Eastern Washington
 - Delaware
 - Villanova
 - Appalachian State
 - Georgia State
 - Wofford
 - New Hampshire
 - Stephen F. Austin
 - North Dakota State
 - William & Mary
 - Montana State
 - JACKSONVILLE STATE**
 - SOUTHEAST MISSOURI**
 - Lehigh
 - Bethune-Cookman
 - South Carolina State
 - Western Illinois
 - Penn
 - Northern Iowa
 - Montana
 - Liberty
 - Jacksonville
 - Grambling State
 - Cal Poly
 - Dayton

- 2011**
- North Dakota State
 - Sam Houston State
 - Montana
 - Georgia Southern
 - Lehigh
 - Northern Iowa
 - Montana State
 - Maine
 - Towson
 - Old Dominion
 - New Hampshire
 - Appalachian State
 - Wofford
 - Central Arkansas
 - James Madison
 - Harvard
 - Delaware
 - Stony Brook
 - Norfolk State
 - Illinois State
 - TENNESSEE TECH**
 - Jackson State
 - North Dakota
 - EASTERN KENTUCKY**
 - Liberty

- 2012**
- North Dakota State
 - Sam Houston State
 - Georgia Southern
 - Eastern Washington
 - Montana State
 - Old Dominion
 - Wofford
 - Illinois State
 - Appalachian State
 - Central Arkansas
 - Stony Brook
 - Cal Poly
 - New Hampshire
 - South Dakota State
 - Villanova
 - Lehigh
 - Towson
 - Richmond
 - James Madison
 - Northern Arizona
 - Wagner
 - Bethune-Cookman
 - EASTERN KENTUCKY**
 - Coastal Carolina
 - Colgate

- 2013**
- North Dakota State
 - Towson
 - Eastern Washington
 - EASTERN ILLINOIS**
 - New Hampshire
 - Southeastern Louisiana
 - Coastal Carolina
 - Montana
 - Fordham
 - JACKSONVILLE STATE**
 - McNeese State
 - Maine
 - South Dakota State
 - Sam Houston State
 - Northern Arizona
 - Bethune-Cookman
 - TENNESSEE STATE**
 - Youngstown State
 - Samford
 - Montana State
 - Southern Utah
 - Furman
 - Chattanooga
 - Charleston Southern
 - South Carolina State



ALL-TIME CONFERENCE SERIES GAME-BY-GAME

APSU-EIU

EIU leads 11-3

1958	APSU, 21-6 (H)
1959	APSU, 12-8 (A)
1988	EIU, 44-0 (H)
1989	EIU, 36-0 (A)
1992	EIU, 14-9 (A)
1995	EIU, 31-13 (A)
1996	EIU, 42-7 (A)
1997	EIU, 42-14 (H)
2008	APSU, 15-13 (A)
2009	EIU, 30-20 (A)
2010	EIU, 28-10 (H)
2011	EIU, 19-10 (A)
2012	EIU, 65-15 (H)
2013	EIU, 63-7 (A)

APSU-EKU

EKU leads 41-5

1959	EKU, 21-7 (H)
1960	EKU, 27-13 (A)
1961	EKU, 21-7 (H)
1962	EKU, 14-7 (A)
1963	EKU, 14-0 (H)
1964	APSU, 26-0 (H)
1965	APSU, 30-25* (A)
1966	EKU, 33-15 (A)
1967	EKU, 37-0 (H)
1968	EKU, 21-20 (A)
1969	EKU, 29-10 (H)
1970	EKU, 38-7 (A)
1971	EKU, 14-9 (H)
1972	EKU, 21-6 (A)
1973	EKU, 24-7 (H)
1974	EKU, 22-7 (A)
1975	EKU, 49-0 (H)
1976	EKU, 27-13 (A)
1977	APSU, 20-17 (A)
1978	EKU, 14-0 (H)
1979	EKU, 35-10 (H)
1980	EKU, 23-10 (A)
1981	EKU, 41-12 (H)
1982	EKU, 27-18 (A)
1983	EKU, 31-14 (H)
1984	EKU, 20-3 (A)
1985	EKU, 20-10 (H)
1986	EKU, 27-17 (A)
1987	EKU, 50-7 (H)
1988	EKU, 56-10 (A)
1989	EKU, 45-20 (H)
1990	EKU, 38-14 (A)
1991	EKU, 21-0 (H)
1992	EKU, 45-14 (A)
1993	EKU, 48-7 (H)
1994	EKU, 27-14 (A)
1995	EKU, 28-0 (H)
1996	EKU, 24-10 (A)
1997	EKU, 56-3 (H)
2007	EKU, 28-14 (A)
2008	EKU, 13-10 (OT) (H)
2009	APSU, 24-20 (H)
2010	EKU, 17-3 (H)
2011	APSU, 23-17 (H)
2012	EKU, 45-14 (H)
2013	EKU, 38-3 (H)

* - APSU won by forfeit

APSU-JSU

JSU leads 15-6-3

1947	JSU, 7-6 (H)
1948	APSU, 14-13 (H)
1949	JSU, 19-7 (H)
1950	Tie, 13-13 (at AP)
1951	Tie, 6-6 (at JSU)
1952	APSU, 20-7 (H)
1953	APSU, 47-16 (A)
1954	Tie, 14-14 (at AP)
1955	JSU, 20-0 (H)
1956	APSU, 7-0 (A)
1957	JSU, 20-0 (H)
1958	JSU, 8-6 (A)
1959	JSU, 15-14 (H)
1960	JSU, 14-8 (A)
1961	JSU, 21-6 (H)
1962	JSU, 23-13 (A)
1979	APSU, 21-13 (A)
2007	JSU, 42-9 (A)
2008	JSU, 35-22 (H)
2009	JSU, 28-10 (A)
2010	JSU, 56-3 (H)
2011	JSU, 44-14 (A)
2012	JSU, 38-23 (H)
2013	JSU, 42-10 (A)

APSU-MUR

MUR leads 34-13

1953	MUR, 33-13 (A)
1954	MUR, 44-7 (H)
1955	MUR, 20-13 (A)

1956	MUR, 33-27 (H)
1963	MUR, 14-0 (H)
1964	APSU, 26-10 (H)
1965	APSU, 23-6 (A)
1966	APSU, 49-0 (H)
1967	APSU, 37-20 (A)
1968	APSU, 56-35 (H)
1969	MUR, 53-41 (H)
1970	APSU, 45-7 (H)
1971	MUR, 16-6 (H)
1972	APSU, 33-20 (H)
1973	MUR, 31-19 (H)
1974	MUR, 16-8 (A)
1975	MUR, 14-10 (H)
1976	MUR, 23-13 (A)
1977	APSU, 13-0 (A)
1978	APSU, 23-17 (H)
1979	MUR, 24-10 (H)
1980	APSU, 24-0 (H)
1981	MUR, 34-29 (H)
1982	MUR, 21-7 (A)
1983	APSU, 17-16 (H)
1984	MUR, 20-13 (2OT) (H)
1985	MUR, 14-6 (A)
1986	MUR, 24-14 (A)
1987	MUR, 40-0 (H)
1988	MUR, 19-3 (A)
1989	MUR, 49-43 (H)
1990	MUR, 31-24 (3OT) (A)
1991	APSU, 27-9 (H)
1992	MUR, 27-10 (H)
1993	MUR, 38-14 (H)
1994	MUR, 29-14 (A)
1995	MUR, 45-17 (A)
1996	MUR, 51-7 (H)
1997	MUR, 51-0 (H)
2005	MUR, 42-6 (H)
2007	APSU, 23-17 (A)
2008	MUR, 32-12 (A)
2009	MUR, 27-17 (H)
2010	MUR, 61-35 (A)
2011	MUR, 56-24 (H)
2012	MUR, 52-14 (A)
2013	MUR, 31-3 (H)

APSU-SEMO

SEMO leads 12-6

1953	SEMO, 19-6
1965	APSU, 50-7
1966	APSU, 28-27
1991	APSU, 24-21 (H)
1992	APSU, 21-16 (A)
1993	SEMO, 17-7 (A)
1994	SEMO, 31-10 (H)
1995	SEMO, 38-23 (A)
1996	SEMO, 17-13 (H)
1997	SEMO, 31-0 (A)
2006	SEMO, 38-13 (A)
2007	APSU, 34-31 (2OT) (A)
2008	SEMO, 33-30 (A)
2009	APSU, 24-14 (A)
2010	SEMO, 41-24 (A)
2011	SEMO, 17-13 (H)
2012	SEMO, 48-27 (A)
2013	SEMO, 36-34 (A)

APSU-TSU

TSU leads 10-6

1988	APSU, 16-12 (H)
1989	TSU, 38-10 (H)
1990	TSU, 33-7 (A)
1991	APSU, 31-17 (H)
1992	TSU, 35-14 (H)
1993	TSU, 21-16 (A)
1994	TSU, 26-22 (H)
1995	APSU, 28-6 (H)
1996	TSU, 38-14 (H)
2007	TSU, 33-32 (OT) (A)
2008	TSU, 37-34 (H)
2009	APSU, 24-21 (H)
2010	APSU, 26-23 (A)
2011	APSU, 37-34 (H)
2012	TSU, 34-14 (H)
2013	TSU, 31-6 (H)

APSU-TTU

TTU leads 29-18

1938	TTU, 27-0
1939	TTU, 25-0
1954	TTU, 27-13
1955	TTU, 37-6 (H)
1956	TTU, 17-7 (A)
1963	TTU, 28-13 (H)
1964	APSU, 29-0 (H)
1965	APSU, 23-13 (A)
1966	APSU, 20-15 (H)
1967	TTU, 38-13 (H)
1968	TTU, 10-0 (A)
1969	TTU, 56-20 (H)

1970	APSU, 10-6 (H)
1971	TTU, 37-17 (H)
1972	TTU, 19-7 (A)
1973	TTU, 31-12 (H)
1974	TTU, 28-7 (A)
1975	TTU, 20-0 (H)
1976	TTU, 31-13 (A)
1977	APSU, 24-21 (A)
1978	TTU, 28-14 (A)
1979	TTU, 21-14 (H)
1980	APSU, 18-10 (H)
1981	TTU, 29-24 (H)
1982	APSU, 31-27 (H)
1983	APSU, 21-7 (A)
1984	APSU, 27-7 (H)
1985	APSU, 24-20 (A)
1986	APSU, 23-13 (A)
1987	TTU, 14-9 (A)
1988	APSU, 10-6 (A)
1989	TTU, 17-15 (A)
1990	TTU, 20-14 (OT) (H)
1991	TTU, 32-7 (H)
1992	TTU, 10-0 (A)
1993	TTU, 35-17 (A)
1994	APSU, 34-27 (A)
1995	APSU, 20-7 (A)
1996	TTU, 23-17 (A)
1997	TTU, 36-3 (A)
2007	APSU, 30-27 (A)
2008	APSU, 31-28 (H)
2009	TTU, 31-23 (H)
2010	TTU, 34-21 (A)
2011	TTU, 49-7 (H)
2012	APSU, 38-31 (H)
2013	TTU, 34-0 (H)

APSU-UTM

UTM leads 35-25-2

1930	UTM, 32-0 (A)
1931	Tie, 0-0 (at UTM)
1932	Tie, 6-6 (at AP)
1936	UTM, 19-0 (H)
1936	UTM, 33-0 (A)
1937	UTM, 20-12 (H)
1938	APSU, 14-13 (H)
1939	APSU, 7-0 (A)
1940	APSU, 20-0 (H)
1941	APSU, 13-0 (A)
1946	APSU, 33-0 (H)
1946	APSU, 14-6 (A)
1947	APSU, 20-7 (H)
1948	APSU, 39-0 (A)
1959	UTM, 21-10 (A)
1960	UTM, 13-7 (H)
1961	UTM, 14-7 (A)
1962	UTM, 16-0 (H)
1963	APSU, 20-6 (H)
1964	APSU, 35-0 (A)
1965	APSU, 49-0 (H)
1966	APSU, 17-3 (A)
1967	UTM, 47-6 (A)
1968	APSU, 9-7 (A)
1969	UTM, 7-6 (A)
1970	UTM, 22-21 (H)
1971	UTM, 17-3 (A)
1972	APSU, 28-14 (A)
1973	UTM, 26-0 (A)
1974	UTM, 31-26 (H)
1975	UTM, 24-15 (A)
1976	UTM, 24-0 (H)
1977	UTM, 23-10 (A)
1978	APSU, 21-14 (A)
1979	APSU, 24-7 (H)
1980	UTM, 24-20 (H)
1981	APSU, 28-24 (H)
1982	UTM, 17-14 (A)
1983	APSU, 45-6 (A)
1984	APSU, 13-10 (H)
1985	APSU, 13-7 (A)
1986	APSU, 36-0 (H)
1987	UTM, 30-10 (H)
1989	UTM, 21-0 (H)
1990	UTM, 24-10 (A)
1991	UTM, 34-28 (H)
1992	APSU, 32-18 (H)
1993	UTM, 39-33 (2OT) (A)
1994	APSU, 27-21 (A)
1995	UTM, 31-28 (H)
1996	APSU, 55-24 (H)
1997	UTM, 36-26 (A)
2003	UTM, 21-20 (H)
2004	UTM, 31-14 (A)
2006	UTM, 20-10 (A)
2007	APSU, 17-14 (H)
2008	UTM, 31-17 (A)
2009	UTM, 48-38 (H)
2010	UTM, 28-12 (A)
2011	UTM, 61-23 (H)
2012	UTM, 31-6 (A)
2013	UTM, 38-14 (A)

EIU-EKU

EKU leads 12-9

1947	EKU, 14-13 (A)
1948	EKU, 25-14 (H)
1986	EKU, 24-22 (A)
1996	EIU, 45-21 (H)
1997	EKU, 49-7 (A)
1998	EKU, 28-24 (H)
1999	EIU, 20-14 (A)
2000	EIU, 49-6 (H)
2001	EIU, 21-17 (A)
2002	EIU, 25-24 (H)
2003	EKU, 41-0 (A)
2004	EKU, 49-6 (H)
2005	EIU, 53-22 (H)
2006	EIU, 28-21 (A)
2007	EKU, 28-21 (A)
2008	EKU, 20-7 (H)
2009	EKU, 36-31 (A)
2010	EKU, 35-7 (H)
2011	EKU, 48-16 (A)
2012	EIU, 24-7 (A)
2013	EIU, 42-7 (H)

EIU-JSU

EIU leads 6-5

2003	JSU, 36-24 (H)
2004	JSU, 31-21 (A)
2005	EIU, 10-6 (A)
2006	EIU, 28-24 (H)
2007	EIU, 37-23 (A)
2008	JSU, 23-10 (A)
2009	EIU, 28-20 (A)
2010	JSU, 28-23 (A)
2011	JSU, 28-21 (H)
2012	EIU, 31-28 (H)
2013	EIU, 52-14 (H)

EIU-MUR

EIU leads 16-13

1946	MUR, 38-13 (H)
1974	MUR, 13-0 (H)
1975	EIU, 14-6 (H)
1977	MUR, 35-7 (H)
1978	EIU, 35-14 (H)
1986	EIU, 28-21 (H)
1990	MUR, 14-10 (H)
1991	MUR, 28-27 (H)
1992	EIU, 48-9 (H)
1993	EIU, 34-7 (A)
1994	MUR, 31-15 (A)
1996	MUR, 35-28 (A)
1997	MUR, 24-17 (H)
1998	MUR, 35-21 (A)
1999	MUR, 37-32 (H)
2000	EIU, 48-7 (H)
2001	EIU, 37-6 (H)
2002	MUR, 37-35 (H)
2003	EIU, 27-17 (A)
2004	EIU, 24-9 (H)
2005	EIU, 35-28 (A)
2006	EIU, 20-10 (H)
2007	EIU, 27-24 (A)
2008	EIU, 34-6 (H)
2009	EIU, 16-10 (A)
2010	MUR, 38-28 (A)
2011	MUR, 36-27 (H)
2012	EIU, 50-49 (OT) (H)
2013	EIU, 37-17 (A)

EIU-SEMO

EIU leads 15-6

1956	SEMO, 46-13 (H)
1957	SEMO, 41-0 (A)
1995	EIU, 35-18 (H)
1996	EIU, 41-21 (A)
1997	EIU, 32-7 (A)
1998	EIU, 35-33 (H)
1999	SEMO, 45-38 (H)
2000	EIU, 38-9 (H)
2001	EIU, 41-21 (H)
2002	EIU, 44-27 (A)
2003	SEMO, 30-17 (H)
2004	EIU, 35-28 (H)
2005	EIU, 48-24 (A)
2006	EIU, 21-0 (H)
2007	EIU, 31-16 (A)
2008	EIU, 24-21 (A)
2009	EIU, 23-14 (A)
2010	SEMO, 28-13 (A)
2011	SEMO, 37-30 (H)
2012	EIU, 39-20 (H)
2013	EIU, 55-33 (H)

EIU-TSU

EIU leads 10-7

1982	TSU, 20-19 (H)
1998	TSU, 27-21 (A)
1999	TSU, 43-25 (H)

2006 EKU, 20-3 (H)
2007 EKU, 49-7 (H)
2008 TSU, 34-20 (H)
2009 TSU, 20-17 (A)
2011 EKU, 33-22 (H)
2012 TSU, 23-20 (H)
2013 EKU, 44-0 (H)

EKU-TTU

EKU leads 52-18

1937 EKU, 6-0 (H)
1942 EKU, 13-0 (A)
1945 EKU, 14-12 (A)
1946 EKU, 32-0 (H)
TTU, 20-7 (A)
EKU, 13-0 (A)
1950 EKU, 47-7 (H)
1951 EKU, 15-14 (A)
1952 TTU, 28-14 (A)
1953 TTU, 7-0 (H)
1954 EKU, 14-7 (H)
1955 TTU, 13-7 (H)
1956 EKU, 25-13 (H)
1957 TTU, 34-14 (H)
1958 TTU, 20-19 (A)
1959 TTU, 14-10 (H)
1960 TTU, 20-0 (A)
1961 TTU, 14-8 (H)
1962 EKU, 21-0 (H)
1963 TTU, 21-19 (H)
1964 TTU, 27-7 (A)
1965 EKU, 28-14 (A)
1966 TTU, 7-3 (A)
1967 EKU, 24-0 (H)
1968 EKU, 38-14 (A)
1969 EKU, 17-7 (H)
1970 EKU, 20-13 (A)
1971 EKU, 14-7 (H)
1972 TTU, 14-0 (H)
1973 EKU, 30-14 (H)
1974 EKU, 29-14 (A)
1975 TTU, 14-3 (A)
1976 EKU, 28-14 (A)
1977 EKU, 28-21 (H)
1978 EKU, 20-16 (A)
1979 EKU, 35-0 (H)
1980 EKU, 48-7 (A)
1981 EKU, 63-10 (H)
1982 EKU, 34-17 (A)
1983 EKU, 24-7 (H)
1984 EKU, 21-14 (A)
1985 EKU, 35-17 (H)
1986 EKU, 42-14 (H)
1987 EKU, 44-8 (A)
1988 EKU, 14-7 (H)
1989 EKU, 21-20 (A)
1990 EKU, 29-20 (H)
1991 EKU, 19-13 (A)
1992 EKU, 35-0 (H)
1993 EKU, 10-7 (H)
1994 EKU, 23-3 (A)
1995 EKU, 21-3 (A)
1996 EKU, 26-7 (H)
1997 EKU, 28-7 (H)
1998 TTU, 31-29 (3OT) (H)
1999 EKU, 23-20 (2OT) (A)
2000 TTU, 9-3 (A)
2001 EKU, 34-10 (H)
2002 EKU, 19-0 (A)
2003 EKU, 27-14 (H)
2004 EKU, 19-18 (A)
2005 EKU 52-3 (H)
2006 TTU, 27-14 (H)
2007 EKU, 38-24 (H)
2008 EKU, 33-12 (A)
2009 EKU, 17-7 (H)
2010 EKU, 42-29 (A)
2011 TTU, 28-21 (A)
2012 EKU, 42-28 (A)
2013 EKU, 24-10 (H)

EKU-UTM

EKU leads 22-2

1973 EKU, 16-14 (H)
1974 EKU, 24-9 (A)
1991 EKU, 56-21 (H)
1992 EKU, 35-9 (A)
1993 EKU, 30-0 (H)
1994 EKU, 34-14 (A)
1995 EKU, 38-15 (H)
1996 EKU, 45-7 (A)
1997 EKU, 49-0 (H)
1998 EKU, 47-29 (A)
1999 EKU, 54-7 (H)
2000 EKU, 27-0 (A)
2001 EKU, 42-10 (A)
2002 EKU, 58-3 (H)
2003 EKU, 41-32 (H)
2004 EKU, 41-14 (A)
2005 EKU, 31-17 (H)
2006 EKU, 31-28 (A)
2008 EKU, 33-31 (A)

2009 EKU, 31-25 (H)
2010 UTM, 10-7 (H)
2011 EKU, 23-16 (H)
2012 EKU, 28-16 (A)
2013 UTM, 16-7 (A)

JSU-MUR

JSU leads 9-2

2003 MUR, 23-17 (OT) (H)
2004 JSU, 35-14 (H)
2005 JSU, 28-23 (A)
2006 JSU, 49-17 (H)
2007 JSU, 40-24 (A)
2008 JSU, 31-21 (H)
2009 JSU, 41-7 (A)
2010 JSU, 40-34 (H)
2011 JSU, 38-30 (A)
2012 JSU, 38-35 (H)
2013 MUR, 35-34 (OT)(A)

JSU-SEMO

JSU leads 13-5

1961 SEMO, 13-12 (H)
1962 JSU, 6-0 (H)
1963 SEMO, 10-7 (H)
1964 SEMO, 24-0 (A)
1965 JSU, 24-13 (A)
1969 SEMO, 19-13 (H)
1971 JSU, 57-0 (H)
2003 JSU, 22-17 (A)
2004 JSU, 47-9 (H)
2005 JSU, 24-10 (A)
2006 JSU, 38-7 (H)
2007 SEMO, 32-25 (H)
2008 JSU, 38-17 (H)
2009 JSU, 24-3 (A)
2010 JSU, 29-27 (H)
2011 JSU, 22-21 (A)
2012 JSU, 31-16 (H)
2013 JSU, 42-34 (H)

JSU-TSU

JSU leads 7-2

2003 JSU, 34-7 (A)
2004 JSU, 49-35 (H)
2005 JSU, 33-3 (A)
2006 TSU, 38-31 (A)
2008 JSU, 26-21 (H)
2010 JSU, 24-0 (H)
2011 JSU, 38-16 (A)
2012 JSU, 31-28 (OT)(H)
2013 TSU, 31-15 (A)

JSU-TTU

JSU leads 11-6

1936 TTU, 33-0
1977 TTU, 27-20 (H)
1979 JSU, 23-7 (H)
1980 JSU, 7-3 (A)
2001 TTU, 35-27 (A)
2002 JSU, 35-29 (A)
2003 JSU, 37-20 (H)
2004 TTU, 16-13 (H)
2005 JSU, 43-17 (H)
2006 JSU, 17-10 (OT) (A)
2007 JSU, 38-10 (H)
2008 JSU, 41-17 (A)
2009 JSU, 55-28 (H)
2010 TTU, 35-24 (H)
2011 TTU, 21-14 (A)
2012 JSU, 37-28 (A)
2013 JSU, 34-14 (A)

JSU-UTM

JSU leads 28-7

1967 UTM, 38-0 (A)
1968 JSU, 16-12 (H)
1969 JSU, 22-20 (H)
1970 JSU, 16-14 (A)
1971 JSU, 30-10 (H)
1972 JSU, 20-6 (A)
1973 JSU, 50-7 (H)
1974 JSU, 17-0 (A)
1975 JSU, 11-3 (H)
1976 JSU, 24-3 (A)
1977 JSU, 36-13 (H)
1978 JSU, 44-15 (A)
1979 UTM, 15-14 (A)
1980 JSU, 19-14 (A)
1981 JSU, 44-7 (H)
1982 JSU, 41-13 (A)
1983 JSU, 31-19 (H)
1984 JSU, 23-16 (H)
1985 JSU, 19-13 (H)
1986 JSU, 30-20 (A)
1987 UTM, 28-17 (A)
1988 UTM, 31-24 (H)
1989 JSU, 63-0 (H)
1990 JSU, 21-7 (A)
2003 JSU, 34-24 (H)
2004 JSU, 59-12 (A)
2005 JSU, 37-17 (H)

2006 UTM, 24-14 (H)
2007 JSU, 27-24 (H)
2008 UTM, 31-30 (H)
2009 JSU, 52-7 (H)
2010 JSU, 30-20 (A)
2011 JSU, 24-23 (H)
2012 UTM, 49-47 (H)
2013 JSU, 41-27 (A)

MUR-SEMO

MUR leads 38-9-1

1926 MUR, 3-0 (H)
1927 MUR, 6-0 (A)
1928 MUR, 12-0 (H)
1929 SEMO, 13-0 (H)
1930 MUR, 7-0 (H)
1931 MUR, 32-6 (A)
1948 MUR, 40-0 (A)
1960 MUR, 21-10 (H)
1961 MUR, 22-7 (A)
1962 MUR, 19-15 (A)
1968 MUR, 27-14 (A)
1969 MUR, 34-14 (H)
1976 MUR, 14-3 (H)
1977 MUR, 13-6 (A)
1978 SEMO, 24-12 (A)
1979 Tie, 21-21 (at SEMO)
1980 MUR, 19-6 (H)
1981 MUR, 37-23 (A)
1982 MUR, 16-6 (H)
1983 MUR, 25-11 (A)
1984 MUR, 42-3 (H)
1985 MUR, 33-25 (H)
1986 MUR, 42-17 (A)
1987 MUR, 30-12 (H)
1988 SEMO, 16-13 (H)
1991 MUR, 14-10 (H)
1992 SEMO, 27-21 (H)
1993 MUR, 17-14 (H)
1994 MUR, 23-16 (A)
1995 MUR, 34-0 (H)
1996 MUR, 16-0 (A)
1997 MUR, 17-3 (H)
1998 MUR, 26-14 (A)
1999 MUR, 45-18 (H)
2000 MUR, 38-28 (A)
2001 MUR, 45-35 (A)
2002 MUR, 38-31 (H)
2003 MUR, 27-24 (A)
2004 MUR, 28-13 (H)
2005 SEMO, 52-21 (H)
2006 SEMO, 24-17 (A)
2007 MUR, 31-17 (A)
2008 MUR, 17-10 (H)
2009 SEMO, 49-13 (H)
2010 SEMO, 30-17 (A)
2011 MUR, 35-34 (A)
2012 MUR, 42-35 (H)
2013 SEMO, 37-34 (3OT)(H)

MUR-TSU

MUR leads 13-12

1988 MUR, 22-7 (H)
1989 MUR, 27-24 (H)
1990 TSU, 23-17 (A)
1991 TSU, 28-7 (H)
1992 TSU, 19-10 (A)
1993 TSU, 26-13 (H)
1994 TSU, 24-21 (A)
1995 MUR, 24-19 (A)
1996 MUR, 50-14 (H)
1997 MUR, 13-7 (A)
1998 TSU, 46-44 (A)
1999 TSU, 42-41 (H)
2000 MUR, 62-40 (H)
2001 TSU, 38-25 (H)
2002 MUR, 51-27 (H)
2003 TSU, 35-10 (A)
2004 MUR, 30-13 (A)
2006 TSU, 25-15 (H)
2007 TSU, 42-28 (H)
2008 MUR, 24-17 (H)
2009 MUR, 9-6 (A)
2010 MUR, 28-23 (H)
2011 MUR, 58-27 (H)
2012 MUR, 49-28 (H)
2013 TSU, 17-10 (H)

MUR-TTU

TTU leads 41-37-1

1930 TTU, 26-6 (A)
1931 TTU, 19-7 (H)
1932 Tie, 0-0 (at MUR)
1933 MUR, 9-6 (A)
1934 MUR, 40-7 (H)
1935 MUR, 13-0 (A)
1936 MUR, 47-0 (A)
1937 MUR, 14-6 (H)
1941 TTU, 14-6 (*)
1942 TTU, 14-6 (**)
1945 MUR, 13-7 (A)
1946 MUR, 20-13 (***)

1947 MUR, 7-2 (A)
1948 MUR, 34-6 (H)
1949 MUR, 26-7 (A)
1950 MUR, 6-0 (H)
1951 MUR, 20-7 (A)
1952 TTU, 14-3 (A)
1953 TTU, 9-0 (H)
1954 MUR, 19-12 (H)
1955 TTU, 20-7 (H)
1956 MUR, 34-7 (H)
1957 TTU, 26-14 (H)
1958 TTU, 15-14 (A)
1959 TTU, 29-16 (H)
1960 TTU, 14-12 (A)
1961 TTU, 27-8 (H)
1962 TTU, 16-12 (A)
1963 MUR, 28-27 (A)
1964 MUR, 28-21 (H)
1965 TTU, 23-14 (H)
1966 TTU, 51-13 (A)
1967 TTU, 22-21 (A)
1968 MUR, 19-0 (A)
1969 TTU, 28-21 (A)
1970 TTU, 21-7 (H)
1971 TTU, 27-3 (A)
1972 TTU, 10-0 (H)
1973 MUR, 18-17 (H)

1974 TTU, 26-0 (H)
1975 TTU, 14-7 (A)
1976 TTU, 24-7 (H)
1977 TTU, 21-19 (A)
1978 TTU, 24-14 (H)
1979 MUR, 24-3 (H)
1980 MUR, 10-3 (A)
1981 MUR, 15-10 (H)
1982 TTU, 10-3 (H)
1983 MUR, 20-6 (H)
1984 MUR, 37-0 (A)
1985 MUR, 29-21 (H)
1986 MUR, 23-16 (H)
1987 MUR, 24-21 (A)
1988 TTU, 16-13 (OT) (A)
1989 TTU, 21-20 (H)
1990 TTU, 16-3 (A)
1991 TTU, 45-7 (H)
1992 TTU, 35-10 (A)
1993 TTU, 31-16 (H)
1994 TTU, 38-21 (A)
1995 MUR, 45-14 (H)
1996 MUR, 41-3 (H)
1997 TTU, 16-13 (OT) (H)
1998 MUR, 23-3 (H)
1999 MUR, 22-11 (A)
2000 TTU, 36-21 (A)
2001 TTU, 15-12 (H)
2002 MUR, 31-14 (H)
2003 TTU, 49-24 (H)
2004 MUR, 34-15 (H)
2005 TTU, 42-21 (H)
2006 TTU, 20-14 (OT) (A)
2007 TTU, 48-24 (H)
2008 MUR, 51-21 (H)
2009 TTU, 45-14 (H)
2010 MUR, 44-13 (H)
2011 MUR, 38-37 (A)
2012 MUR, 70-35 (H)
2013 MUR, 35-24 (H)
* Owensboro, Ky.
** Henderson, Ky.
*** Paducah, Ky.

MUR-UTM

MUR leads 35-17-1

1924 MUR, 13-0 (H)
1925 MUR, 6-0 (A)
1926 MUR, 25-0 (H)
1927 MUR, 13-7 (A)
1928 MUR, 34-6 (H)
1929 MUR, 13-7 (H)
1930 MUR, 7-0 (A)
1961 MUR, 25-15 (H)
1962 MUR, 15-12 (A)
1963 MUR, 19-8 (H)
1964 MUR, 32-14 (A)
1965 UTM, 17-7 (A)
1966 UTM, 16-12 (H)
1967 UTM, 16-9 (H)
1968 Tie, 7-7 (at MUR)
1971 UTM, 41-0 (H)
1972 MUR, 14-7 (H)
1973 MUR, 21-10 (A)
1974 MUR, 14-6 (H)
1975 MUR, 17-10 (A)
1976 UTM, 24-0 (A)
1977 UTM, 31-20 (H)
1978 MUR, 21-7 (H)
1979 MUR, 24-0 (A)
1980 MUR, 20-6 (H)
1981 MUR, 10-7 (A)
1982 UTM, 10-7 (A)
1987 MUR, 34-6 (H)
1988 UTM, 32-24 (A)

1989 MUR, 24-3 (A)
1991 MUR, 40-34 (H)
1992 UTM, 13-7 (H)
1993 MUR, 28-21 (OT) (A)
1994 MUR, 28-24 (H)
1995 MUR, 33-9 (H)
1996 MUR, 28-14 (A)
1997 MUR, 45-7 (A)
1998 MUR, 47-35 (H)
1999 MUR, 62-14 (H)
2000 MUR, 48-3 (A)
2001 MUR, 35-17 (H)
2002 MUR, 42-3 (A)
2003 MUR, 41-26 (A)
2004 MUR, 38-0 (H)
2005 UTM, 49-20 (H)
2006 UTM, 42-14 (A)
2007 UTM, 76-34 (A)
2008 UTM, 63-38 (H)
2009 UTM, 38-24 (H)
2010 MUR, 52-16 (H)
2011 UTM, 48-26 (H)
2012 UTM, 66-59 (A)
2013 UTM, 45-17 (H)

SEMO-TSU

TSU leads 12-10

1991 SEMO, 37-34 (H)
1992 TSU, 37-27 (H)
1993 SEMO, 14-13 (H)
1994 SEMO, 17-12 (A)
1995 SEMO, 41-24 (H)
1996 SEMO, 24-21 (A)
1997 TSU, 32-27 (H)
1998 TSU, 38-7 (A)
1999 TSU, 35-28 (H)
2000 TSU, 51-33 (H)
2001 TSU, 20-14 (H)
2002 SEMO, 49-24 (H)
2003 SEMO, 52-35 (H)
2004 TSU, 38-36 (H)
2005 SEMO, 32-24 (H)
2006 TSU, 31-0 (H)
2008 SEMO, 27-20 (OT) (H)
2009 TSU, 23-17 (H)
2010 SEMO, 19-17 (H)
2011 TSU, 55-3 (H)
2012 TSU, 40-28 (A)
2013 TSU, 40-16 (H)

SEMO-TTU

TTU leads 13-9

1991 SEMO, 34-31 (H)
1992 TTU, 49-14 (H)
1993 TTU, 24-3 (A)
1994 SEMO, 19-14 (A)
1995 SEMO, 33-12 (H)
1996 TTU, 30-20 (H)
1997 TTU, 17-14 (A)
1998 SEMO, 29-24 (A)
1999 TTU, 21-7 (A)
2000 TTU, 31-6 (H)
2001 TTU, 41-21 (H)
2002 SEMO, 36-30 (H)
2003 SEMO, 24-20 (A)
2004 SEMO, 31-28 (OT) (H)
2005 TTU, 31-24 (H)
2006 TTU, 32-29 (A)
2008 TTU, 29-27 (A)
2009 TTU, 28-16 (H)
2010 SEMO, 23-21 (H)
2011 TTU, 38-21 (H)
2012 SEMO, 41-38 (2OT) (H)
2013 TTU, 41-16 (A)

SEMO-UTM

UT Martin leads 15-14

1966 UTM, 17-14 (A)
1967 UTM, 39-0 (H)
1984 UTM, 21-7 (H)
1985 SEMO, 57-17 (H)
1986 SEMO, 37-29 (A)
1987 UTM, 25-13 (A)
1991 UTM, 36-29 (H)
1992 SEMO, 37-13 (H)
1993 UTM, 17-14 (H)
1994 SEMO, 10-0 (H)
1995 SEMO, 38-17 (A)
1996 UTM, 7-6 (A)
1997 SEMO, 42-7 (A)
1998 SEMO, 41-14 (H)
1999 SEMO, 36-7 (A)
2000 SEMO, 34-14 (H)
2001 SEMO, 45-30 (H)
2002 SEMO, 50-35 (A)
2003 SEMO, 20-7 (A)
2004 SEMO, 35-7 (H)
2005 UTM, 24-21 (H)
2006 UTM, 28-14 (A)
2007 UTM, 55-20 (H)
2008 UTM, 31-21 (A)
2009 UTM, 29-22 (H)

2010 SEMO, 24-17 (H)
2011 UTM, 38-30 (H)
2012 UTM, 27-17 (A)
2013 UTM, 17-7 (A)

TSU-TTU

TSU leads 17-10

1984 TSU, 33-3 (A)
1985 TSU, 26-13 (H)
1988 TSU, 27-23 (H)
1989 TSU, 21-19 (A)
1990 TSU, 36-14 (H)
1991 TSU, 14-10 (H)
1992 TTU, 26-15 (H)
1993 TTU, 24-21 (A)
1994 TTU, 28-20 (H)
1995 TTU, 28-24 (A)
1996 TTU, 21-19 (H)
1997 TSU, 28-21 (H)
1998 TSU, 42-21 (A)
1999 TSU, 25-19 (H)
2000 TTU, 56-23 (H)
2001 TTU, 63-13 (H)
2002 TTU, 20-14 (H)
2003 TSU, 27-23 (A)
2005 TSU 31-20 (H)
2006 TSU, 30-20 (H)
2007 TSU, 45-28 (A)
2008 TSU, 41-14 (H)
2009 TTU, 20-13 (H)
2010 TTU, 21-10 (A)
2011 TSU, 42-40 (A)
2012 TSU, 22-21 (H)
2013 TSU, 41-21 (A)

TSU-UTM

TSU leads 15-8

1976 UTM, 26-21 (H)
1977 TSU, 55-7 (H)
1992 TSU, 23-15(H)
1993 UTM, 21-14 (H)
1994 TSU, 20-3 (H)
1995 UTM, 28-7 (H)
1996 TSU, 37-14 (H)
1997 TSU, 27-20 (A)
1998 TSU, 76-0 (H)
1999 TSU, 43-7 (A)
2000 TSU, 33-6 (H)
2001 TSU, 55-7 (H)
2002 TSU, 26-8 (H)
2003 TSU, 41-10 (H)
2004 TSU, 27-13 (A)
2005 UTM, 42-20 (H)
2007 UTM, 43-38 (H)
2008 TSU, 30-27 (OT) (A)
2009 UTM, 28-7 (A)
2010 UTM, 37-0 (H)
2011 TSU, 35-30 (H)
2012 UTM, 35-26 (H)
2013 TSU, 29-15 (A)

TTU-UTM

TTU leads 22-11-2

1926 TTU, 12-0 (H)
1927 Tie, 0-0 (at UTM)
1928 TTU, 14-13 (H)
1931 TTU, 26-7 (H)
1932 Tie, 0-0 (at UTM)
1970 TTU, 17-6 (A)
1971 TTU, 10-7 (H)
1972 TTU, 13-10 (A)
1973 TTU, 16-9 (H)
1980 TTU, 30-28 (A)
1981 UTM, 24-21 (A)
1982 UTM, 35-21 (H)
1991 UTM, 24-16 (H)
1992 TTU, 17-13 (H)
1993 TTU, 20-3 (H)
1994 UTM, 20-10 (H)
1995 UTM, 36-31 (H)
1996 TTU, 21-14 (2OT) (H)
1997 TTU, 33-2 (H)
1998 TTU, 31-24 (OT) (A)
1999 TTU, 45-9 (A)
2000 TTU, 46-6 (H)
2001 TTU, 41-7 (A)
2002 TTU, 68-7 (H)
2003 UTM, 30-23 (OT) (A)
2004 TTU, 49-20 (H)
2005 UTM, 46-16 (H)
2006 UTM, 35-16 (A)
2007 TTU, 13-10 (A)
20

OVC SCHOOLS VS. FOOTBALL BOWL SUBDIVISION TEAMS

OVC teams have compiled a 32-183-1 record all-time against Football Bowl Subdivision (FBS, previously known as I-A) teams. That is counting only games while the teams were members of the Conference. Below is a complete list of current OVC schools and how they have fared against FBS competition.

Austin Peay (1-17)			Jacksonville State (2-10*)			Tennessee Tech (2-31)		
1980	Arkansas State	L, 41-14	9/20/03	Kansas	L, 41-6	1978	Western Carolina	W, 22-20
1985	Cincinnati	L, 31-0	9/17/05	UAB	L, 35-28	1978	East Tennessee	L, 38-17
1987	Kansas State	W, 25-22	10/14/06	Mississippi State	L, 35-3	1979	Western Carolina	L, 24-7
1987	Cincinnati	L, 42-10	9/15/07	Memphis	L, 35-14	1980	Western Carolina	W, 26-10
1988	Cincinnati	L, 52-7	8/28/08	Georgia Tech	L, 41-14	1981	East Tennessee	L, 31-22
1988	Toledo	L, 38-14	9/5/09	#15 Georgia Tech	L, 37-17	1984	Kansas State	L, 28-12
9/15/90	Temple	L, 28-0	9/12/09	Florida State	L, 19-9	1985	UNLV	L, 35-7
9/04/93	Cincinnati	L, 42-10	9/4/10	Ole Miss	W, 49-48 (2ot)	1986	Tulsa	L, 51-0
9/07/96	Arkansas State	L, 24-0	10/22/11	Kentucky	L, 38-14	1987	Cincinnati	L, 38-17
9/11/10	Middle Tennessee	L, 56-33	9/1/12	#10 Arkansas	L, 49-24	1988	East Carolina	L, 52-13
9/25/10	#10 Wisconsin	L, 70-3	11/17/12	#7 Florida	L, 23-0	9/22/90	Ohio	L, 42-32
9/3/11	Cincinnati	L, 72-10	9/21/13	Georgia State	W, 32-26 (OT)	9/14/91	Ohio	L, 35-14
9/17/11	Memphis	L, 27-6	<i>*Does not include 3-7 record while not a OVC member</i>			11/15/97	UAB	L, 38-14
9/1/12	Western Kentucky	L, 49-10	Murray State (3-22-1)			9/19/98	UAB	L, 38-6
9/8/12	#15 Virginia Tech	L, 42-7	10/21/78	East Tennessee	W, 34-21	9/11/99	Bowling Green	L, 40-15
8/31/13	Tennessee	L, 45-0	9/20/80	Louisville	W, 13-9	9/16/00	Ohio	L, 52-14
9/7/13	Vanderbilt	L, 38-3	9/17/83	East Carolina	L, 50-25	9/08/01	Air Force	L, 42-0
9/21/13	Ohio	L, 38-0	9/01/84	Louisville	W, 26-23	8/31/02	Bowling Green	L, 41-7
Eastern Illinois (4-20*)			9/14/85	Memphis State	T, 10-10	9/07/02	Iowa State	L, 57-6
8/29/96	Western Michigan	W, 28-20	9/26/87	Louisville	L, 34-10	8/30/03	Memphis	L, 40-10
9/12/98	Central Florida	L, 48-0	9/08/90	Louisville	L, 68-0	9/06/03	Northern Illinois	L, 42-17
9/19/98	Northern Illinois	W, 24-10	10/20/90	Northern Illinois	L, 49-7	9/11/04	South Florida	L, 21-7
9/02/99	Central Michigan	L, 33-17	9/26/98	Brigham Young	L, 43-9	9/17/05	Northern Illinois	L, 42-3
9/11/99	Hawaii	L, 31-27	9/04/99	Wisconsin	L, 49-10	9/14/06	Middle Tennessee	L, 44-0
10/02/99	Central Florida	L, 31-21	9/16/00	Middle Tennessee	L, 44-28	11/03/07	Auburn	L, 35-3
9/16/00	Toledo	L, 26-31	9/01/01	Ole Miss	L, 49-14	9/6/08	Louisville	L, 51-10
10/06/01	San Diego State	L, 40-7	10/27/01	Minnesota	L, 66-10	9/26/09	Kansas State	L, 49-7
8/31/02	Hawaii	L, 61-36	8/31/02	Memphis	L, 52-6	11/7/09	Georgia	L, 38-0
9/14/02	Kansas State	L, 63-13	9/06/03	Kentucky	L, 37-6	9/4/10	#17 Arkansas	L, 44-3
9/13/03	Missouri	L, 37-0	9/04/04	Connecticut	L, 52-14	9/11/10	#4 TCU	L, 62-7
9/25/04	Eastern Michigan	W, 31-28	9/03/05	Mississippi State	L, 38-6	9/3/11	Iowa	L, 34-7
9/10/05	Brigham Young	L, 45-10	9/02/06	Missouri	L, 47-7	9/15/12	#4 Oregon	L, 63-14
9/02/06	Illinois	L, 42-17	8/30/07	Louisville	L, 73-10	9/7/13	#21 Wisconsin	L, 48-0
9/30/06	Hawaii	L, 44-9	9/6/08	Indiana	L, 45-3	UT Martin (1-15*)		
9/08/07	Purdue	L, 52-6	9/12/09	N.C. State	L, 65-7	11/21/98	UAB	L, 48-17
8/28/08	Central Michigan	L, 31-12	9/2/10	Kent State	L, 41-10	9/28/02	Arkansas State	L, 30-10
9/6/08	#24 Illinois	L, 47-21	9/1/11	Louisville	L, 21-9	9/06/03	Arkansas State	L, 63-6
10/10/09	#12 Penn State	L, 52-3	9/1/12	#7 Florida State	L, 69-3	9/02/04	Western Michigan	L, 42-0
9/4/10	#9 Iowa	L, 37-7	8/31/13	Missouri	L 58-14	9/10/05	Arkansas State	L, 56-7
9/10/11	Northwestern	L, 42-21	9/21/13	Bowling Green	L, 48-7	9/02/06	Ohio	L, 29-3
9/8/12	Western Michigan	L, 52-21	Southeast Missouri (1-18)			9/01/07	Southern Miss	L, 35-13
8/31/13	San Diego State	W, 40-19	11/12/94	Hawaii	L, 34-0	8/30/08	#19 South Florida	L, 56-7
9/21/13	Northern Illinois	L, 43-39	10/19/96	Arkansas State	L, 38-9	11/8/08	Auburn	L, 37-20
<i>*Does not include 5-12 record while not a OVC member</i>			8/31/00	Marshall	L, 63-7	9/19/09	Memphis	L, 41-14
Eastern Kentucky (6-20)			9/01/01	Eastern Michigan	L, 16-12	9/4/10	Tennessee	L, 50-0
9/23/78	East Tennessee	W, 49-6	9/14/02	Eastern Michigan	L, 35-32	11/5/11	Mississippi State	L, 55-17
9/08/79	Kent State	W, 17-14	9/28/02	Middle Tennessee	W, 24-14	9/1/12	Memphis	W, 20-17
9/22/79	East Tennessee	L, 27-20	8/30/03	Ohio	L, 17-3	9/8/12	Northern Illinois	L, 35-7
10/13/79	Cal State-Fullerton	W, 33-17	9/13/03	Arkansas State	L, 21-3	9/7/13	Boise State	L, 63-14
10/18/80	East Tennessee	W, 25-6	9/11/04	Bowling Green	L, 49-10	9/9/13	at Memphis	L, 21-6
11/15/80	East Carolina	W, 28-16	9/18/04	Central Michigan	L, 44-27	<i>*Does not include 0-1 record while not a OVC member</i>		
9/19/81	Navy	L, 24-0	9/10/05	Kent State	L, 33-12	Current Member Total		
11/23/85	Louisville	W, 45-21	10/14/06	Arkansas	L, 63-7	20-155-1		
8/31/91	Louisville	L, 24-14	8/30/07	Cincinnati	L, 59-3	Former Member Records		
9/12/98	Kentucky	L, 52-7	9/6/08	#6 Missouri	L, 52-3	Akron	6-6	
10/14/00	Central Florida	L, 34-3	9/12/09	#23 Cincinnati	L, 70-3	Middle Tennessee State	1-10	
8/30/01	Central Michigan	L, 42-28	9/2/10	Ball State	L, 27-10	Morehead State	1-2	
8/29/02	Oregon State	L, 49-10	9/17/11	Purdue	L, 59-0	Samford	0-5	
8/28/03	Bowling Green	L, 63-13	8/30/12	Central Michigan	L, 38-27	Youngstown State	4-5	
9/13/03	Central Michigan	L, 42-41	9/7/13	Ole Miss	L, 31-13	Western Kentucky	0-0	
10/23/04	Vanderbilt	L, 19-7	Tennessee State (0-2*)			Former Member Total		
9/17/05	North Carolina State	L, 54-10	9/23/06	Vanderbilt	L, 38-9	12-28		
9/02/06	Cincinnati	L, 31-0	9/24/11	Air Force	L, 63-24	<i>*Does not include 4-3 record while not a OVC member</i>		
9/01/07	Kentucky	L, 50-10						
8/28/08	Cincinnati	L, 40-7						
9/3/09	Indiana	L, 19-13						
11/7/09	Kentucky	L, 37-12						
9/11/10	Louisville	L, 23-13						
9/3/11	Kansas State	L, 10-7						
9/1/12	Purdue	L, 48-6						
9/7/13	#8 Louisville	L, 44-7						

LARGEST CROWDS IN OVC HISTORY

Over the years some large crowds have watched OVC football games. Overall there have been 50 crowds above 53,000 fans to see a game involving an OVC squad (including both non-conference and Conference games). In 2009, there were 104,488 fans at the Penn State/Eastern Illinois game, marking the largest crowd to ever see a game. Below is a list of every crowd above 53,000 as well as the largest 10 crowds to see a Conference matchup (all of which were above 20,000 fans).

Largest Crowds - All Games

104,488	Eastern Illinois at #12 Penn State	Oct. 10, 2009
99,123	UT Martin at Tennessee	Sept. 4, 2010
97,169	Austin Peay at Tennessee	Aug. 31, 2013
92,746	Tennessee Tech at Georgia	Nov. 7, 2009
85,754	Tennessee Tech at Auburn	Nov. 5, 2007
85,365	UT Martin at Auburn	Nov. 8, 2008
82,691	Jacksonville State at #7 Florida	Nov. 17, 2012
77,785	Tennessee Tech at #21 Wisconsin	Sept. 7, 2013
77,527	Murray State at Wisconsin	Sept. 4, 1998
77,224	Austin Peay at #10 Wisconsin	Sept. 25, 2010
72,453	Southeast Missouri State at Arkansas	Oct. 14, 2006
71,420	Jacksonville State at Florida State	Sept. 12, 2009
71,062	Jacksonville State at #10 Arkansas	Sept. 1, 2012
70,585	Eastern Illinois at #9 Iowa	Sept. 4, 2010
70,585	Tennessee Tech at Iowa	Sept. 3, 2011
70,185	Tennessee State vs. Florida A&M (in Atlanta)	Sept. 20, 2003
70,047	Murray State at #7 Florida State	Sept. 1, 2012
69,596	Tennessee Tech at #17 Arkansas	Sept. 4, 2010
67,712	Tennessee State vs. Florida A&M (in Atlanta)	Sept. 25, 2004
67,167	Tennessee State vs. Florida A&M (in Atlanta)	Sept. 28, 2002
67,053	Eastern Kentucky at Kentucky	Nov. 7, 2009
66,512	Eastern Kentucky at Kentucky	Sept. 1, 2007
65,632	Austin Peay at Virginia Tech	Sept. 8, 2012
63,306	Murray State at Kentucky	Sept. 6, 2003
62,455	Tennessee State vs. Florida A&M (in Atlanta)	Sept. 23, 2000
62,305	Southeast Missouri at Missouri	Sept. 6, 2008
61,171	Tennessee State vs. Jackson State (in Memphis)	Sept. 13, 1997
61,052	Tennessee State vs. Florida A&M (in Atlanta)	Sept. 22, 2001
60,815	Southeast Missouri at Ole Miss	Sept. 7, 2013
60,131	Eastern Illinois at Illinois	Sept. 6, 2008
59,303	Murray State at BYU	Sept. 26, 1998
59,011	Tennessee State vs. N.C. A&T (in Indianapolis)	Oct. 4, 1997
58,131	Tennessee State vs. S.C. State (in Atlanta)	Sept. 24, 1994
58,038	Murray State at Missouri	Aug. 31, 2013
57,885	Tennessee State vs. Florida A&M (in Atlanta)	Sept. 30, 2006
57,776	Eastern Kentucky at Kentucky	Sept. 12, 1998
57,091	Tennessee Tech at #4 Oregon	Sept. 15, 2012
56,990	Tennessee State vs. Florida A&M (in Atlanta)	Sept. 29, 2007
56,747	Eastern Kentucky at N.C. State	Sept. 17, 2005
56,297	Tennessee State vs. Florida A&M (in Atlanta)	Sept. 24, 2005
55,768	Jacksonville State at Ole Miss	Sept. 4, 2010
55,545	Tennessee State vs. Jackson State (in Memphis)	Sept. 12, 1998
55,510	Murray State at North Carolina State	Sept. 12, 2009
55,212	Tennessee State vs. Jackson State (in Memphis)	Sept. 14, 1996
55,096	UT Martin at Mississippi State	Nov. 5, 2011
55,015	Tennessee State vs. Jackson State (in Memphis)	Sept. 18, 2004
54,202	Tennessee State vs. Florida A&M (in Atlanta)	Sept. 18, 2010
54,098	Jacksonville State at Kentucky	Oct. 22, 2011
53,647	Eastern Kentucky at #8 Louisville	Sept. 7, 2013
53,441	Tennessee State vs. Jackson State (in Memphis)	Sept. 16, 2006

Largest Crowds - OVC-Only Games

41,132	Tennessee Tech at Tennessee State (Nov. 6, 1999)
25,300	Eastern Kentucky vs. Western Kentucky (Oct. 20, 1979)
25,000	Eastern Kentucky vs. Western Kentucky (Oct. 22, 1977)
24,878	Murray State at Tennessee State (Nov. 3, 2007)
24,500	Eastern Kentucky vs. Western Kentucky (Oct. 23, 1971)
24,361	Tennessee Tech at Tennessee State (Nov. 1, 2008)
24,200	Eastern Kentucky vs. Western Kentucky (Oct. 25, 1975)
22,500	Eastern Kentucky vs. Murray State (Oct. 31, 2007)
22,157	Eastern Illinois at Tennessee State (Oct. 26, 2013)
22,092	UT Martin at Tennessee State (Nov. 7, 2009)

SGT. YORK TROPHY PRESENTED BY DELTA DENTAL OF TENNESSEE

In July 2007, the Nashville Sports Council and the Ohio Valley Conference announced the creation of the Sergeant York Trophy which goes to the winner of the quadrangular season football series between the four Ohio Valley Conference schools located in the state of Tennessee – Austin Peay State University, University of Tennessee at Martin, Tennessee State University and Tennessee Technological University.

The award is only the second traveling trophy that involves more than two teams in college sports; the other is the Commander in Chief's Trophy which has been contested between Air Force, Army and Navy annually since 1972.

In a close race, Tennessee State and Austin Peay shared the inaugural award, finishing with identical 2-1 records in 2007. Tennessee State took the trophy home with it thanks to a one-point victory in overtime over the Governors; that game was decided by a block extra point by NFL First Round Draft Pick Dominique Rodgers-Cromartie. Tennessee State has won the most Sgt. York Championships (4).

The award is named in honor of Alvin C. York, the most noted Soldier of World War I. As a corporal in the 2nd battalion, 328th Infantry, in the Battle of the Meuse River-Argonne (Oct. 8, 1918), York and seven other soldiers captured 132 prisoners, was promoted to sergeant and received the Distinguished Service Cross, the French *Croix de Guerre*, the French Legion of Honor, the *Croce di Guerra* of Italy and the War Medal of Montenegro. Upon his return to the United States in 1919, he was bestowed the Congressional Medal of Honor.

Following the war York returned his home in Pall Mall, Tenn. (located in north central Tennessee, 55 miles northeast of Cookeville) where he dedicated his life to improving education and facilitating educational opportunities for children in the state of Tennessee. In 1927 he established the Alvin C. York Institute after spending several years raising money for the school which opened as a private institution. That school was established, in part, to provide educational opportunities denied to the boys and girls of Fentress County. In 1937, the Institute became a state special school after an appeal to the Tennessee State Legislature. The school, located in Jamestown, Tenn., is still in operation today.

York died on Sept. 2, 1964 and the foundation which he helped establish in 1920 – The Sergeant York Patriotic Foundation – was dormant for many years. The Foundation was re-established by Lipscomb Davis, Jr. in 1992 and is currently run by Sgt. York's grandson Gerald (U.S. Army Colonel, Retired). York's papers are archived by Michael E. Birdwell, Ph.D., who is an associate professor of history at Tennessee Technological University, one of the four institutions that will compete for the yearly honor.

After the completion of the football season, the Sergeant York Trophy is awarded to the institution with the best head-to-head record in the match-ups with their fellow Tennessee schools. In the event of a tie, the award is shared; however, the previous winner will retain the trophy if they are part of the tie. If the tie is between two other institutions, the trophy will go to the institution that has gone the most seasons without winning the trophy.

The award is presented to the winning institution annually at the Pepsi Celebration of Champions which is hosted each spring by the Nashville Sports Council. The event was created in 1999 and salutes amateur and professional sports in Tennessee.



Members of the York Family with former OVC Commissioner Jon Steinbrecher (back row, far left), OVC head football coaches and Gary Alexander of the Nashville Sports Council (back row, far right) at the 2007 OVC Football Media Day, when the announcement of the trophy was first made.



SGT. YORK SERIES HISTORY

All-Time Sgt. York Trophy Winners

2007 - Tennessee State*, Austin Peay	2012 - Tennessee State*, UT Martin
2008 - Tennessee State	2013 - Tennessee State
2009 - Tennessee Tech	
2010 - UT Martin	*Took home the trophy due to winning the tiebreaker
2011 - Tennessee State*, Tennessee Tech	

All-Time Sgt. York Trophy Game Results

2007

Sept. 15	Tennessee State 33, @Austin Peay 32 (OT)
Sept. 22	@ Austin Peay 17, UT Martin 14
Sept. 27	Tennessee Tech 13, @UT Martin 10
Oct. 6	Austin Peay 30, @Tennessee Tech 27
Oct. 11	Tennessee State 45, @Tennessee Tech 28
Nov. 17	UT Martin 43, @Tennessee State 38

2008

Sept. 20	UT Martin 31, @Austin Peay 17
Oct. 4	Tennessee State 30, @UT Martin 27 (OT)
Oct. 16	UT Martin 35, @Tennessee Tech 7
Oct. 18	@Tennessee State 37, Austin Peay 34
Oct. 25	@Austin Peay 31, Tennessee Tech 28
Nov. 1	@Tennessee State 41, Tennessee Tech 14

2009

Oct. 3	@Tennessee Tech 31, Austin Peay 23
Oct. 10	Tennessee Tech 35, @UT Martin 28
Oct. 31	@Tennessee Tech 20, Tennessee State 13
Nov. 7	UT Martin 28, @Tennessee State 7
Nov. 14	@Austin Peay 24, Tennessee State 21
Nov. 21	@UT Martin 48, Austin Peay 38

2010

Sept. 18	Austin Peay 26, @Tennessee State 23
Sept. 30	UT Martin 27, @Tennessee Tech 24
Oct. 9	Tennessee Tech 34, @Austin Peay 21
Oct. 23	Tennessee Tech 21, @Tennessee State 10
Nov. 6	UT Martin 28, @Austin Peay 12
Nov. 13	@UT Martin 37, Tennessee State 0

2011

Oct. 1	@Austin Peay 37, Tennessee State 34
Oct. 1	Tennessee Tech 34, @UT Martin 31
Oct. 8	@UT Martin 61, Austin Peay 23
Oct. 15	Tennessee State 42, @Tennessee Tech 40
Nov. 12	@Tennessee State 35, UT Martin 30
Nov. 19	@Tennessee Tech 49, Austin Peay 7

2012

Sept. 15	@Tennessee State 34, Austin Peay 14
Sept. 22	UT Martin 31, @Austin Peay 6
Oct. 27	@Tennessee State 22, Tennessee Tech 21
Nov. 10	@Tennessee Tech 45, UT Martin 44 (OT)
Nov. 17	@Austin Peay 38, Tennessee Tech 31
Nov. 17	@UT Martin 35, Tennessee State 26

2013

Sept. 21	Tennessee State 41, @Tennessee Tech 21
Oct. 10	UT Martin 28, @Tennessee Tech 17
Oct. 19	Tennessee State 29, @UT Martin 15
Oct. 26	UT Martin 38, @Austin Peay 14
Nov. 9	@Tennessee State 31, Austin Peay 6http
Nov. 23	@Tennessee Tech 34, Austin Peay 0

SGT. YORK GAME RECORDS

Team

Points:	61 - UT Martin vs. Austin Peay (10/8/11)
Total Offensive Yards:	579 - UT Martin vs. Tennessee Tech (11/10/12)
First Downs:	36 - Tennessee Tech vs. Tennessee State (10/15/11)

Rushing Yards:	377 - Tennessee State vs. Austin Peay (10/18/08)
Rushing Attempts:	63 - Tennessee State vs. Austin Peay (9/15/07)
Rushing Touchdowns:	5 - Tennessee Tech vs. Austin Peay (11/19/11)

Passing Yards:	422 - UT Martin vs. Tennessee Tech (11/10/12)
Passing Attempts:	58 - Tennessee Tech vs. Tennessee State (10/15/11)
Passing Touchdowns:	6 - UT Martin vs. Austin Peay (10/8/11)
Completions:	35 - UT Martin vs. Tennessee Tech (11/10/12)

Interceptions:	3 - Done Eight Times
INT Return Yards:	92 - Tennessee State vs. Tennessee Tech (10/31/09)

Fumbles Lost:	3 - Done Seven Times
Fumble Recoveries:	3 - Done Seven Times

Sacks:	5 - Done Four Times
Turnovers Committed:	5 - Done Twice

Penalites:	19 - UT Martin vs. Tennessee State (10/19/13)
Penalty Yards:	164 - UT Martin vs. Tennessee Tech (10/10/09)

Individual

Rushing Yards:	195 - Javaris Williams, TSU vs. APSU (10/18/08)
Rushing Attempts:	35 - Don Chapman, UTM vs. TSU (11/17/07)
Rushing Touchdowns:	4 - Javaris Williams, TSU vs. UTM (11/17/07)
Longest Rush:	73 - Javaris Williams, TSU vs. UTM (11/17/07)

Passing Yards:	422 - Derek Carr, UTM vs. TTU (11/10/12)
Passing Attempts:	58 - Tre Lamb, TTU vs. TSU (10/15/11)
Completions:	35 - Derek Carr, UTM vs. TTU (11/10/12)
Passing Touchdowns:	6 - Derek Carr, UTM vs. APSU (10/8/11)
Longest Pass:	84 - Jeremy Perry, TSU vs. TTU (10/23/10)
Most Interceptions:	4 - Done Three Times

Receiving Yards:	176 - Quentin Sims, UTM vs. TSU (11/17/12)
Receptions:	13 - Jeremy Butler, UTM at TTU (11/10/12)
Receiving Touchdowns:	3 - Done Three Times
Longest Reception:	84 - Calvin McNairl, TSU vs. TTU (10/23/10)

Field Goals Made:	5 - Jamin Godfrey, TSU vs. TTU (10/27/12)
Longest Field Goal:	50 - Stephen Stansell, APSU vs. TSU (9/18/10)
Punts:	9 - Jason Lennartz, TTU vs. TSU (10/31/09)

Longest Punt:	73 - James Satterfield, UTM vs. TTU (11/10/12)
Punt Return Yards:	107 - CJ Estelle, UTM vs. APSU (11/6/10)
Longest Punt Return:	76 - CJ Estelle, UTM vs. APSU (10/8/11)
Kick Return Yards:	243 - Terrence Holt, APSU vs. UTM (11/21/09)
Longest Kick Return:	100 - Weldon Garlington, TSU vs. APSU (10/1/11)
All-Purpose Yards:	312 - Terrence Holt, APSU vs. UTM (11/21/09)

Interceptions:	2 - Done Six Times
Tackles:	20 - Corey Reed, TTU vs. UTM (10/16/08)
Sacks:	2.5 - Antonio Harper, TSU vs. TTU (10/15/11)
	2.5 - Antonio Harper, TSU at UTM (10/19/13)



PLAY hard.
PROTECT hard :)

**More than 3 million
teeth will be knocked
out this year in youth
sporting activities.**

To help prevent these injuries,
Delta Dental of Tennessee has
distributed more than 75,000
mouth guards across the state.

Learn more at
DeltaDentalTN.com/Mouthguards



Dental made simple.

 **DELTA DENTAL®**



proud sponsor



DOUBLETREE

BY HILTON™

NASHVILLE DOWNTOWN



DOUBLETREE BY HILTON NASHVILLE DOWNTOWN



315 4th Avenue North • Nashville, Tennessee 37219-1693 • 615.244.8200 • www.nashville.doubletree.com

OVC FINALISTS FOR SPORTS NETWORK AWARDS

Annually the Sports Network presents awards for the top players and coach in the Football Championship Subdivision (FCS). The awards include the Walter Payton Award (National Offensive Player of the Year), the Buck Buchanan Award (National Defensive Player of the Year), the Eddie Robinson Award (National Coach of the Year) and the Jerry Rice Award (National Freshman of the Year). The Payton & Robinson awards began in 1987 (the Buchanan Award was first handed out in 1995; the Rice Award in 2011); voting totals and finishes are available from 2000 to the present and listed below.



Eastern Illinois quarterback Tony Romo took home the Walter Payton Award in 2002. That year he passed for 3,165 yards and 34 touchdowns.



Former Murray State head coach Houston Nutt was the Eddie Robinson Award winner in 1995 after leading the Racers to a 11-1 overall and 8-0 OVC record.



Southeast Missouri State head coach Tony Samuel was the Eddie Robinson Award winner in 2010 after leading the Redhawks to its first-ever playoff berth.

PAYTON AWARD VOTING RESULTS

2000	Tony Romo, EIU	10th (37)
2001	Tony Romo, EIU	10th (37)
	Shannon Harris, TSU	11th (29)
	C.J. Hudson, ECU	16th (5)
2002	Tony Romo, EIU	1st (268)
	Willie Ponder, SEMO	5th (94)
2003	Charles Anthony, TSU	5th (74)
2004	Charles Anthony, TSU	5th (98)
	Oscar Bonds, JSU	14th (36)
2005	Barrick Nealey, TSU	5th (100)
2009	Ryan Perrilloux, JSU	6th (142)
2010	Henry Harris, SEMO	5th (155)
	Marcus Harris, MUR	22nd (1)
2011	Casey Brockman, MUR	11th (73)
	Matt Denham, ECU	21st (5)
2012	Erik Lora, EIU	4th (164)
	Casey Brockman, MUR	6th (139)
	Jimmy Garoppolo, EIU	10th (84)
	Matt Denham, ECU	19th (8)
2013	Jimmy Garoppolo, EIU	1st (576)
	Erik Lora, EIU	7th (85)
	Walter Powell, MUR	17th (17)

BUCHANAN AWARD VOTING RESULTS

2000	Melvin Wisham, WKU	4th (108)
	Chad Evitts, TTU	14th (34)
2001	Yeremiah Bell, ECU	8th (85)
	D.J. Bleisath, TTU	15th (38)
2002	Nick Ricks, EIU	9th (82)
2003	Nick Ricks, EIU	13th (44)
2006	Edgar Jones, SEMO	12th (62)
	Markeseo Jackson, UTM	16th (25)
2007	D. Rodgers-Cromartie, TSU	13th (30)
	Donald Thomas, EIU	19th (3)
2008	Nathan Williams, MUR	5th (140)
	Brandon Gathof, ECU	21st (2)
2009	Austen Lane, MUR	6th (120)
2010	Eugene Clifford, TSU	13th (47)
	Josh Bey, UTM	20th (5)
2011	Jeremy Caldwell, ECU	17th (12)
2012	Blake Peiffer, SEMO	12th (67)
2013	no finalists	

ROBINSON AWARD VOTING RESULTS

1995	Houston Nutt, MUR	1st (n/a)
2000	Bob Spoo, EIU	2nd (158)
	Jack Harbaugh, WKU	3rd (148)
2001	Bob Spoo, EIU	11th (76)
2002	Tim Billings, SEMO	12th (49)
	Joe Pannunzio, MUR	16th (4)
2003	Jack Crowe, JSU	9th (42)
2004	Jack Crowe, JSU	13th (35)
2005	Bob Spoo, EIU	11th (69)
	Matt Griffin, UTM	13th (43)
2006	Jason Simpson, UTM	4th (172)
2007	Danny Hope, ECU	13th (54)
2008	Dean Hood, ECU	18th (21)
2009	Bob Spoo, EIU	16th (21)
2010	Tony Samuel, SEMO	1st (269)
	Jack Crowe, JSU	10th (94)
2011	Watson Brown, TTU	9th (77)
2012	Dino Babers, EIU	3rd (229)
	Jason Simpson, UTM	17th (23)
2013	Dino Babers, EIU	2nd (370)
	Rod Reed, TSU	18th (17)

RICE AWARD VOTING RESULTS

2011	Michael German, TSU	7th (82)
2012	Scott Lathrop, SEMO	14th (27)
2013	Austin Black, SEMO	19th (12)

ALL-TIME SPORTS NETWORK AWARD WINNERS

ALL-TIME WALTER PAYTON AWARD WINNERS

1987	Kenny Gamble, RB	Colgate
1988	Dave Meggett, RB	Towson
1989	John Friesz, QB	Idaho
1990	Walter Dean, RB	Grambling State
1991	Jamie Martin, QB	Weber State
1992	Michael Payton, QB	Marshall
1993	Doug Nussmeier, QB	Idaho
1994	Steve McNair, QB	Alcorn State
1995	Dave Dickenson, QB	Montana
1996	Archie Amerson, RB	Northern Arizona
1997	Brian Finneran, WR	Villanova
1998	Jerry Azumah, RB	New Hampshire
1999	Adrian Peterson, RB	Georgia Southern
2000	Louis Ivory, RB	Furman
2001	Brian Westbrook, RB	Villanova
2002	Tony Romo, QB	Eastern Illinois
2003	Jamaal Branch, RB	Colgate
2004	Lang Campbell, QB	William & Mary
2005	Erik Meyer, QB	E. Washington
2006	Ricky Santos, QB	New Hampshire
2007	Jayson Foster, QB	Georgia Southern
2008	Armanti Edwards, QB	Appalachian State
2009	Armanti Edwards, QB	Appalachian State
2010	Jeremy Moses, QB	Stephen F. Austin
2011	Bo Levi Mitchell, QB	E. Washington
2012	Taylor Heinicke, QB	Old Dominion
2013	Jimmy Garoppolo, QB	Eastern Illinois

ALL-TIME BUCK BUCHANAN AWARD WINNERS

1995	Dexter Coakley, LB	Appalachian State
1996	Dexter Coakley, LB	Appalachian State
1997	Chris McNeil, DE	North Carolina A&T
1998	James Milton, LB	Western Illinois
1999	Al Lucas, DT	Troy
2000	Edgerton Hartwell, LB	Western Illinois
2001	Derrick Lloyd, LB	James Madison
2002	Rashean Mathis, FS	Bethune-Cookman
2003	Jared Allen, DE	Idaho State
2004	Jordan Beck, LB	Cal Poly
2005	Chris Gocong, DE	Cal Poly
2006	Kyle Shotwell, LB	Cal Poly
2007	Kroy Biermann, DE	Montana
2008	Greg Peach, DE	E. Washington
2009	Arthur Moats, DE	James Madison
2010	J.C. Sherritt, LB	E. Washington
2011	Matt Evans, LB	New Hampshire
2012	Caleb Schreiber, DE	Montana State
2013	Brad Daly, DE	Montana State

ALL-TIME JERRY RICE AWARD WINNERS

2011	Terrance West, RB	Towson
2012	John Robertson, QB	Villanova
2013	Cooper Kupp, WR	E. Washington

ALL-TIME EDDIE ROBINSON AWARD WINNERS

1987	Mark Duffner	Holy Cross
1988	Bill Russo	Lafayette
1989	Erk Russell	Georgia Southern
1990	Gene McDowell	UCF
1991	Chris Ault	Nevada
1992	Charlie Taafe	The Citadel
1993	Dan Allen	Boston University
1994	Jim Tressel	Youngstown State
1995	Houston Nutt	Murray State
1996	Darren Barbier	Nicholls State
1997	Andy Talley	Villanova
1998	Paul Johnson	Georgia Southern
1999	Mickey Matthews	James Madison
2000	Joe Glenn	Montana
2001	Pete Lembo	Lehigh
2002	Tommy Tate	McNeese State
2003	Mike Ayers	Wofford
2004	Jerry Kill	Southern Illinois
2005	Sean McDonnell	New Hampshire
2006	Jerry Moore	Appalachian State
2007	Mark Farley	Northern Iowa
2008	Mickey Matthews	James Madison
2009	Henry Frazier III	Prairie View A&M
2010	Tony Samuel	SE Missouri State
2011	Rob Ambrose	Towson
2012	Craig Bohl	North Dakota State
2013	Craig Bohl	North Dakota State

FCS ADA POSITIONAL PLAYER OF THE YEAR AWARDS

Starting with the 2013 season the Football Championship Subdivision Athletics Directors Association (FCS ADA), in conjunction with the 13 FCS conference offices, began to recognize the top student-athletes at each of 11 different positions. The awards are voted on by a national panel of media and SID's and announced each December. The positional awards consist of: QB, RB, OL, TE, WR, DL, LB, DB, K, P and RS in addition to a National Offensive and National Defensive Player of the Year. Below are a list of OVC winners from each season.

2013 Off. POTY: Jimmy Garoppolo, EIU
 QB - Jimmy Garoppolo, Eastern Illinois
 WR - Erik Lora, Eastern Illinois
 DB - Daniel Fitzpatrick Tennessee State



In 2013 Eastern Illinois QB Jimmy Garoppolo became the second OVC player to be named the winner of the Walter Payton Award as the FCS National Player of the Year. Garoppolo also was named the FCS ADA National Offensive Player of the Year in addition to being the National Quarterback of the Year.

OVC/NCAA OVERTIME PROCEDURES

PROCEDURE FOLLOWING REGULATION PLAY

Immediately following the conclusion of the fourth quarter, officials will instruct both teams to retire to their respective team areas. The officials will escort the captains to the center of the field for the coin toss. The winner of the toss shall be given the option of selecting offense or defense, with the offense at the opponent's 25-yard line to start the series, or which end of the field shall be used for both series of that overtime period. The winner of the toss may not defer his choice. The loser of the toss shall have the first choice of the two options for subsequent even-numbered extra periods.

EXTRA PERIODS

An extra period shall consist of two series with Team A and Team B each putting the ball in play by snap at the designated 25-yard line, which becomes the opponent's 25-yard line.

TEAM SERIES

Each team retains the ball during a series until it scores or fails to make a first down. The ball remains alive after a change of team possession until it is declared dead. However, Team A may not have a first and 10 if it again possesses the ball after a change of team possession.

SCORING

The team scoring the greater number of points during the regulation and extra periods shall be declared the winner. There shall be an equal number of series, as defined, in each extra period, except if Team B scores during a period other than on the try (i.e.: on the first possession of a period, Team A scores a touchdown. On the try, Team B intercepts a pass and returns it for a two-point touchdown. Ruling: Team B is awarded the ball on the 25-yard line to start its series with the overtime score 6-2.). **Beginning with the third extra period, teams scoring a touchdown must attempt a two-point try. A one-point try, although not illegal, will not score a point.**

TIMEOUTS

Each team shall be allowed one timeout for each extra period. Unused extra-period timeouts may not be carried over to other extra periods.

OVC OVERTIME GAMES

Date	Teams and Final Score	OT Periods	Score After Regulation
10/13/84	Youngstown State 17, Austin Peay 13	1	10-10
11/03/84	Murray State 20, Austin Peay 13	2	10-10
10/19/85	Middle Tennessee 31, Murray State 24	2	17-17
11/04/85	Middle Tennessee 28, Youngstown State 21	2	14-14
10/04/86	Austin Peay 7, Middle Tennessee 0	1	0-0
10/10/87	Austin Peay 20, Morehead State 13	1	13-13
11/07/87	Youngstown State 20, Murray State 13	1	13-13
10/01/88	Tennessee Tech 16, Murray State 13	1	10-10
10/29/88	Eastern Kentucky 31, Murray State 24	1	24-24
11/18/89	Eastern Kentucky 38, Morehead State 3	3	21-21
11/10/90	Tennessee Tech 20, Austin Peay 14	1	14-14
11/17/90	Murray State 31, Austin Peay 24	3	14-14
11/07/92	Eastern Kentucky 21, Murray State 18	1	18-18
10/2/93	Murray State 28, UT Martin 21	1	21-21
11/20/93	UT Martin 39, Austin Peay 33	2	26-26
10/05/96	Tennessee Tech 21, UT Martin 14	2	14-14
10/26/96	Southeast Missouri 16, Middle Tennessee 13	1	13-13
11/01/97	Tennessee Tech 16, Murray State 13	1	13-13
10/17/98	Tennessee Tech 31, UT Martin 24	1	24-24
10/24/98	Tennessee Tech 31, Eastern Kentucky 29	3	17-17
11/13/99	Eastern Kentucky 23, Tennessee Tech 20	2	17-17
10/04/03	Murray State 23, Jacksonville State 17	1	17-17
10/04/03	UT Martin 30, Tennessee Tech 23	1	23-23
09/25/04	Southeast Missouri 51, Samford 48	4	31-31
10/02/04	Eastern Kentucky 39, Samford 36	1	36-36
10/23/04	Samford 42, Tennessee State 36	1	36-36
10/30/04	Murray State 19, Eastern Kentucky 16	1	13-13
11/06/04	Tennessee Tech 40, Eastern Illinois 37	1	34-34
11/13/04	Southeast Missouri 31, Tennessee Tech 28	1	28-28
09/30/06	Tennessee Tech 20, Murray State 14	1	14-14
10/28/06	Jacksonville State 17, Tennessee Tech 10	1	10-10
09/15/07	Tennessee State 33, Austin Peay 32	1	26-26
11/03/07	Austin Peay 34, Southeast Missouri 31	2	21-21
09/27/08	Eastern Kentucky 13, Austin Peay 10	1	10-10
10/04/08	Tennessee State 30, UT Martin 27	1	24-24
10/25/08	Southeast Missouri 27, Tennessee State 20	1	20-20
11/06/10	Eastern Illinois 31, Tennessee State 28	1	28-28
09/22/12	Eastern Illinois 50, Murray State 49	1	42-42
09/22/12	Southeast Missouri 41, Tennessee Tech 38	2	31-31
10/20/12	Jacksonville State 31, Tennessee State 28	1	28-28
10/10/12	Tennessee Tech 45, UT Martin 44	1	38-38
9/28/13	Murray State 35, Jacksonville State 34	1	27-27
10/12/13	Southeast Missouri 37, Murray State 34	3	27-27
11/23/13	Murray State 34, Eastern Kentucky 27	1	27-27

NOTE: Overtime policy adopted by the Conference prior to the 1982 season.

OVC FOOTBALL OFFICIALS

Ohio Valley Conference football officials have been selected to work numerous FCS/I-AA playoff games over the year. Since 1981, OVC officials have been assigned to 97 post-season games, including 29 semifinal playoff games and seven national championship contests (including the 2009 national championship game between Villanova and Montana). In 1995, the NCAA selected OVC officials to work all four rounds of the playoffs - an honor never before bestowed on a conference officiating program. Following is a list of the 2014 OVC Football Officials.

Bill Ballard - Lexington, Ky.
Chris Barney - Shepherdsville, Ky.
Mike Boshers - Hermitage, Tenn.
Daryl Crosthwaite - Edgewood, Ky.
Shane DeWitt - Bradley, Ill.
P.J. Doyen - Alexandria, Ky.
Craig Dunn - Murfreesboro, Tenn.
Tim Fetsch - O'Fallon, Mo.
Thomas Floyd - Cane Ridge, Tenn.
John Graham - Versailles, Ky.
Tom Hahs - Bourbonnais, Ill.
Brandon Harris - Fishers, Ind.

Steve Horn - Gleason, Tenn.
Neil Hughes - Murfreesboro, Tenn.
Jeff Irwin - Nashville, Tenn.
Randy Jackson - Demorest, Ga.
Burney Jenkins - Georgetown, Ky.
Greg Koerner - Champaign, Ill.
Greg Laurentius - Cape Girardeau, Mo.
Steve Lewis - Sylacauga, Ala.
Pat Pownall - Morton, Ill.
Paul Schardein - Louisville, Ky.
David Seewer - Louisville, Ky.
Chip Shields - Tuscaloosa, Ala.

John Short - Gallatin, Tenn.
John Smoot - Lexington, Ky.
Al Studstill - Nashville, Tenn.
Steve Swift - Nashville, Tenn.
Kirk Walker - Douglasville, Ga.
Rod Whittier - Wildwood, Mo.

OVC PLAYERS IN THE NFL DRAFT

Since the OVC was formed in 1948, the league has had 151 players selected in the National Football League (NFL) Draft. Amongst that picks are four first-round selections, Wally Chambers (No. 8 overall in 1973), Phil Simms (No. 7 in 1979), Aaron Jones (No. 18 in 1988) and Dominique Rodgers-Cromartie (No. 16 in 2008). This lists does not include AFL selections (1960-66). The first combined NFL/AFL Draft was held in 1967.

Year	Round	Pick	Player, School	Team	Year	Round	Pick	Player, School	Team
1950	12	151	Frank Wallheiser, WKU (DE)	Chicago Cardinals	1990	3	56	Tony Stargell, TSU (DB)	New York Jets
1950	13	170	Norm Wiley, MAR (DE)	Philadelphia Eagles	1990	3	73	Anthony Pleasant, TSU (DE)	Cleveland Browns
1950	20	260	John Hackney, MUR (OG)	Cleveland Browns	1990	10	261	Eric Crigler, MUR (OT)	Cincinnati Bengals
1951	12	147	Stew Kirtley, MOR (DE)	Cleveland Browns	1990	11	289	Anthony Shelton, TSU (DB)	San Francisco 49ers
1951	17	197	Ray Pelfrey, EKU (WR)	Green Bay Packers	1990	11	300	Tyrone Watson, TSU (WR)	Philadelphia Eagles
1951	22	266	Waldo Binkley, APSU (T)	New York Giants	1991	8	207	Marty Carter, MTSU (FS)	Tampa Bay Buccaneers
1952	20	237	Gil Mainis, MUR (DT)	Detroit Lions	1991	12	327	Darrell Beavers, MOR (S)	Philadelphia Eagles
1954	21	251	Howard Alsop, MTSU (T)	San Francisco 49ers	1992	6	142	Chris Burns, MTSU (DT)	Cincinnati Bengals
1954	24	287	Jerry Daniels, TTU (T)	San Francisco 49ers	1992	6	144	Joe Campbell, MTSU (RB)	Los Angeles Rams
1954	29	347	Ted Dunn, MUR (Back)	San Francisco 49ers	1992	6	145	Larry Tharpe, TSU (OT)	Detroit Lions
1955	17	204	Don Daly, EKU (RB)	Detroit Lions	1992	10	255	Tim Lester, EKU (RB)	Los Angeles Rams
1955	19	228	Bob Muller, EKU (FB)	Detroit Lions	1992	10	276	Marcus Dowdell, TSU (WR)	New Orleans
1955	23	266	Karl Bays, EKU (T)	Chicago Cardinals	1993	3	83	Mike Caldwell, MTSU (LB)	Cleveland Browns
1956	14	163	Ted Schwanger, TTU (Back)	Baltimore Colts	1993	5	134	Walter Dunson, MTSU (WR)	San Diego Chargers
1956	16	185	Billy Hix, MTSU (T)	Philadelphia Eagles	1993	7	187	Patrick Robinson, TSU (WR)	Houston Oilers
1956	19	229	John Sebest, EKU (DE)	Cleveland Browns	1994	4	123	Randy Fuller, TSU (CB)	Denver Broncos
1956	28	329	Bill Strawn, WKU (LB)	Philadelphia Eagles	1994	5	155	Chad Bratzke, EKU (DE)	New York Giants
1956	30	354	Terry Sweeney, MTSU (RB)	Baltimore Colts	1995	5	150	Cedric Davis, TSU (CB)	Arizona Cardinals
1957	7	84	Jerry DeLucca, MTSU (T)	Chicago Bears	1996	2	47	Fred Thomas, UTM (DB)	Seattle Seahawks
1957	10	115	Joe Grisham, APSU (DE)	Baltimore Colts	1996	2	54	Jason Dunn, EKU (TE)	Philadelphia Eagles
1957	10	116	Jerry Hurst, MTSU (DE)	San Francisco 49ers	1996	4	113	Kirk Pointer, APSU (DB)	Miami Dolphins
1957	12	137	Don Simonic, TTU (T)	Baltimore Colts	1996	7	227	Clarence Jones, TSU (WR)	Jacksonville Jaguars
1957	17	204	Don Heine, MUR (DE)	Chicago Bears	1996	7	245	Darrell Williams, TSU (DB)	Kansas City Chiefs
1957	22	263	Tom Schulte, EKU (DE)	Detroit Lions	1997	6	171	Mike Cherry, MUR (QB)	New York Giants
1958	19	229	Dave Bottos, MUR (Back)	Detroit Lions	1997	6	188	Tony McCombs, EKU (LB)	Arizona Cardinals
1958	20	241	Bill Curry, WKU (T)	Detroit Lions	1998	3	86	Jonathan Quinn, MTSU (QB)	Jacksonville Jaguars
1958	26	313	Joe Bruce, MTSU (T)	Detroit Lions	1998	7	221	Angel Rubio, SEMO (DE)	Pittsburgh Steelers
1958	28	333	Jim Murphy, ETSU (T)	Baltimore Colts	1999	3	67	Chris Watson, EIU (CB)	Denver Broncos
1958	30	352	Bobby Hallum, MTSU (Back)	Chicago Bears	1999	5	161	Tyrone Hopson, EKU (OG)	San Francisco 49ers
1965	7	97	Dale Lindsey, WKU (LB)	Cleveland Browns	1999	7	221	Sulecio Sanford, MTSU (WR)	Chicago Bears
1965	10	134	Jim Burt, WKU (RB)	New York Jets	1999	7	247	Rondel Menendez, EKU (WR)	Atlanta Falcons
1965	15	204	Phillip Morgan, ETSU (Back)	Minnesota Vikings	2000	4	100	Michael Thompson, TSU (OT)	Atlanta Falcons
1966	15	131	Tom Dillard, APSU (OT)	Houston Oilers	2000	4	121	Avion Black, TSU (WR)	Buffalo Bills
1967	17	442	George Adams, MOR (LB)	Dallas Cowboys	2001	5	140	Alex Bannister, EKU (WR)	Seattle Seahawks
1968	3	60	Aaron Marsh, EKU (WR)	Boston Patriots	2003	6	199	Willie Ponder, SEMO (WR)	New York Giants
1968	8	207	Tom Gray, MOR (WR)	San Francisco 49ers	2003	6	213	Yeremiah Bell, EKU (DB)	Miami Dolphins
1968	10	252	Bob Langford, MTSU (OT)	Denver Broncos	2004	7	238	Larry Turner, EKU (OC)	St. Louis Rams
1968	17	445	Bill Hull, TTU (OG)	Minnesota Vikings	2004	7	239	Eugene Amano, SEMO (OC)	Tennessee Titans
1970	10	243	Larry Schreiber, TTU (RB)	San Francisco 49ers	2005	5	163	Frank Omiyale TTU (OT)	Atlanta Falcons
1970	13	331	Dave Haverdick, MOR (DT)	Detroit Lions	2006	7	215	Cortland Finnegan, SAM (DB)	Tennessee Titans
1970	15	367	Pat Hauser, ETSU (WR)	Miami Dolphins	2008	1	16	Dominique Rodgers-Cromartie, TSU (CB)	Arizona Cardinals
1971	9	221	John Tanner, TTU (LB)	San Diego Chargers	2008	3	79	Antwaun Molden, EKU (CB)	Houston Texans
1971	15	378	Bill Green, WKU (DB)	Cleveland Browns	2009	7	212	Javaris Williams, TSU (RB)	Kansas City Chiefs
1971	16	407	Lawrence Brame, WKU (LB)	St. Louis Cardinals	2010	5	152	Otis Hudson, EIU (OG)	Cincinnati Bengals
1971	17	432	Sam Pearson, WKU (DB)	Cincinnati Bengals	2010	5	153	Austen Lane, MUR (DE)	Jacksonville Jaguars
1972	5	116	Jim Bishop, TTU (TE)	San Diego Chargers	2013	5	139	Montori Hughes, UTM (DL)	Indianapolis Colts
1972	15	388	Mike Sivert, ETSU (OG)	Minnesota Vikings	2013	6	195	Alan Bonner, JSU (WR)	Houston Texans
1973	1	8	Wally Chambers, EKU (DE)	Chicago Bears	2014	2	62	Jimmy Garoppolo, EIU (QB)	New England Patriots
1973	2	42	Jim Youngblood, TTU (LB)	Los Angeles Rams	2014	5	143	Kadeem Edwards, TSU (OG)	Tampa Bay Buccaneers
1973	4	81	Mike Hennigan, TTU (LB)	Detroit Lions	2014	6	196	Walter Powell, MUR (WR)	Arizona Cardinals
1973	8	186	Isaac Brown, WKU (RB)	New England Patriots	2014	7	250	Demetrius Rhaney, TSU (OC)	St. Louis Rams
1973	8	189	Ray Oldham, MTSU (DB)	Baltimore Colts					
1973	10	242	Bonnie Sloan, APSU (DT)	St. Louis Cardinals					
1973	10	252	Ray Bonner, MTSU (DB)	Detroit Lions					
1973	16	412	George Greenfield, MUR (RB)	Cleveland Browns					
1974	8	183	Mike McCoy, WKU (DB)	Houston Oilers					
1974	8	186	Alan Chadwick, ETSU (QB)	Chicago Bears					
1974	16	395	Jazz Jackson, WKU (RB)	New York Jets					
1975	3	63	Elois Grooms, TTU (DE)	New Orleans Saints					
1975	4	83	Virgil Livers, WKU (DB)	Chicago Bears					
1975	8	184	John Bushong, WKU (DE)	Baltimore Colts					
1975	15	378	Don Clayton, MUR (RB)	New England Patriots					
1975	17	439	Dwaine Copeland, MTSU (RB)	Miami Dolphins					
1976	8	226	Bobby Joe Easter, MTSU (RB)	Buffalo Bills					
1976	10	269	Junior Hardin, EKU (NG)	New Orleans Saints					
1976	13	360	Rick Caswell, WKU (WR)	New York Giants					
1976	14	392	Tony Williams, MTSU (WR)	Buffalo Bills					
1976	15	416	Howard Stidham, TTU (LB)	San Francisco 49ers					
1977	3	65	Elmo Boyd, EKU (WR)	San Francisco 49ers					
1977	6	165	David Carter, WKU (OC)	Houston Oilers					
1977	9	244	Roosevelt Kelly, EKU (OC)	Pittsburgh Steelers					
1978	4	99	Dennis Law, ETSU (WR)	Cincinnati Bengals					
1978	12	331	Mike Moore, MTSU (RB)	Miami Dolphins					
1979	1	7	Phil Simms, MOR (QB)	New York Giants					
1980	9	224	Greg Bright, MOR (DB)	Cincinnati Bengals					
1980	11	301	Eddie Preston, WKU (WR)	Houston Oilers					
1981	8	207	Mark Reed, MOR (QB)	New York Giants					
1982	4	107	George Floyd, EKU (DB)	New York Jets					
1982	11	280	Lamont Meacham, WKU (DB)	Baltimore Colts					
1983	5	130	Steve Bird, EKU (WR)	St. Louis Cardinals					
1983	7	193	James Griffin, MTSU (DB)	Cincinnati Bengals					
1983	10	252	Ronald Hopkins, MUR (DB)	Baltimore Colts					
1983	12	314	Billy Blaylock, TTU (DB)	San Diego Chargers					
1984	5	122	Tron Armstrong, EKU (WR)	New York Jets					
1984	5	136	John Goode, YSU (TE)	St. Louis Cardinals					
1984	12	312	Paul McFadden, YSU (K)	Philadelphia Eagles					
1985	6	154	Keith Lester, MUR (TE)	Cincinnati Bengals					
1986	6	142	Bob Thompson, YSU (WR)	New Orleans Saints					
1986	6	162	Don Griffin, MTSU (DB)	San Francisco 49ers					
1986	8	219	Joe Mauntel, EKU (LB)	Los Angeles Raiders					
1987	12	324	Tony Burse, MTSU (RB)	Seattle Seahawks					
1988	1	18	Aaron Jones, EKU (DE)	Pittsburgh Steelers					
1988	9	244	Danny Copeland, EKU (DB)	Cleveland Browns					
1988	10	252	John Jackson, EKU (OT)	Pittsburgh Steelers					
1988	11	279	Frank Pillow, TSU (WR)	Tampa Bay Buccaneers					
1988	11	280	Paul Hickert, MUR (K)	Cincinnati Bengals					
1989	2	49	Jessie Small, EKU (LB)	Philadelphia Eagles					
1989	3	71	Elroy Harris, EKU (RB)	Seattle Seahawks					
1989	8	218	Myron Guyton, EKU (DB)	New York Giants					
1989	12	327	Mike Cadore, EKU (RB)	New Orleans Saints					




Wally Chambers, Eastern Kentucky
1973, No. 8 overall (Chicago)



Phil Simms, Morehead State
1979, No. 7 overall (N.Y. Giants)



Aaron Jones, Eastern Kentucky
1988, No. 18 overall (Pittsburgh)



Dominique Rodgers-Cromartie, TSU
2008, No. 16 overall (Arizona)

DIRECTORY OF OVC MEDIA RELATIONS DIRECTORS



AUSTIN PEAY

APSU Athletics
PO Box 4515
Clarksville, TN 37044
www.LetsGoPeay.com

Football Contact
Brad Kirtley
Sports Information Director
kirtleyb@apsu.edu

Office: (931) 221-6561
Cell: (931) 801-7875
Fax: (931) 221-7562
Press Box: (931) 221-7191



EASTERN ILLINOIS

EIU Department of Athletics
Lantz Arena
Charleston, IL 61920
www.EIUPanthers.com

Football Contact
Rich Moser
Assoc. A.D./Media & Public Relations
rlmoser@eiu.edu

Office: (217) 581-7480
Cell: (217) 508-8317
Fax: (217) 581-7001
Press Box: (217) 581-7770



EASTERN KENTUCKY

521 Lancaster Avenue
115 Alumni Coliseum
Richmond, KY 40475
www.EKUSports.com

Football Contact
Michael Clark
Director of Athletic Public Relations
michael.clark@eku.edu

Office: (859) 622-6170
Cell: (859) 358-8360
Fax: (859) 622-5108
Press Box: (859) 622-2226



JACKSONVILLE STATE

JSU Department of Athletics
700 Pelham Road North
Jacksonville, AL 36265
www.JSUGamecockSports.com

Football Contact
Greg Seitz
Asst. A.D./Media Relations
gseitz@jsu.edu

Office: (256) 782-5279
Cell: (256) 453-3377
Fax: (256) 782-5958
Press Box: (256) 782-5585/5586



MURRAY STATE

Murray State Dept. of Athletics
217 Roy Stewart Stadium
Murray, KY 42071
www.GoRacers.com

Football Contact
John Brush
Media Relations Assistant
jbrush@murraystate.edu

Office: (270) 809-7044
Cell: (270) 293-0590
Fax: (270) 809-6814
Press Box: (270) 809-6811



SOUTHEAST MISSOURI

Southeast Missouri State Athletics
One University Plaza, MS 0200
Cape Girardeau, MO 63701
www.GoSoutheast.com

Football Contact
Jeff Honza
Sports Information Director
jhonza@semo.edu

Office: (573) 651-2933
Cell: (618) 528-1145
Fax: (573) 651-2810
Press Box: (573) 651-2191



TENNESSEE STATE

Tennessee State University Athletics
3500 John Merritt Boulevard
Nashville, TN 37209
www.TSUTigers.com

Football Contact
Alex Mitchell
Sports Information Assistant
jmitch18@tnstate.edu

Office: (615) 963-5674
Cell: (770) 309-1760
Fax: (615) 963-7589
Press Box: (615) 565-4450



TENNESSEE TECH

Tennessee Technological University
Box 5057
Cookeville, TN 38505
www.TTUSports.com

Football Contact
Rob Schabert
Asst. A.D./Sports Info & Broadcasting
rschabert@tntech.edu

Office: (931) 372-3088
Cell: (931) 267-1065
Fax: (931) 372-6139
Press Box: (931) 372-6030/6031



UT MARTIN

Department of Athletics
40 Skyhawk Fieldhouse
Martin, TN 38238
www.UTMSports.com

Football Contact
Ryne Rickman/Alex Boggis
Sports Information Director/Assistant
rickman@utm.edu/daboggis@utm.edu

Office: (731) 881-7694
Cell: (270) 703-2601/(618) 357-1536
Fax: (731) 881-7624
Press Box: (731) 881-7694/7632



OHIO VALLEY CONFERENCE

215 Centerview Drive, Suite 115
Brentwood, TN 37027
OVCSports.com

Football Contact
Kyle Schwartz
Asst. Commissioner/Media Relations
kschwartz@ovc.org

Office: (615) 371-1698, Ext. 6685
Direct: (615) 690-6685
Cell: (615) 775-1937
Fax: (615) 371-1788



DIGITAL NETWORK

www.OVCDigitalNetwork.com

LIVE EVENTS STREAMED FREE

WATCH YOUR FAVORITE OVC TEAMS

FREE ON YOUR COMPUTER, TABLET OR SMARTPHONE





**THE FIRST
NAME IN
FOOTBALL**



In every league, and at every level, Wilson® has been a part of more winning moments than any other brand in football. Tradition speaks for itself. Wilson is proud to be the official ball of the Ohio Valley Conference.

Wilson®
MORE WIN.™



GO MAD FOR MUSIC CITY



Away from the Crowds, Close to the Action

Enjoy stylish comfort and friendly hospitality while you cheer on your favorite OVC teams. Check out Nashville attractions such as Country Music Hall of Fame, Bridgestone Arena and LP Field. We offer complimentary parking, as well as complimentary shuttle service to the airport and downtown. Now that's FANtastic!

www.millenniumhotels.com

2025 Rosa L. Parks Boulevard
Nashville, Tennessee 37228
+1 615.259.4343



MILLENNIUM
MAXWELL HOUSE HOTEL
NASHVILLE

You are the Center of Our World



SPECTACULAR VIEWS

287 GUEST ROOMS



















GRANDE BALLROOM
AND CROWN BALLROOM

PRALINE'S
RESTAURANT

MAXWELL'S LOUNGE

*More than 100 hotels
worldwide*



2014 OHIO VALLEY CONFERENCE FOOTBALL SCHEDULE											
	Aug. 30	Sept. 6	Sept. 13	Sept. 20	Sept. 27	Oct. 4	Oct. 11	Oct. 18	Oct. 25	Nov. 1	Nov. 8
 AUSTIN PEAY 	@Memphis 6:00 p.m. (ESPN3)		Chattanooga 4:00 p.m. (OVC Digital Network)	@Eastern Illinois* 1:30 p.m. (OVC Digital Network)	@Illinois State 6:30 p.m.	Eastern Kentucky* 6:00 p.m. (OVC Digital Network)	@Mercer 3:00 p.m. (OVC Digital Network)	Murray State* 6:00 p.m. (ESPN3)	@UT Martin* 2:00 p.m. (OVC Digital Network)	@Jacksonville State* 3:00 p.m. (OVC Digital Network)	Tennessee State* 4:00 p.m. (OVC Digital Network)
 EASTERN ILLINOIS 	@Minnesota 6:00 p.m. (Aug. 28) (BTN)	Southern Illinois 6:00 p.m. (OVC Digital Network)	@Illinois State 12:00 p.m.	Austin Peay* 1:30 p.m. (OVC Digital Network)	@Ohio TBA		@Eastern Kentucky* 5:00 p.m. (OVC Digital Network)	@Southeast Missouri* 1:00 p.m. (OVC Digital Network)	Tennessee State* 1:30 p.m. (ESPN3)	@Tennessee Tech* 1:30 p.m. (OVC Digital Network)	Murray State* 12:00 p.m. (OVC Digital Network)
 EASTERN KENTUCKY 	@Robert Morris 6:00 p.m. (Aug. 28)	@Miami (Ohio) 2:30 p.m. (ESPN3)	Morehead State 5:00 p.m. (OVC Digital Network)	@UT Martin* 12:00 p.m. (ESPN3)		@Austin Peay* 6:00 p.m. (OVC Digital Network)	Eastern Illinois* 5:00 p.m. (OVC Digital Network)	@Tennessee Tech* 7:00 p.m. (OVC Digital Network)	Southeast Missouri* 2:00 p.m. (OVC Digital Network)	@Tennessee State* 2:00 p.m. (OVC Digital Network)	Jacksonville State* 12:00 p.m. (OVC Digital Network)
 JACKSONVILLE STATE 	@Michigan State 6:30 p.m. (Aug. 29) (BTN)	@Chattanooga 6:00 p.m.		West Alabama 3:00 p.m. (OVC Digital Network)	@Murray State* 6:00 p.m. (OVC Digital Network)	UT Martin* 3:00 p.m. (OVC Digital Network)	@Tennessee State* 2:00 p.m. (ESPN3)		Tennessee Tech* 3:00 p.m. (OVC Digital Network)	Austin Peay* 3:00 p.m. (OVC Digital Network)	@Eastern Kentucky* 12:00 p.m. (OVC Digital Network)
 MURRAY STATE 	Union 7:00 p.m. (Aug. 28) (OVC Digital Network)	@Louisville 6:00 p.m. (ESPN3)		@Western Michigan 6:00 p.m.	Jacksonville State* 6:00 p.m. (OVC Digital Network)	@Tennessee Tech* 7:00 p.m. (OVC Digital Network)	Southeast Missouri* 3:00 p.m. (OVC Digital Network)	@Austin Peay* 6:00 p.m. (ESPN3)	Kentucky Wesleyan 3:00 p.m. (OVC Digital Network)	UT Martin* 1:00 p.m. (OVC Digital Network)	@Eastern Kentucky* 12:00 p.m. (OVC Digital Network)
 SOUTHEAST MISSOURI 	Missouri Baptist 6:00 p.m. (Aug. 28) (OVCDN)	@Kansas 6:00 p.m.	@Southern Illinois 6:00 p.m.	Southeastern Louisiana 6:00 p.m. (OVC Digital Network)	@UT Martin* 6:00 p.m. (OVC Digital Network)	Tennessee State* 1:00 p.m. (OVC Digital Network)	@Murray State* 3:00 p.m. (OVC Digital Network)	Eastern Illinois* 1:00 p.m. (OVC Digital Network)	@Eastern Kentucky* 2:00 p.m. (OVC Digital Network)		@Tennessee Tech* 1:30 p.m. (ESPN3)
 TENNESSEE STATE 	Edward Waters 6:00 p.m. (OVC Digital Network)	at Alabama State 5:00 p.m.	vs. Jackson State 6:00 p.m. (in Memphis)	Tennessee Tech* 2:00 p.m. (OVC Digital Network)	Florida A&M 6:00 p.m. (OVC Digital Network)	@Southeast Missouri* 1:00 p.m. (OVC Digital Network)	Jacksonville State* 2:00 p.m. (ESPN3)	UT Martin* 2:00 p.m. (OVC Digital Network)	@Eastern Illinois* 1:30 p.m. (ESPN3)	Eastern Kentucky* 2:00 p.m. (OVC Digital Network)	@Austin Peay* 4:00 p.m. (OVC Digital Network)
 TENNESSEE TECH 	Kentucky Christian 7:00 p.m. (Aug. 28) (OVC Digital Network)	@Indiana State 2:00 p.m.		@Tennessee State* 2:00 p.m. (OVC Digital Network)	@Northern Iowa 4:00 p.m.	Murray State* 7:00 p.m. (OVC Digital Network)	@UT Martin* 6:30 p.m. (Oct. 9) (OVCDN)	Eastern Kentucky* 7:00 p.m. (OVC Digital Network)	@Jacksonville State* 3:00 p.m. (OVC Digital Network)	Eastern Illinois* 1:30 p.m. (OVC Digital Network)	Chattanooga Peay* 1:30 p.m. (OVC Digital Network)
 UT MARTIN 	@Kentucky 11:00 a.m. (SEC Network)	@Central Arkansas 6:00 p.m.	Cumberland 6:30 p.m. (Sept. 11) (OVC Digital Network)	Eastern Kentucky* 12:00 p.m. (ESPN3)	Southeast Missouri* 6:00 p.m. (OVC Digital Network)	@Jacksonville State* 3:00 p.m. (OVC Digital Network)	Tennessee Tech* 6:30 p.m. (Oct. 9) (OVCDN)	@Tennessee State* 2:00 p.m. (OVC Digital Network)	Austin Peay* 2:00 p.m. (OVC Digital Network)	@Murray State* 1:00 p.m. (OVC Digital Network)	@Mississippi State TBA
											@Eastern Illinois* 12:00 p.m. (OVC Digital Network)

* - Denotes OVC Game; Home Games in **Bold**; All Times Are Central and Subject to Change